



US00D683845S

(12) **United States Design Patent**
Abel et al.

(10) **Patent No.:** **US D683,845 S**

(45) **Date of Patent:** **** Jun. 4, 2013**

(54) **RESPIRATOR BELT**

(75) Inventors: **Nathan A. Abel**, Minneapolis, MN (US);
Jia Hu, Mounds View, MN (US); **Sean R. Kilmer**, Lino Lakes, MN (US);
Thomas G. Skulley, St. Paul, MN (US);
James M. Ulwelling, Eau Claire, WI (US)

(73) Assignee: **3M Innovative Properties Company**,
St. Paul, MN (US)

(**) Term: **14 Years**

(21) Appl. No.: **29/413,384**

(22) Filed: **Feb. 15, 2012**

(51) **LOC (9) Cl.** **29-02**

(52) **U.S. Cl.**
USPC **D24/110**

(58) **Field of Classification Search**
USPC D24/110; 128/207.17, 202.13, 876
See application file for complete search history.

(56) **References Cited**

U.S. PATENT DOCUMENTS

4,899,740	A	2/1990	Napolitano	
5,226,874	A *	7/1993	Heinz et al.	602/19
5,833,095	A	11/1998	Russell	
6,038,747	A	3/2000	Hamilton	
6,206,257	B1	3/2001	Peele	
6,401,715	B1	6/2002	Luthe	
6,405,910	B1	6/2002	Infanti	
6,405,911	B1	6/2002	Howard	
7,454,800	B2	11/2008	Taylor	
7,819,120	B2	10/2010	Taylor	
7,900,278	B2	3/2011	Pittman	
D646,379	S	10/2011	Huh	
2002/0134809	A1	9/2002	Angus	
2002/0185509	A1	12/2002	Wichman	
2003/0042284	A1	3/2003	Reiserer	

2006/0254598	A1 *	11/2006	Saul	128/876
2009/0314295	A1	12/2009	Hatmaker	
2010/0200624	A1	8/2010	Chapman	
2011/0126713	A1	6/2011	Legare	
2012/0035443	A1 *	2/2012	Hoarau et al.	600/324

FOREIGN PATENT DOCUMENTS

EP	692 206	A1	1/1996
WO	WO 96/28065		9/1996

OTHER PUBLICATIONS

Miller PAPER webpage obtained from internet on Feb. 20, 2012 http://www.millerwelds.com/products/welding_protection/filtration/papr/.

* cited by examiner

Primary Examiner — Ian Simmons

Assistant Examiner — Richelle Shelton

(74) *Attorney, Agent, or Firm* — Eric D. Levinson

(57) **CLAIM**

The ornamental design for a respirator belt, as shown and described.

DESCRIPTION

FIG. 1 is a front perspective view showing the new design for a respirator belt;

FIG. 2 is a front view thereof;

FIG. 3 is a back view thereof;

FIG. 4 is a top view thereof;

FIG. 5 is a bottom view thereof;

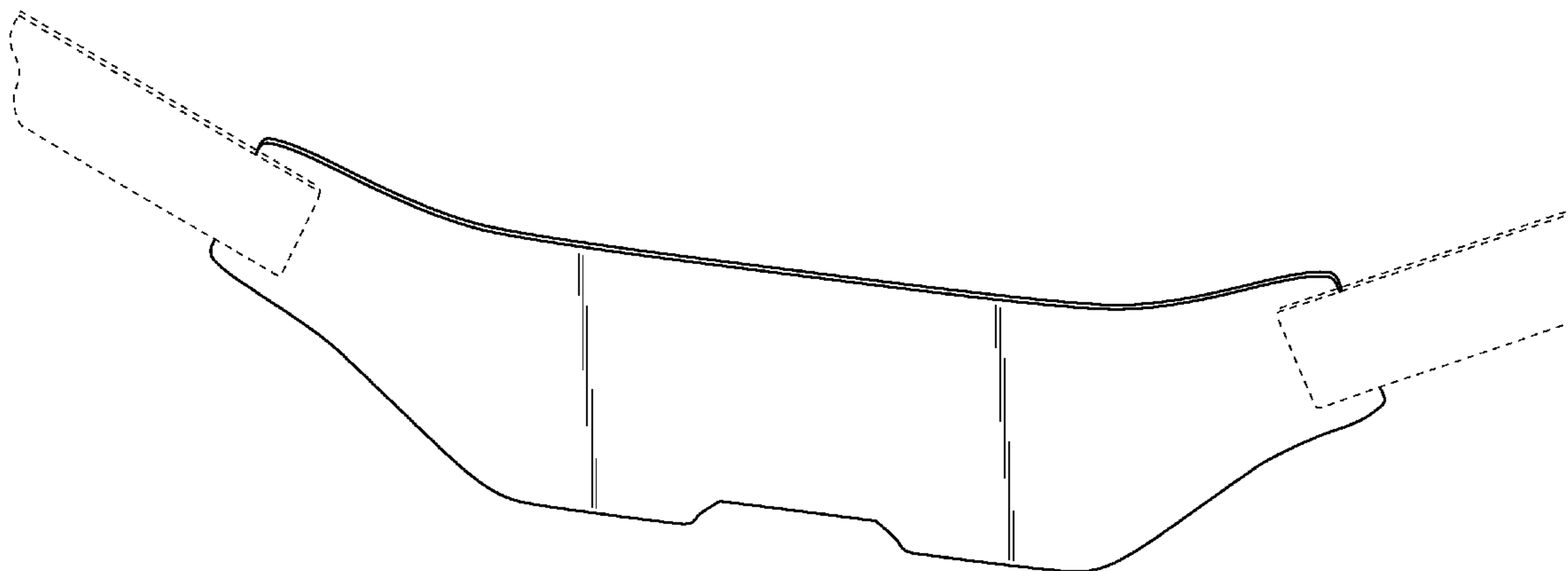
FIG. 6 is a left view thereof; and,

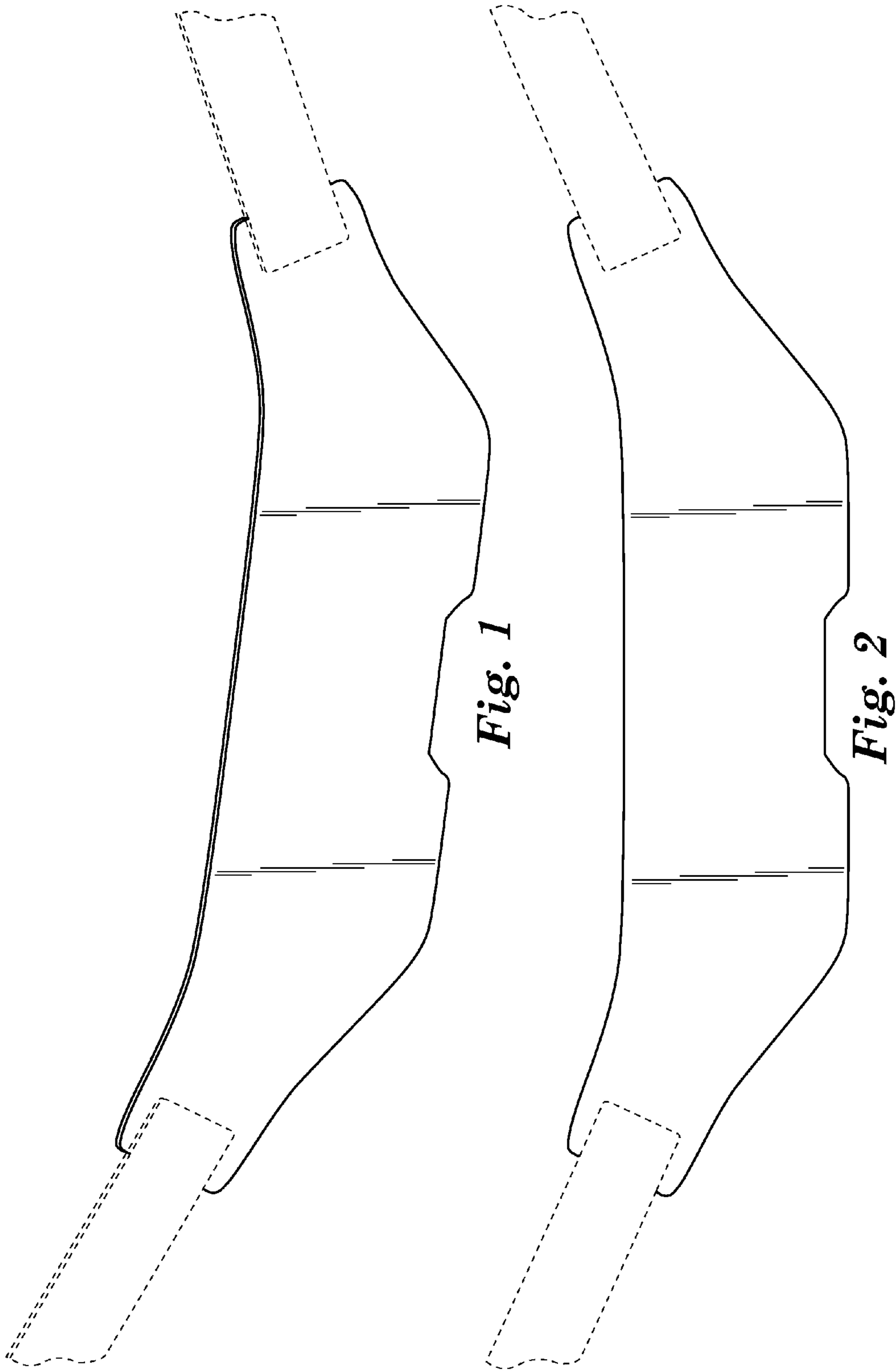
FIG. 7 is a right view thereof.

The broken line showing of portions of the article is included for the purpose of illustrating environmental structure and forms no part of the claimed design.

The shading is provided to illustrate contour only and is not an indication of surface texture.

1 Claim, 3 Drawing Sheets





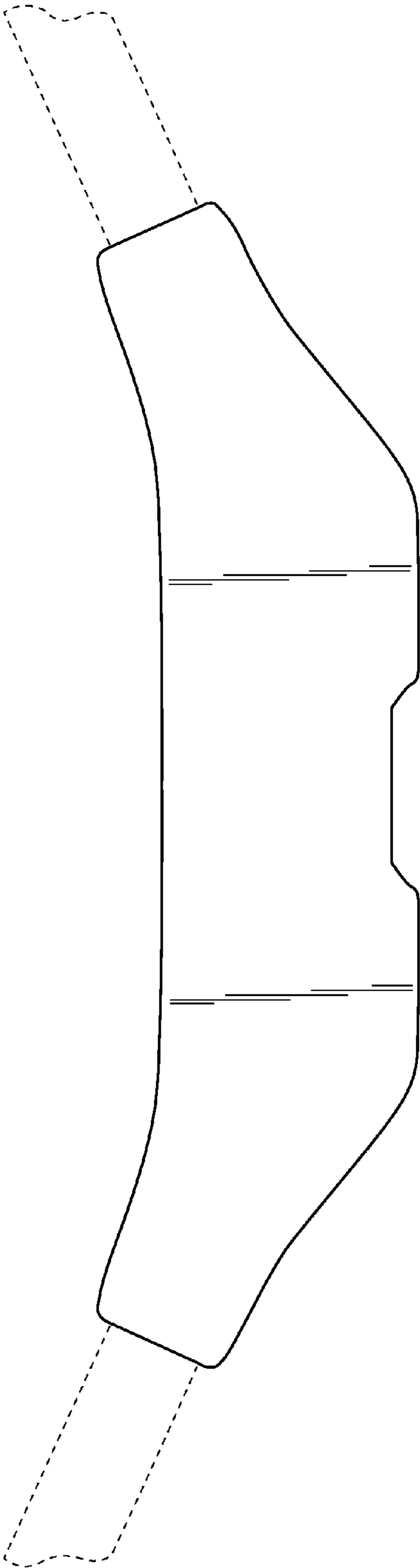


Fig. 3

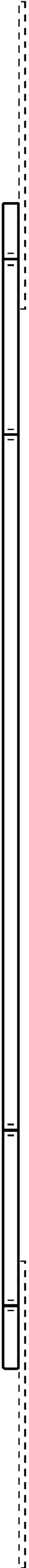


Fig. 4

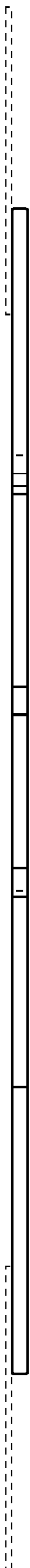


Fig. 5

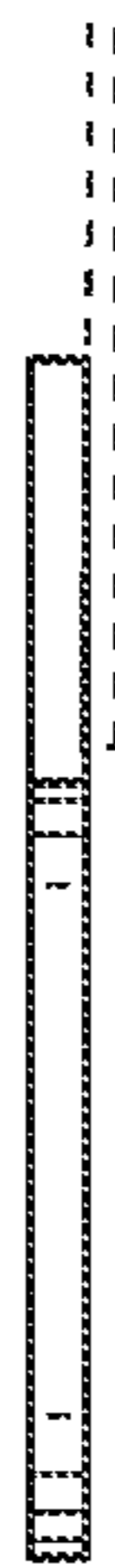


Fig. 6

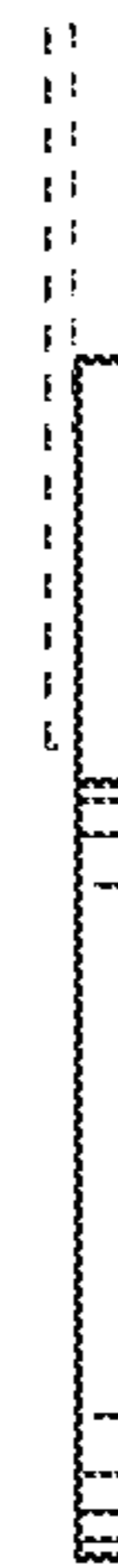


Fig. 7