



US00D683836S

(12) **United States Design Patent**
Suzuki et al.

(10) **Patent No.:** **US D683,836 S**

(45) **Date of Patent:** **** Jun. 4, 2013**

(54) **OUT DOOR UNIT FOR AIR CONDITIONER**

(75) Inventors: **Keitarou Suzuki**, Settsu (JP); **Yoshito Ishida**, Settsu (JP)

(73) Assignee: **Daikin Industries Ltd.**, Osaka-Shi (JP)

(**) Term: **14 Years**

(21) Appl. No.: **29/395,902**

(22) Filed: **Apr. 19, 2012**

(30) **Foreign Application Priority Data**

Feb. 22, 2012 (JP) 2012-003613

(51) **LOC (9) Cl.** **23-04**

(52) **U.S. Cl.**
USPC **D23/351**

(58) **Field of Classification Search**
USPC D6/314, 317, 332-333, 351; 312/236;
62/259.1, 259.3, 259.4, 262-263, 304, 401,
62/515-516; 454/330-331, 349-350, 354
See application file for complete search history.

(56) **References Cited**

U.S. PATENT DOCUMENTS

D435,095 S * 12/2000 Nanjo D23/351
D562,954 S * 2/2008 Brenneke et al. D23/351

D607,981 S * 1/2010 Yamaguchi et al. D23/351
D617,887 S * 6/2010 Sata et al. D23/351
D628,685 S * 12/2010 Aoyama et al. D23/351
D629,091 S * 12/2010 Maezawa et al. D23/351
D629,092 S * 12/2010 Tanno et al. D23/351
D629,878 S * 12/2010 Kaiser et al. D23/351

* cited by examiner

Primary Examiner — Brian N Vinson

(74) *Attorney, Agent, or Firm* — Manabu Kanesaka

(57) **CLAIM**

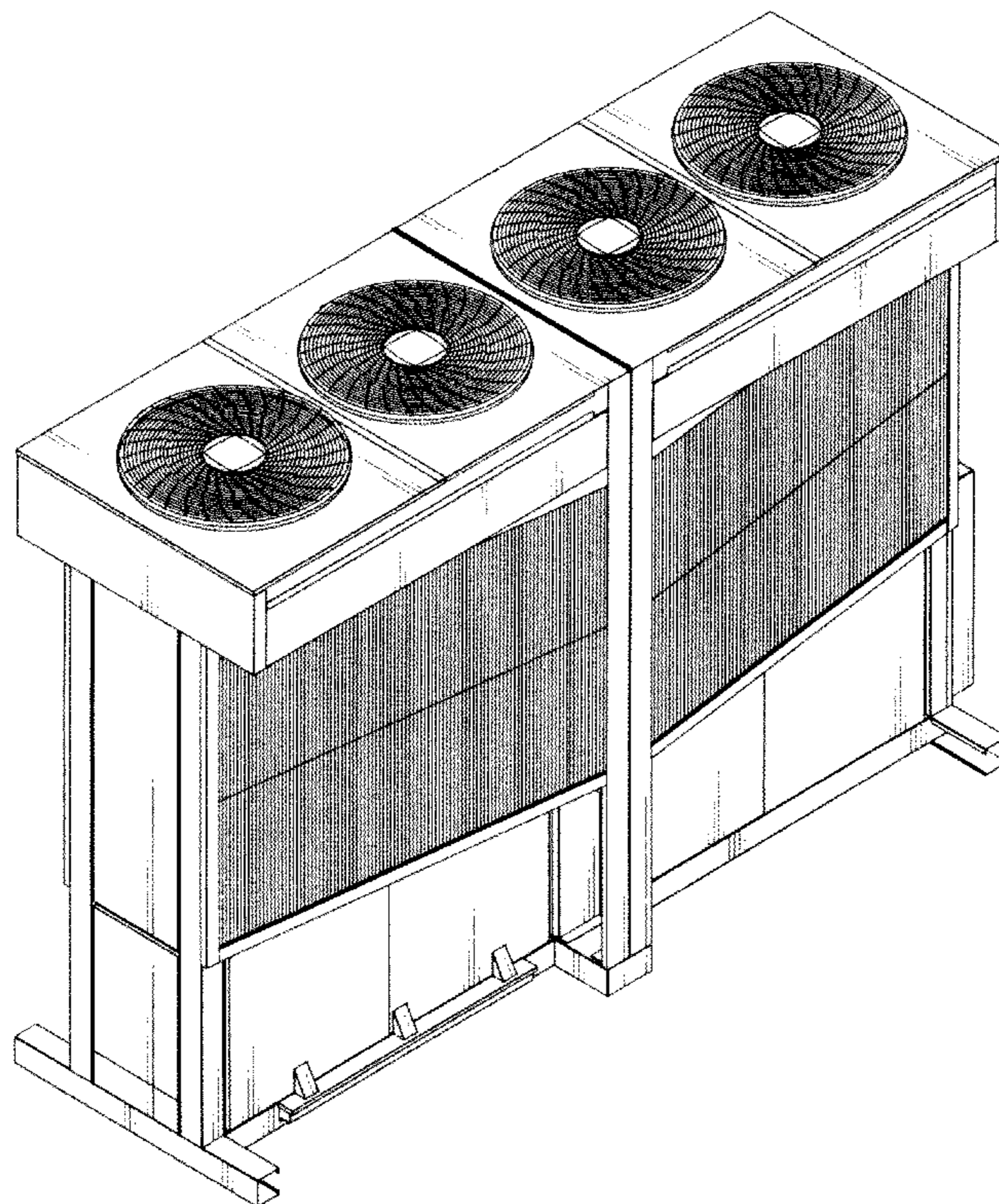
The ornamental design for an out door unit for air conditioner, as shown and described.

DESCRIPTION

FIG. 1 is a perspective view of an out door unit for air conditioner showing our new design;
FIG. 2 is a front view thereof;
FIG. 3 is a rear view thereof;
FIG. 4 is a plan view thereof;
FIG. 5 is a bottom view thereof;
FIG. 6 is a left side view thereof; and,
FIG. 7 is a right side view thereof.

The broken lines depict portions of the out door unit for air conditioner that form no part of claimed design.

1 Claim, 5 Drawing Sheets



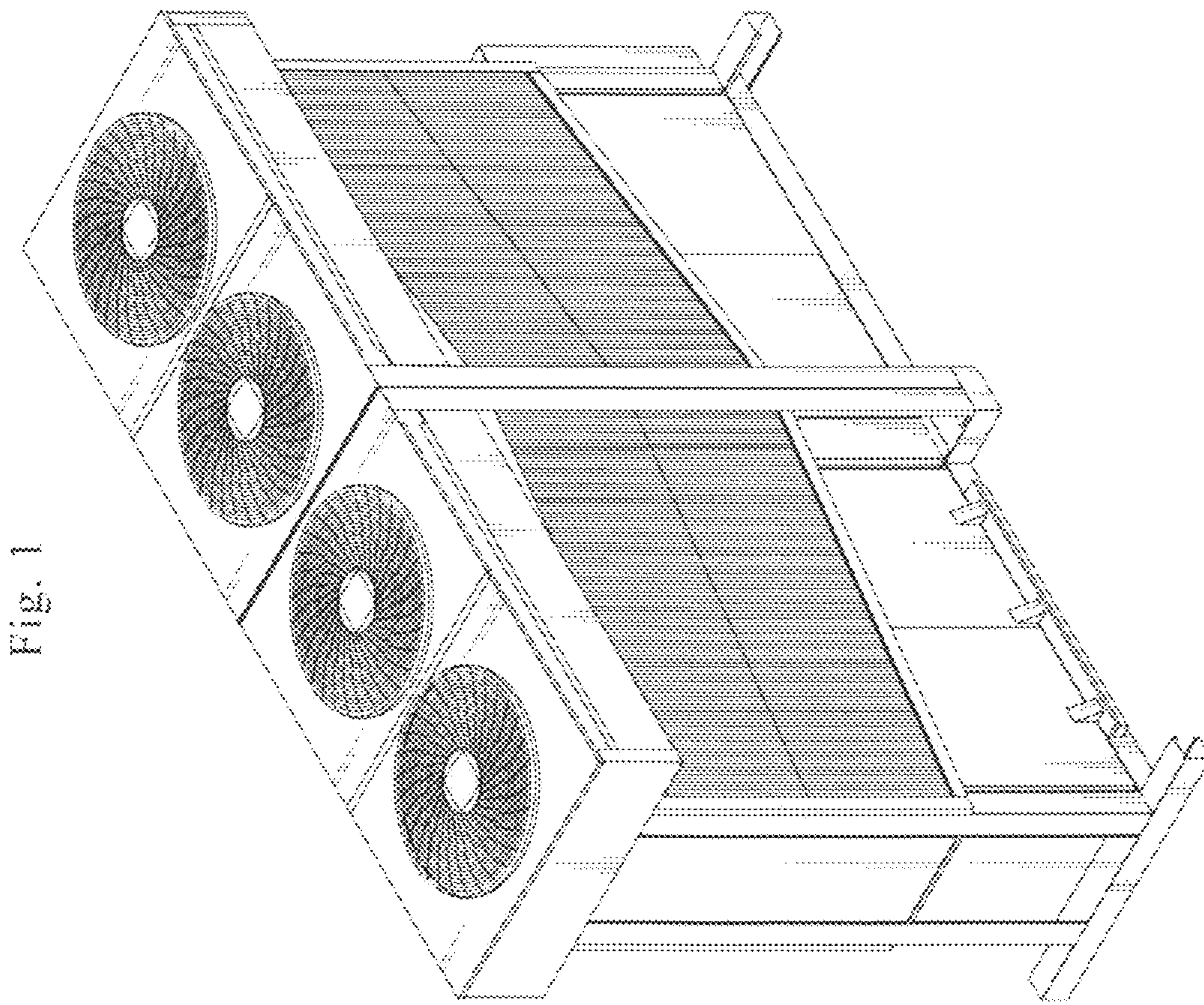


Fig. 1

Fig. 2



Fig. 3



Fig. 4

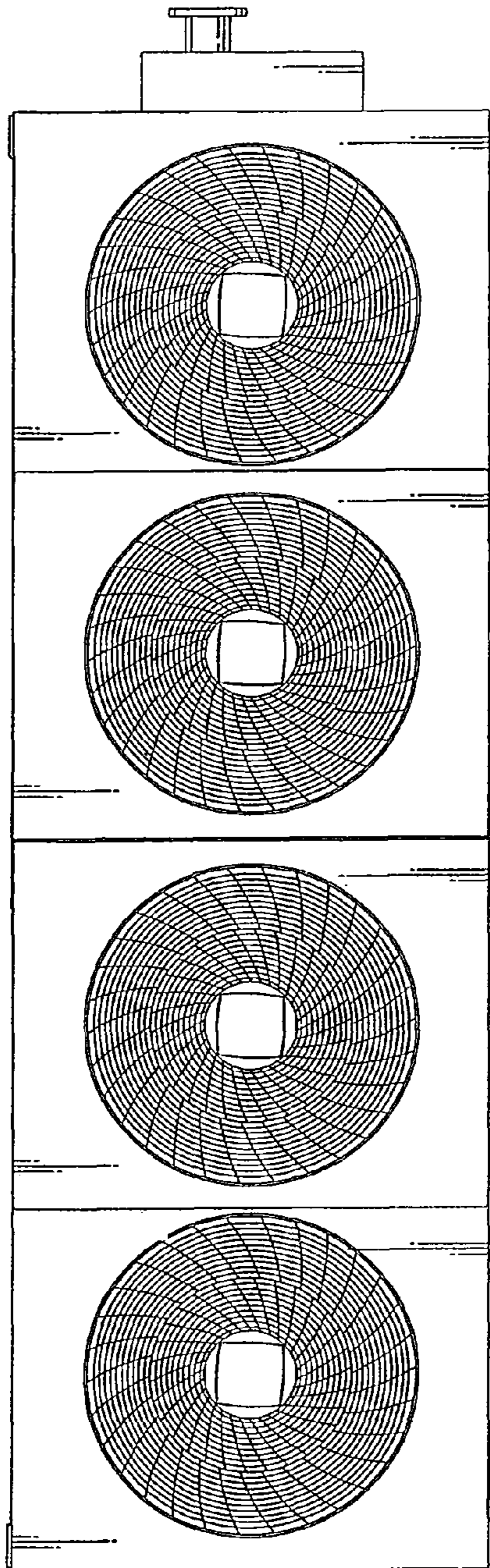


Fig. 5

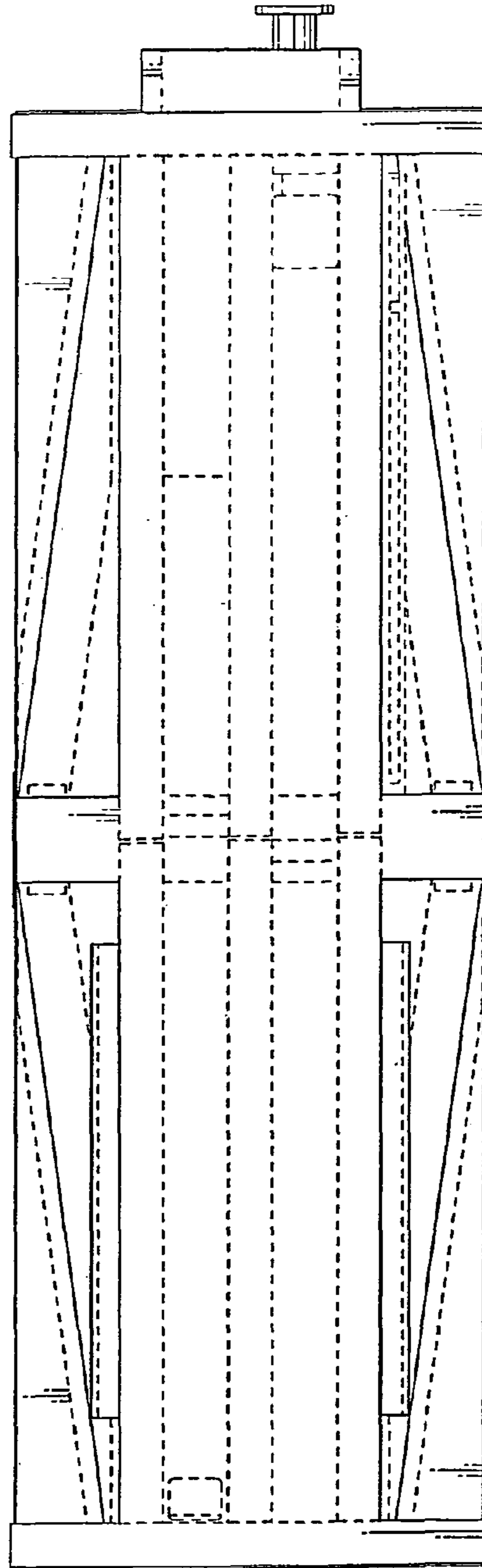


Fig. 7

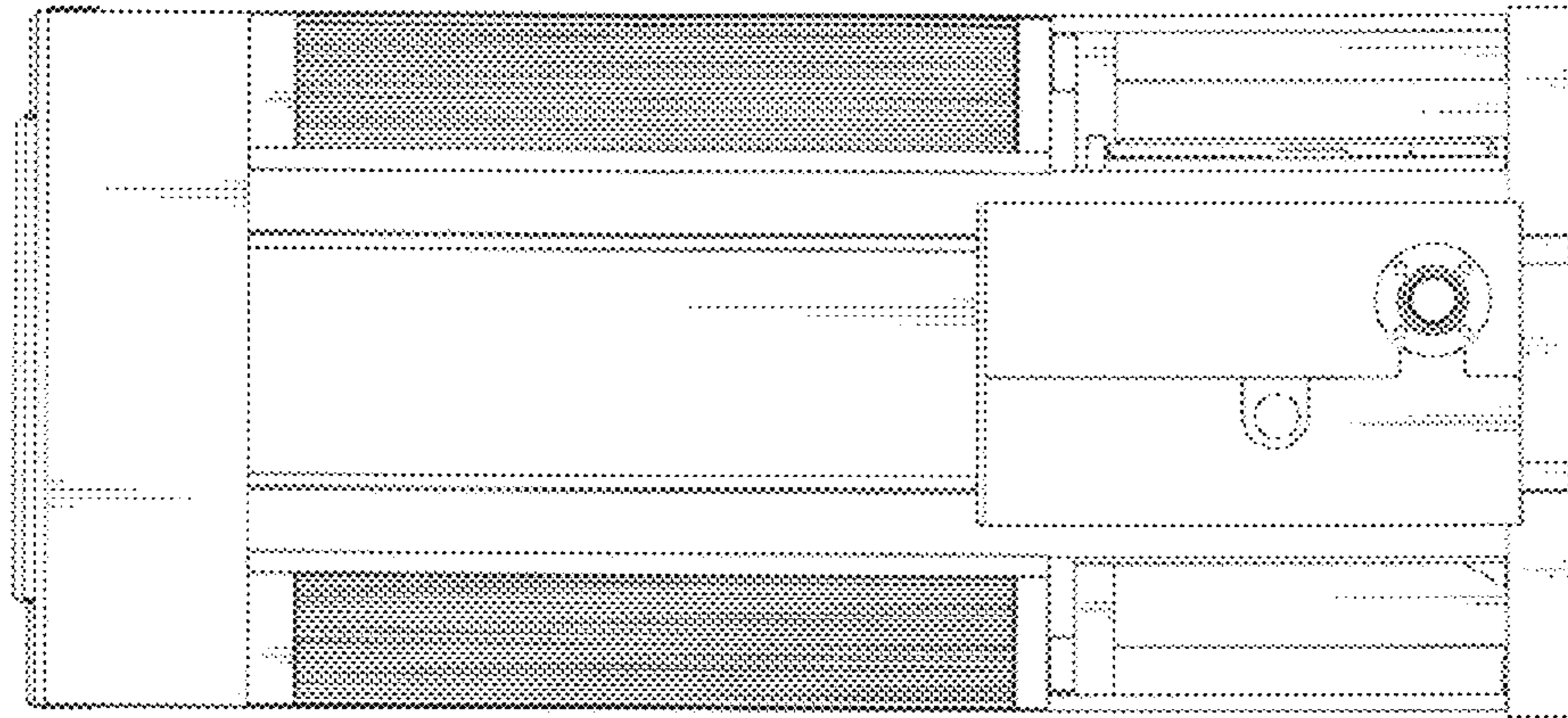


Fig. 6

