



US00D683834S

(12) **United States Design Patent**  
**Katou**

(10) **Patent No.:** **US D683,834 S**  
(45) **Date of Patent:** **\*\* Jun. 4, 2013**

- (54) **OUTDOOR UNIT FOR AIR-CONDITIONER**
- (75) Inventor: **Manabu Katou**, Osaka (JP)
- (73) Assignee: **Daikin Industries Ltd.**, Osaka-Shi (JP)
- (\*\*) Term: **14 Years**
- (21) Appl. No.: **29/371,920**
- (22) Filed: **Jan. 20, 2012**
- (51) **LOC (9) Cl.** ..... **23-04**
- (52) **U.S. Cl.**  
USPC ..... **D23/351**
- (58) **Field of Classification Search**  
USPC ..... D6/314, 317, 332-333, 351; 312/236;  
62/259.1, 259.3, 259.4, 262-263, 304, 401,  
62/515-516; 454/330-331, 349-350, 354  
See application file for complete search history.

- D579,536 S \* 10/2008 Oh et al. .... D23/351
- D584,388 S \* 1/2009 Chooji ..... D23/351
- D629,878 S \* 12/2010 Kaiser et al. .... D23/351
- D653,740 S \* 2/2012 Satou ..... D23/351

\* cited by examiner

*Primary Examiner* — Brian N Vinson  
(74) *Attorney, Agent, or Firm* — Manabu Kanesaka

(57) **CLAIM**  
The ornamental design for an outdoor unit for air-conditioner, as shown and described.

**DESCRIPTION**

FIG. 1 is a perspective view of an outdoor unit for air-conditioner showing my new design;  
FIG. 2 is a front view thereof;  
FIG. 3 is a rear view thereof;  
FIG. 4 is a plan view thereof;  
FIG. 5 is a bottom view thereof;  
FIG. 6 is a left side view thereof;  
FIG. 7 is a right side view thereof; and,  
FIG. 8 is a cross-sectional view thereof taken along line 8-8 in FIG. 2.

The broken lines depict portions of the outdoor unit for air-conditioner that form no part of claimed design.

**1 Claim, 6 Drawing Sheets**

- (56) **References Cited**  
**U.S. PATENT DOCUMENTS**  
D398,388 S \* 9/1998 Aihara et al. .... D23/351  
D443,349 S \* 6/2001 Nonaka ..... D23/351  
D495,407 S \* 8/2004 Asaoka et al. .... D23/351  
D497,983 S \* 11/2004 Nanjo et al. .... D23/351  
D508,118 S \* 8/2005 Motonishi et al. .... D23/351  
D532,889 S \* 11/2006 Shimizu ..... D23/351

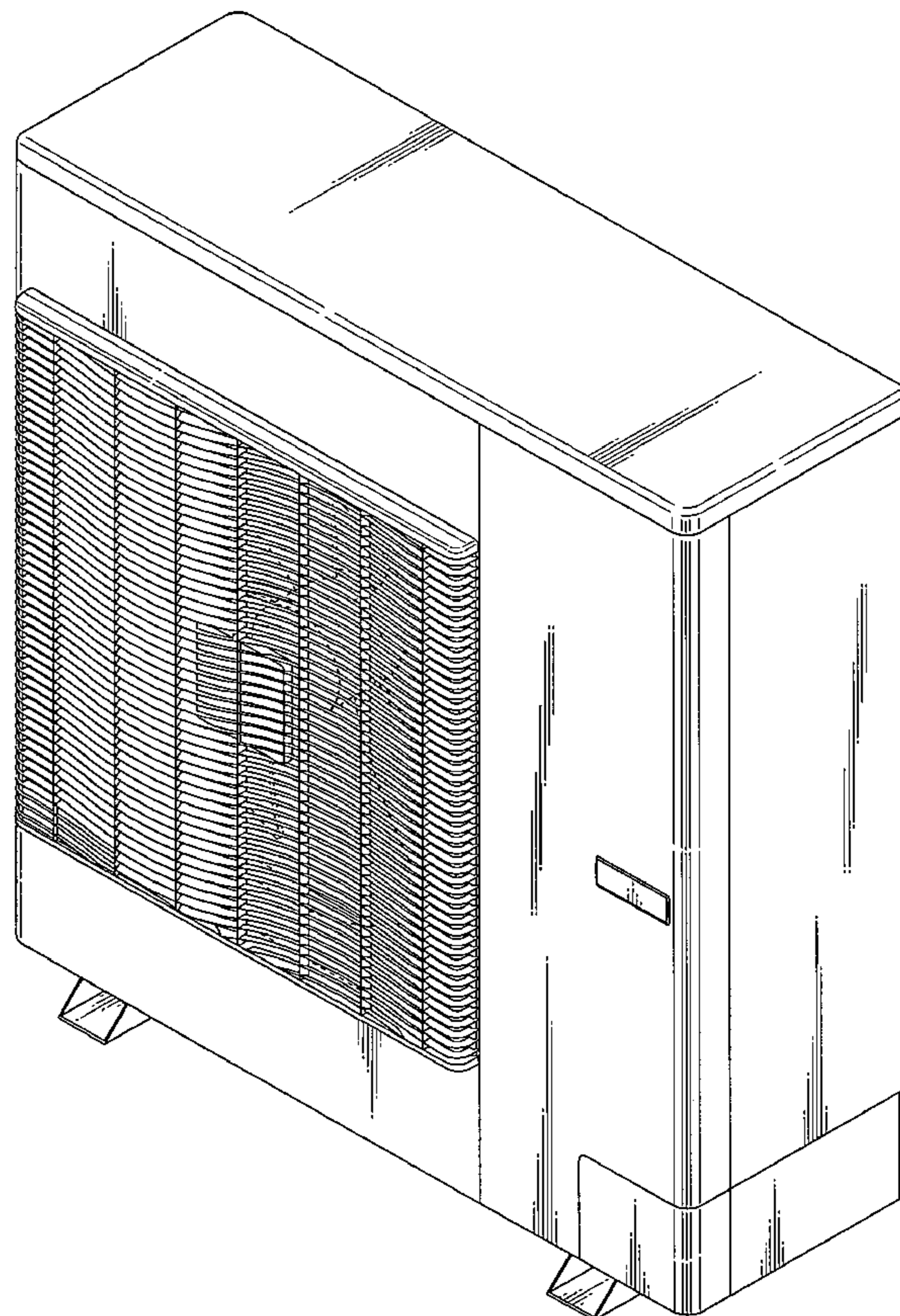


Fig. 1

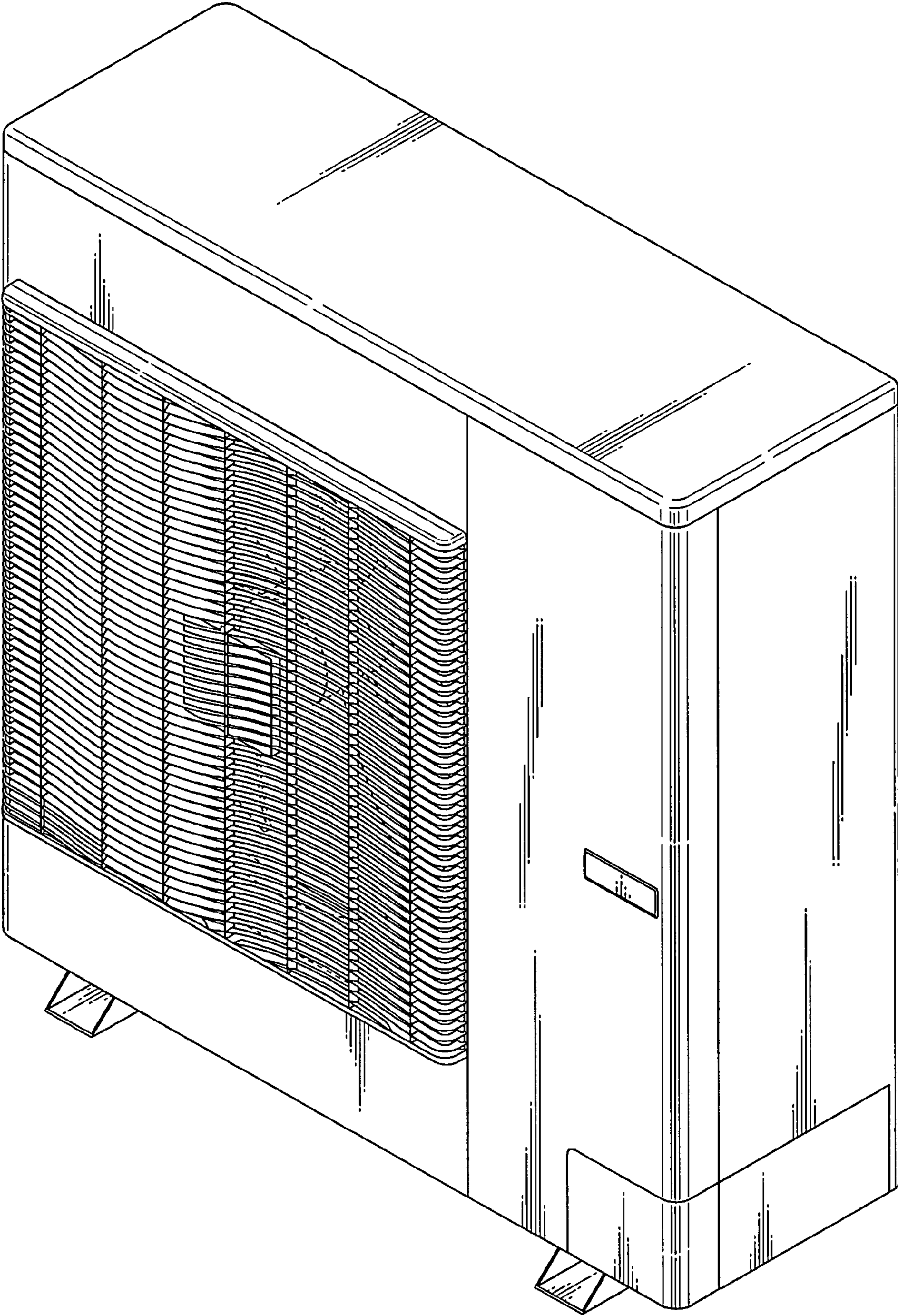


Fig. 2

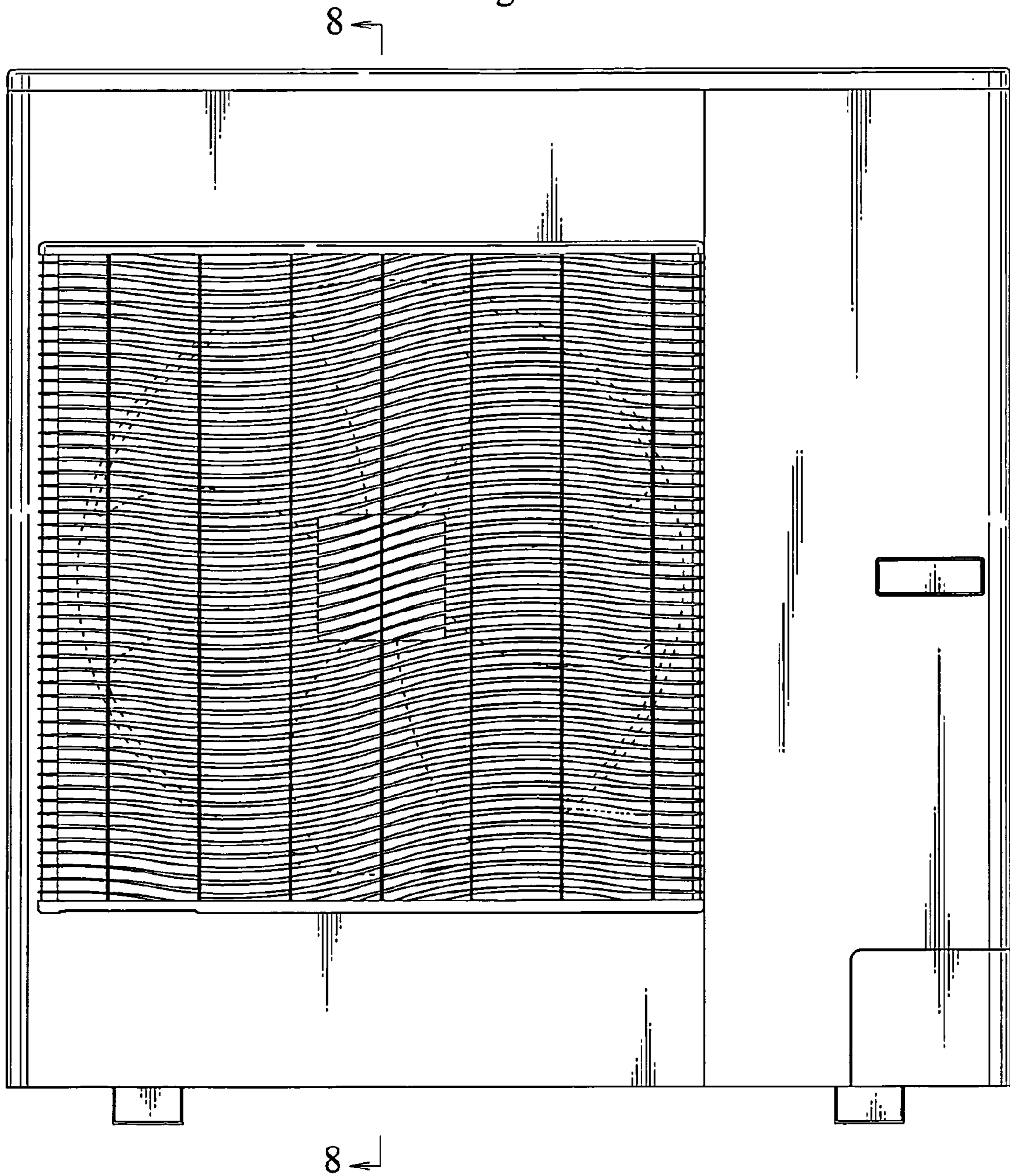


Fig. 3




Fig. 4




Fig. 5

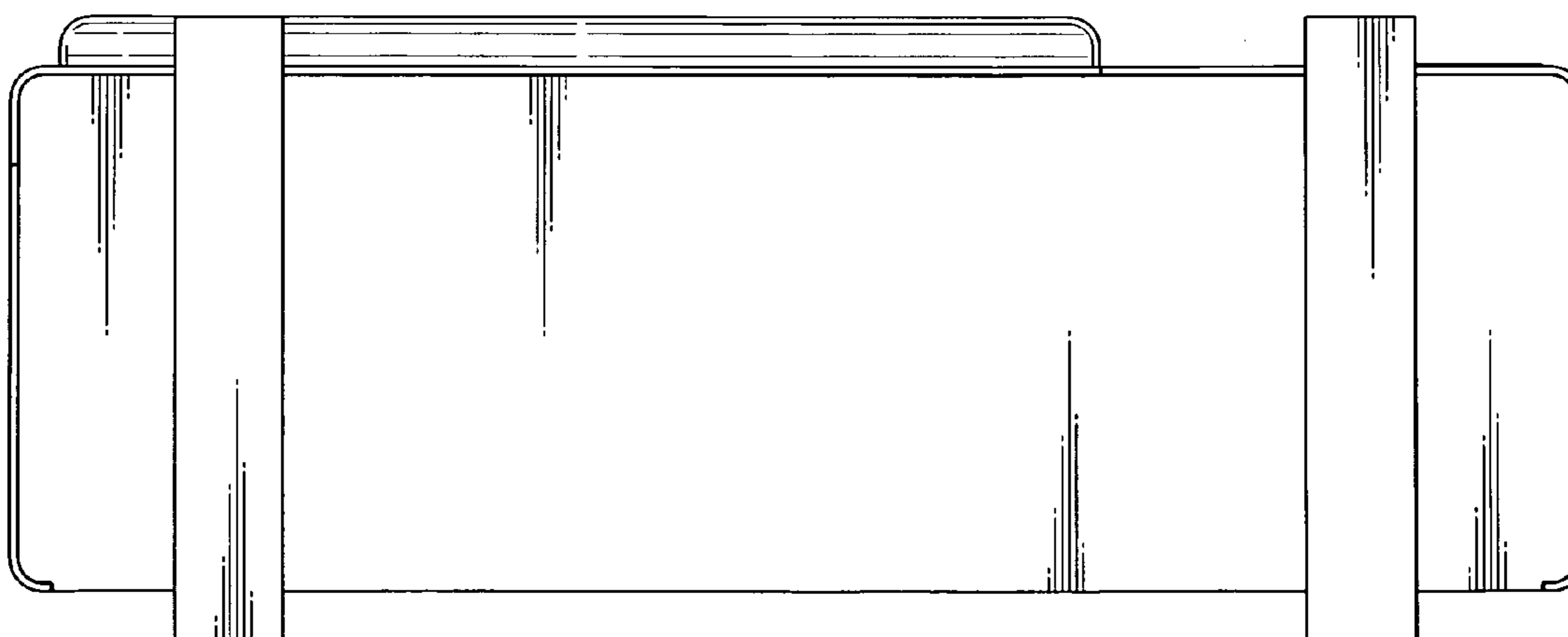


Fig. 6

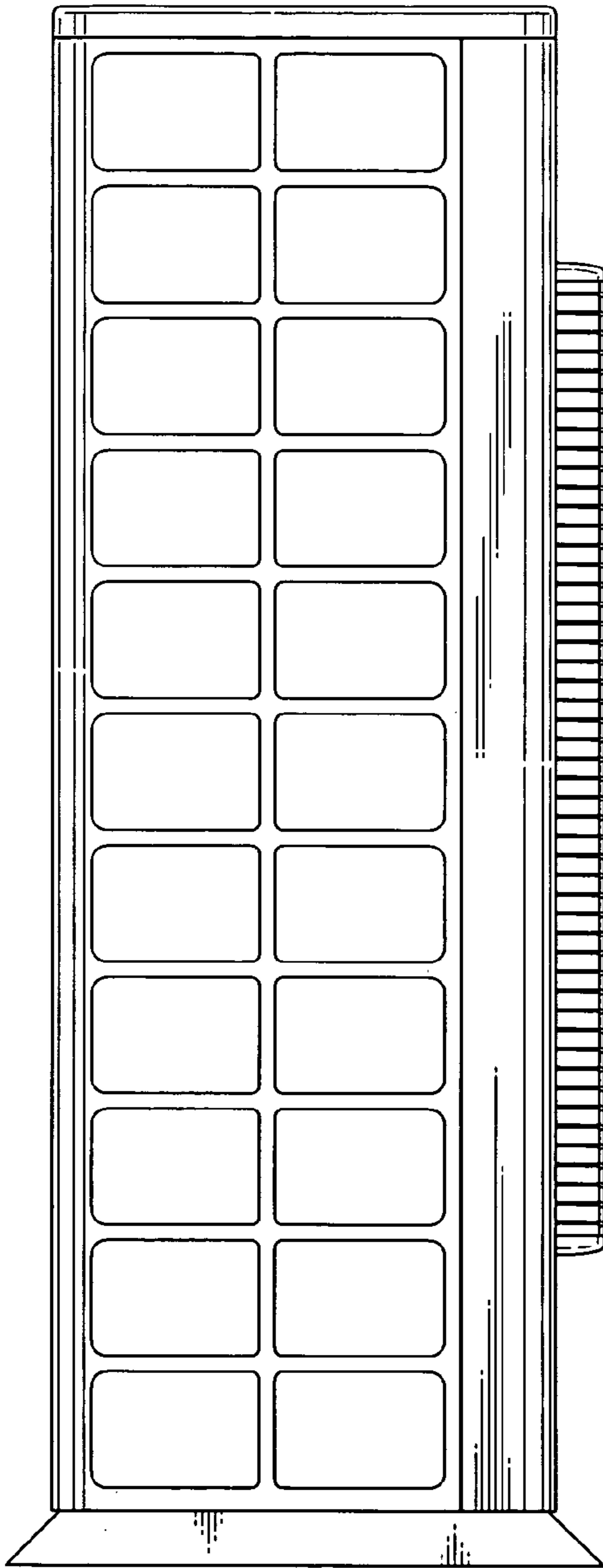


Fig. 7

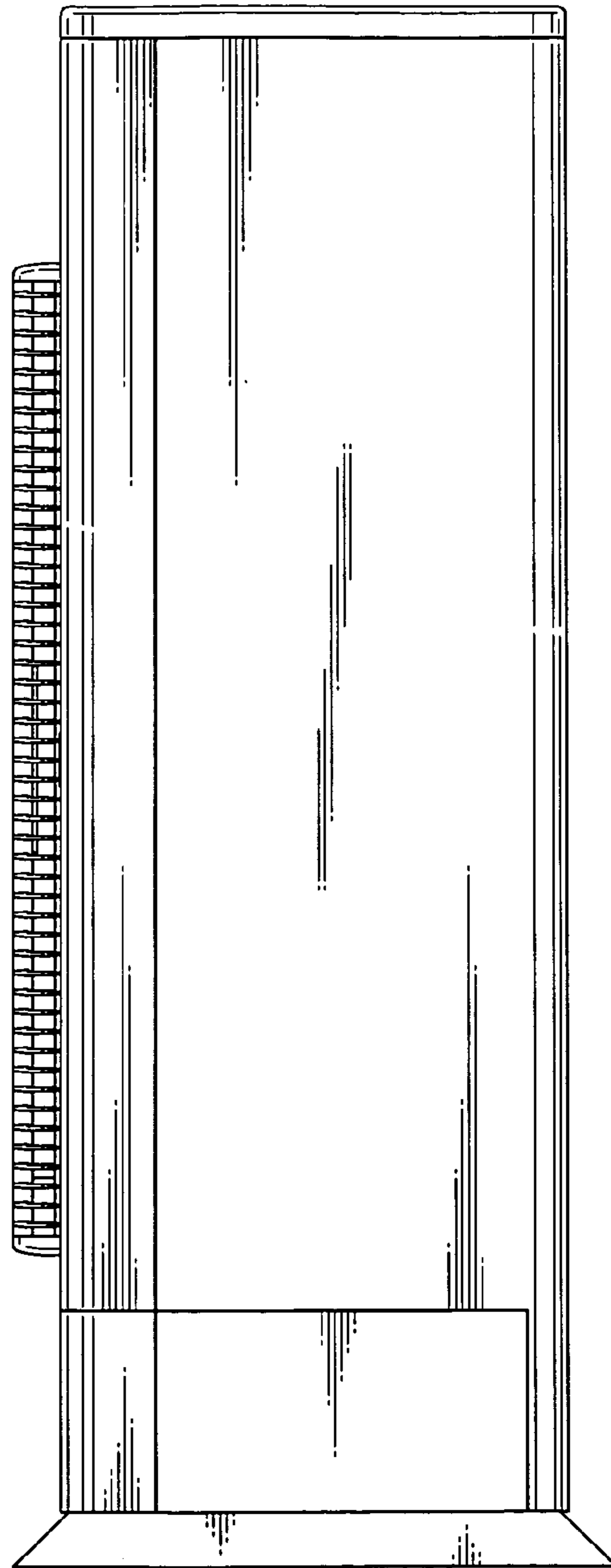


Fig. 8

