



US00D683796S

(12) **United States Design Patent**
Gardner et al.

(10) **Patent No.:** **US D683,796 S**
(45) **Date of Patent:** **** Jun. 4, 2013**

(54) **IDENTIFICATION TAG**

(75) Inventors: **Dan Gardner**, Stewartsville, NJ (US);
Jonathon Scott Spencer, Hickory, NC (US)

(73) Assignee: **Thomas & Betts International, Inc.**,
Wilmington, DE (US)

(**) Term: **14 Years**

(21) Appl. No.: **29/390,302**

(22) Filed: **Apr. 22, 2011**

(51) **LOC (9) Cl.** **19-08**

(52) **U.S. Cl.**
USPC **D20/28**

(58) **Field of Classification Search**
USPC D20/10, 19, 22-29, 40, 99; 40/27.5,
40/24.01, 124.06, 299.01, 306, 310, 360,
40/661, 661.01, 661.02; D9/457; 248/104;
283/115, 156; 313/110; 428/64.1, 66.6, 89,
428/134, 135

See application file for complete search history.

(56) **References Cited**

U.S. PATENT DOCUMENTS

1,125,423	A *	1/1915	Wiley	434/96
1,209,998	A *	12/1916	Pinckert	40/27.5
1,353,531	A	9/1920	Heard		
1,379,816	A *	5/1921	Haskel	283/115
2,063,930	A *	12/1936	Hutaff, Jr. et al.	313/110

4,025,012	A *	5/1977	Chan et al.	248/163.1
5,725,931	A *	3/1998	Landin et al.	428/134
D500,806	S	1/2005	Jensen	D20/22
6,905,751	B2 *	6/2005	Jauregui	428/89
6,921,567	B2 *	7/2005	Oishi et al.	428/64.1
D508,957	S	8/2005	Jensen	D20/22
7,216,837	B2 *	5/2007	Pineda	248/104
D661,585	S *	6/2012	Anderson et al.	D9/457
2005/0235530	A1 *	10/2005	Boisvert	40/124.06
2010/0229436	A1	9/2010	Zeyfang	40/306

* cited by examiner

Primary Examiner — Mary Ann Calabrese

(74) *Attorney, Agent, or Firm* — Andrew Barger; Robbie Webb

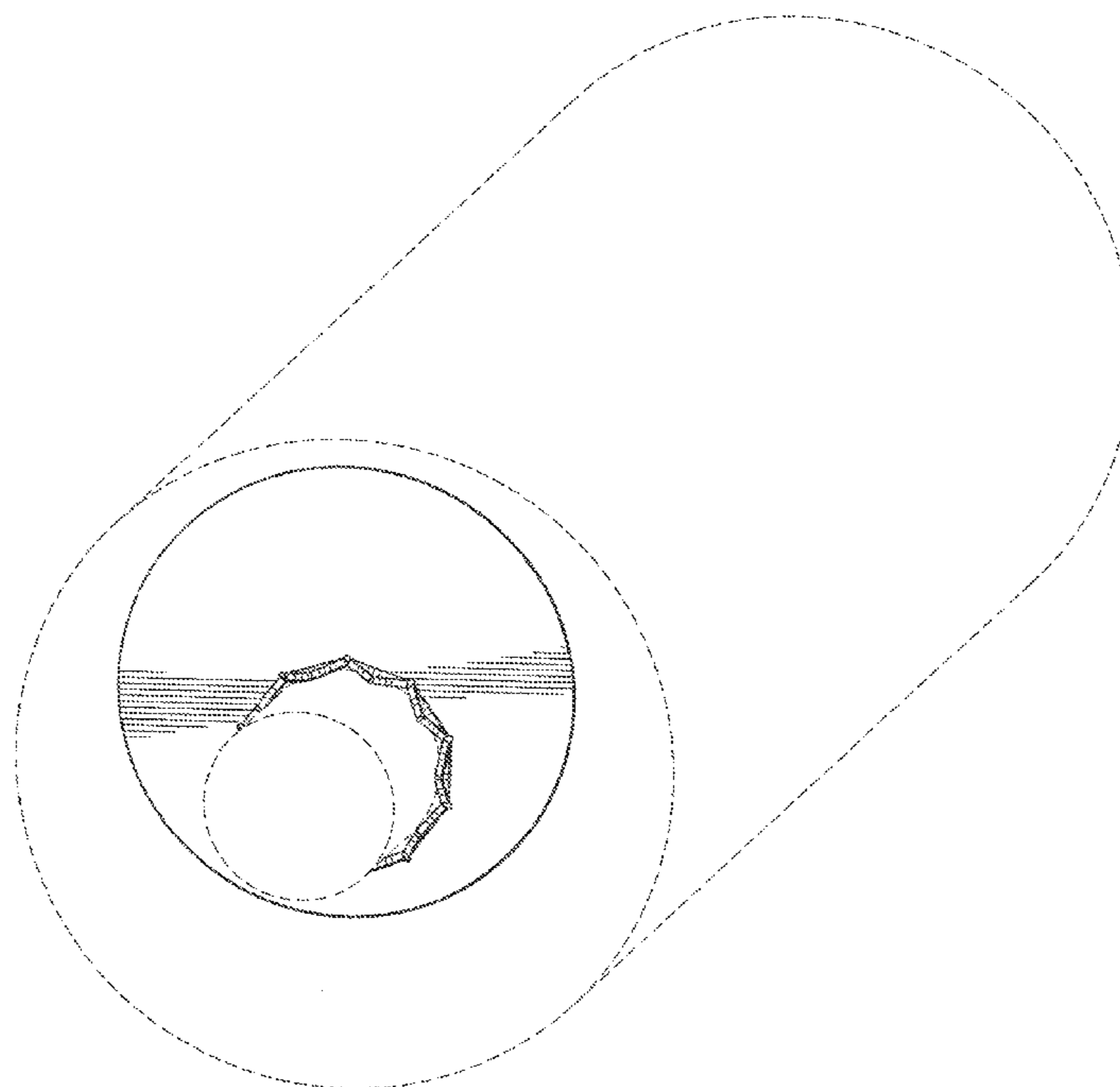
(57) **CLAIM**

The ornamental design for an identification tag, as shown and described.

DESCRIPTION

FIG. 1 is a front perspective view of the identification tag of the present invention on a fuse end;
FIG. 2 is a front perspective view of the identification tag of the present invention;
FIG. 3 is a front elevation view thereof;
FIG. 4 is a side elevation view thereof;
FIG. 5 is a rear elevation view thereof; and,
FIG. 6 is a plan view thereof.
No claim is made to the parts of the drawings shown in dashed lines.

1 Claim, 5 Drawing Sheets



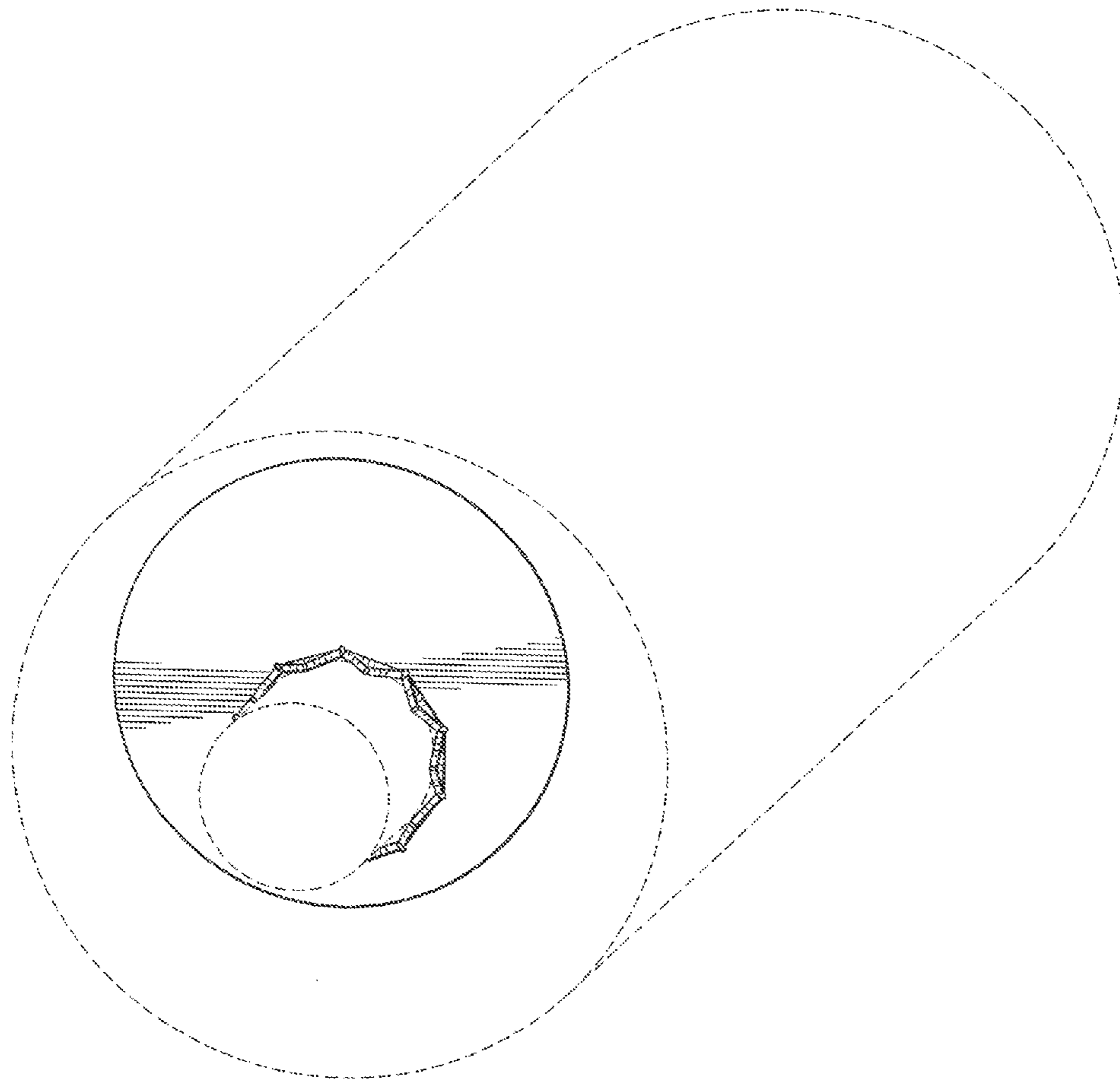


FIG. 1

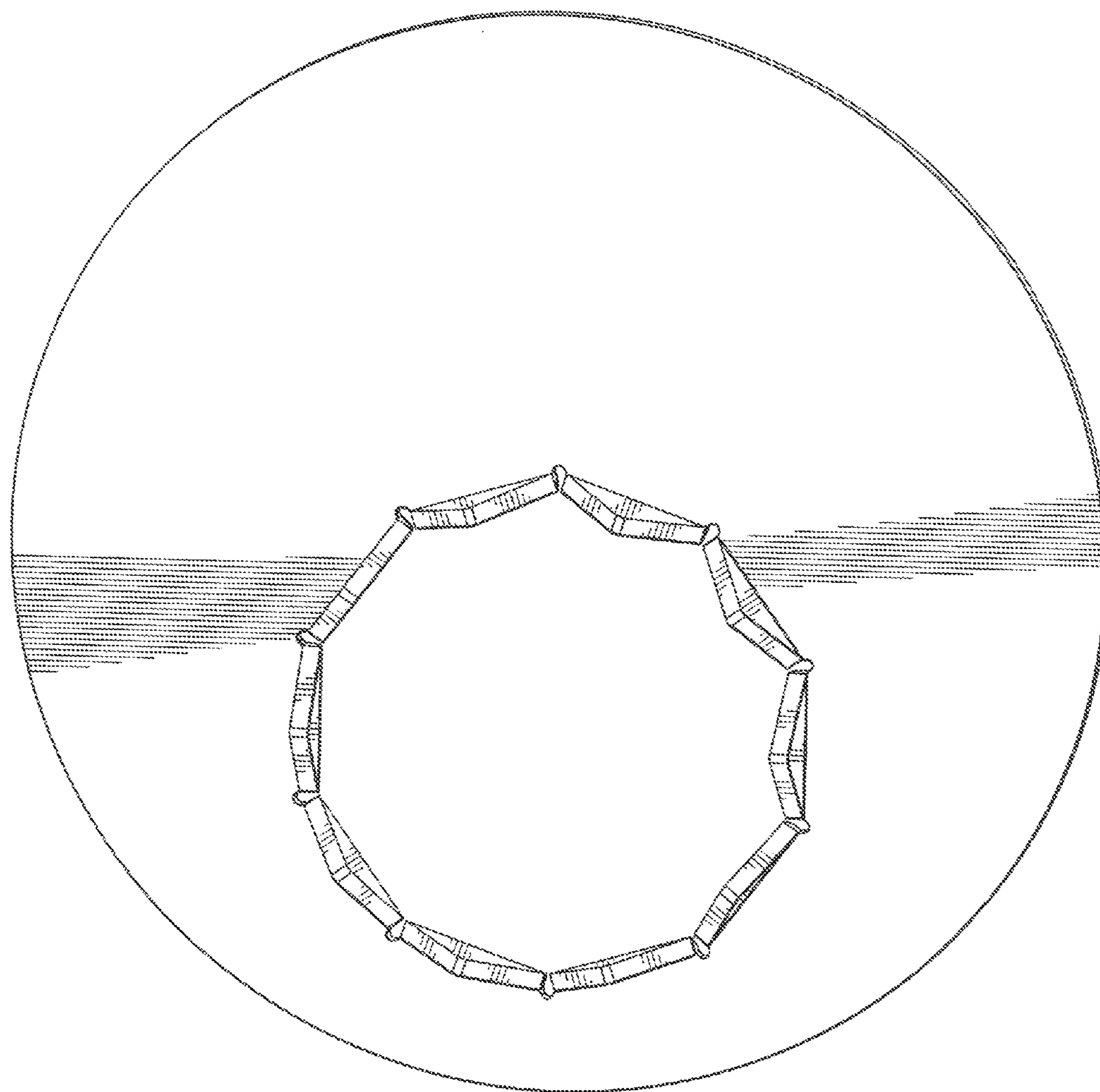


FIG. 2

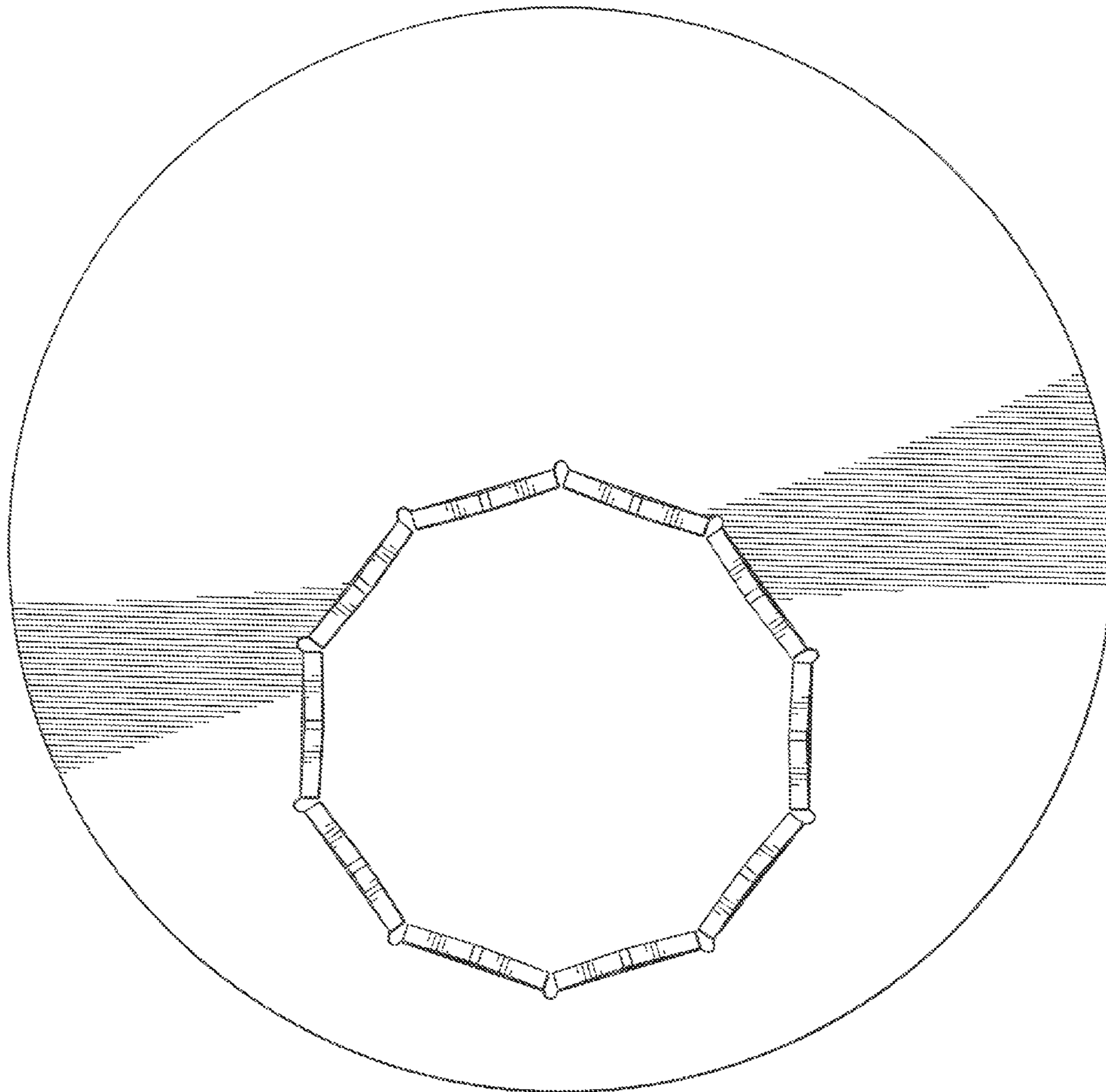


FIG. 3

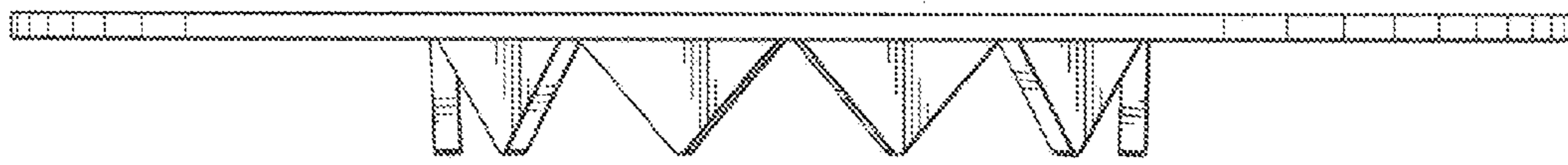


FIG. 6

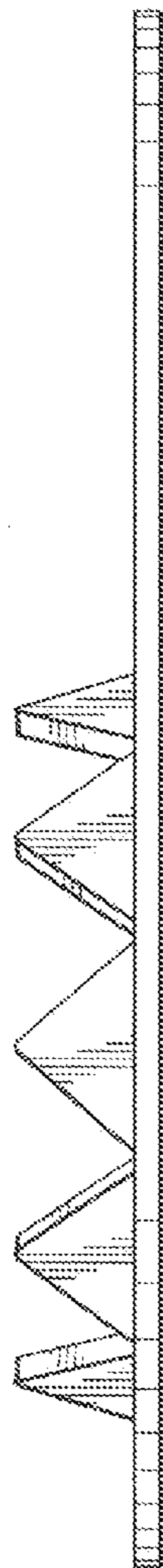


FIG. 4

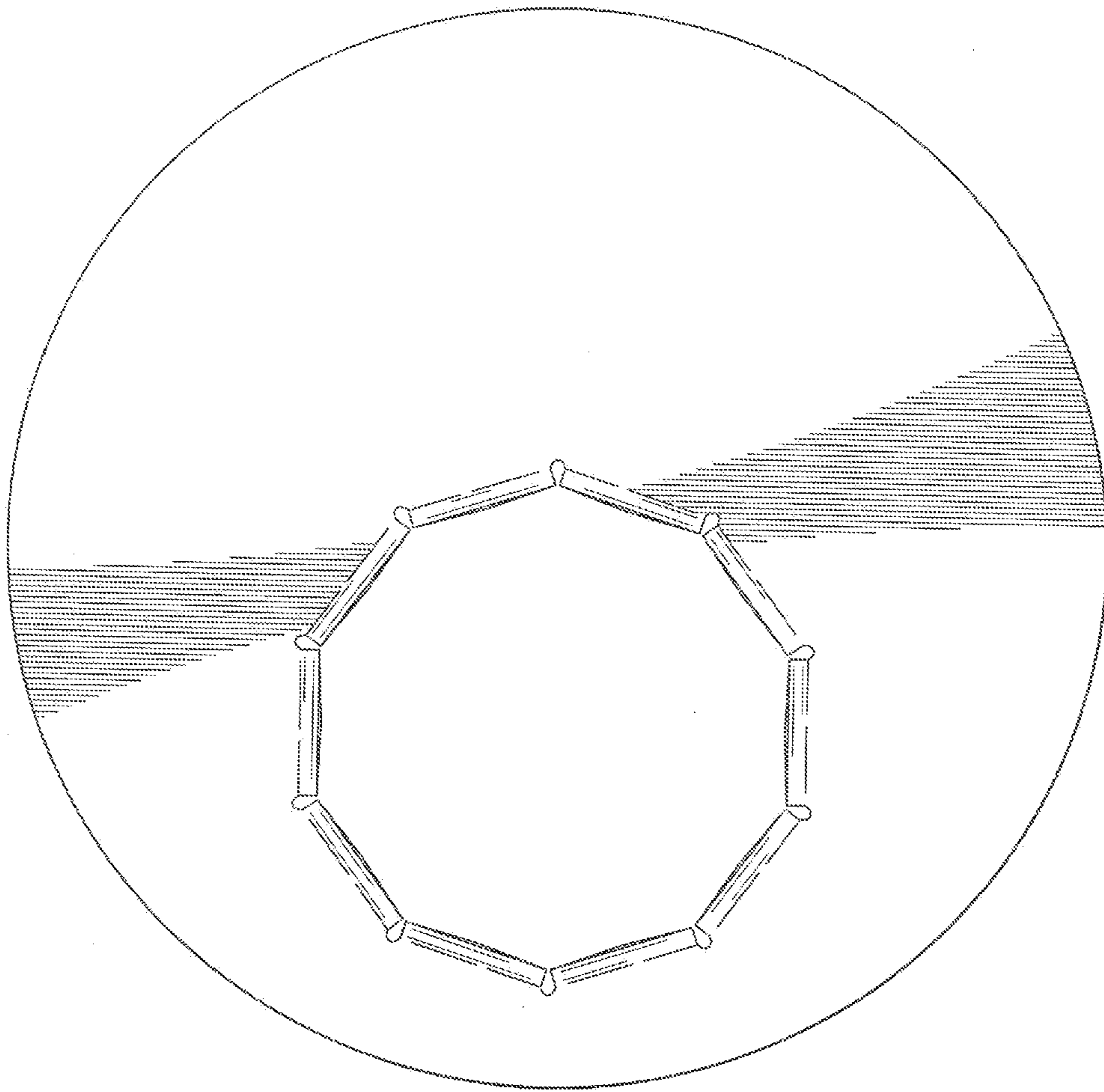


FIG. 5