



US00D683790S

(12) **United States Design Patent**
Sugama

(10) **Patent No.:** **US D683,790 S**
(45) **Date of Patent:** **** Jun. 4, 2013**

(54) **POSTCARD**

* cited by examiner

(75) Inventor: **Kazuma Sugama**, NahaCity (JP)

Primary Examiner — Caron D. Veynar

(73) Assignee: **Cocoisland Okinawa Co., Ltd.**,
Nahacity (JP)

Assistant Examiner — Abraham Bahta

(74) *Attorney, Agent, or Firm* — Kratz, Quintos & Hanson,
LLP

(**) Term: **14 Years**

(21) Appl. No.: **29/420,551**

(57) **CLAIM**

The ornamental design for a postcard, as shown and described.

(22) Filed: **May 10, 2012**

(30) **Foreign Application Priority Data**

Jan. 27, 2012 (JP) 2012-001551

(51) **LOC (9) Cl.** **19-01**

(52) **U.S. Cl.**
USPC **D19/1**

(58) **Field of Classification Search**
USPC D19/1-12, 20-34, 75, 99-100; D20/11,
D20/22-29, 99; 229/74, 67.4, 928, 307, 92.1,
229/68.1, 92.7, 300, 92; 281/2, 38, 51, 15.1;
283/39, 41, 56, 74-75, 81, 45, 2-4, 103,
283/105-106; 206/45.23; 235/380-382;
248/459-460; 434/162, 165; 446/147;
40/124.01-124.15, 119, 299.01, 359-360,
40/672, 599, 331, 625; 428/42.1

See application file for complete search history.

(56) **References Cited**

U.S. PATENT DOCUMENTS

D319,259 S *	8/1991	Weir	D19/1
D420,384 S *	2/2000	Ristau	D19/2
D451,951 S *	12/2001	Dusanter	D19/1
D480,754 S *	10/2003	Berger	D19/1
D510,102 S *	9/2005	Gray	D19/2
D568,388 S *	5/2008	Hammad	D19/10
D630,257 S *	1/2011	Engelby et al.	D20/40
7,905,348 B2 *	3/2011	Gustafsson et al.	206/312
D651,653 S *	1/2012	Engelby	D20/40

DESCRIPTION

FIG. 1 is a front view of a postcard showing my new design;
FIG. 2 is a back view thereof;
FIG. 3 is a right side view thereof;
FIG. 4 is a left side view thereof;
FIG. 5 is a top view, the bottom view being a mirror image thereof;
FIG. 6 is a front, perspective view thereof;
FIG. 7 is a front view of the postcard in an unfolded state;
FIG. 8 is a back view of the postcard in an unfolded state;
FIG. 9 is a right side view of the postcard in an unfolded state;
FIG. 10 is a left side view of the postcard in an unfolded state;
FIG. 11 is a top view of the postcard in an unfolded state, the bottom view being a mirror image thereof;
FIG. 12 is a front perspective view of the postcard in an unfolded state;
FIG. 13 is cross-sectional view taken along line 13-13 of FIG. 1; and,
FIG. 14 is cross-sectional view taken along line 14-14 of FIG. 7.

The dotted lines in FIGS. 2, 7, 8 and 12 represent perforations or cut lines that form part of the claimed design, while the dot and dash lines show portions that are not part of the claimed design.

1 Claim, 14 Drawing Sheets

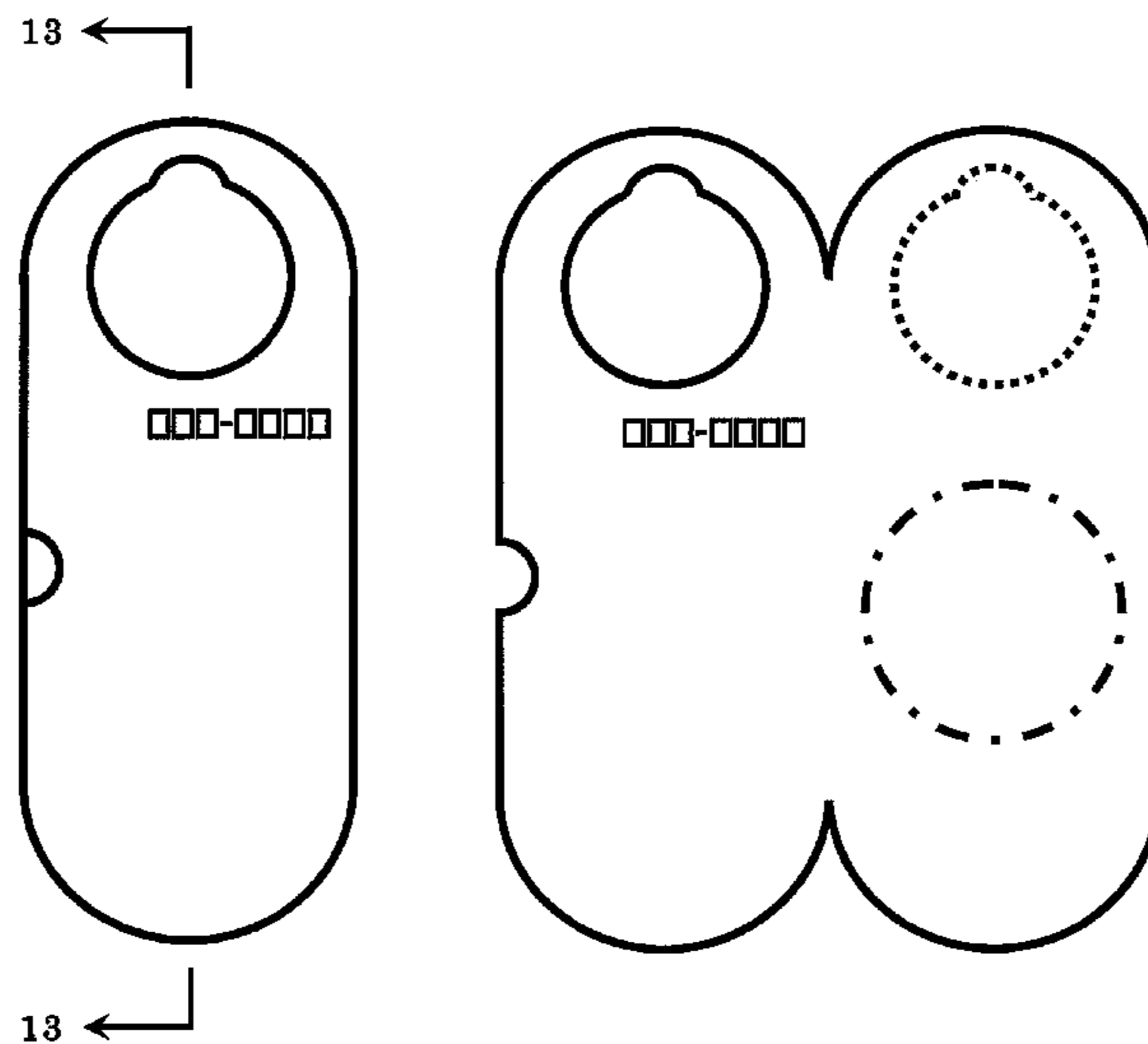


Fig.1

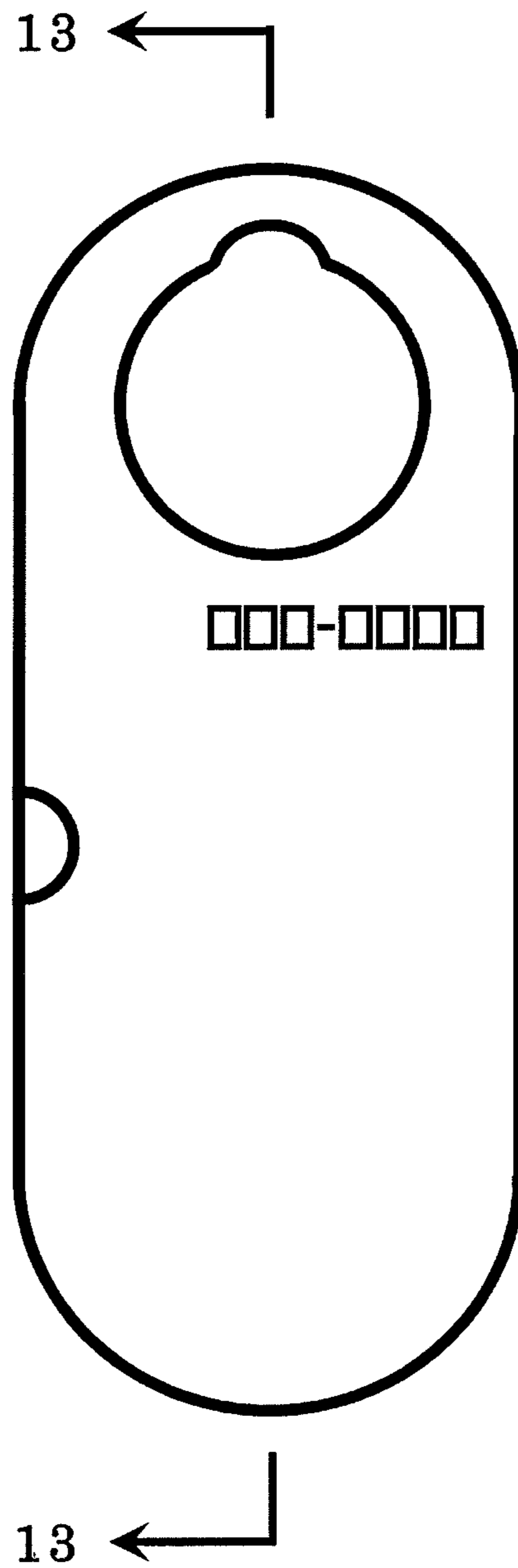


Fig. 2

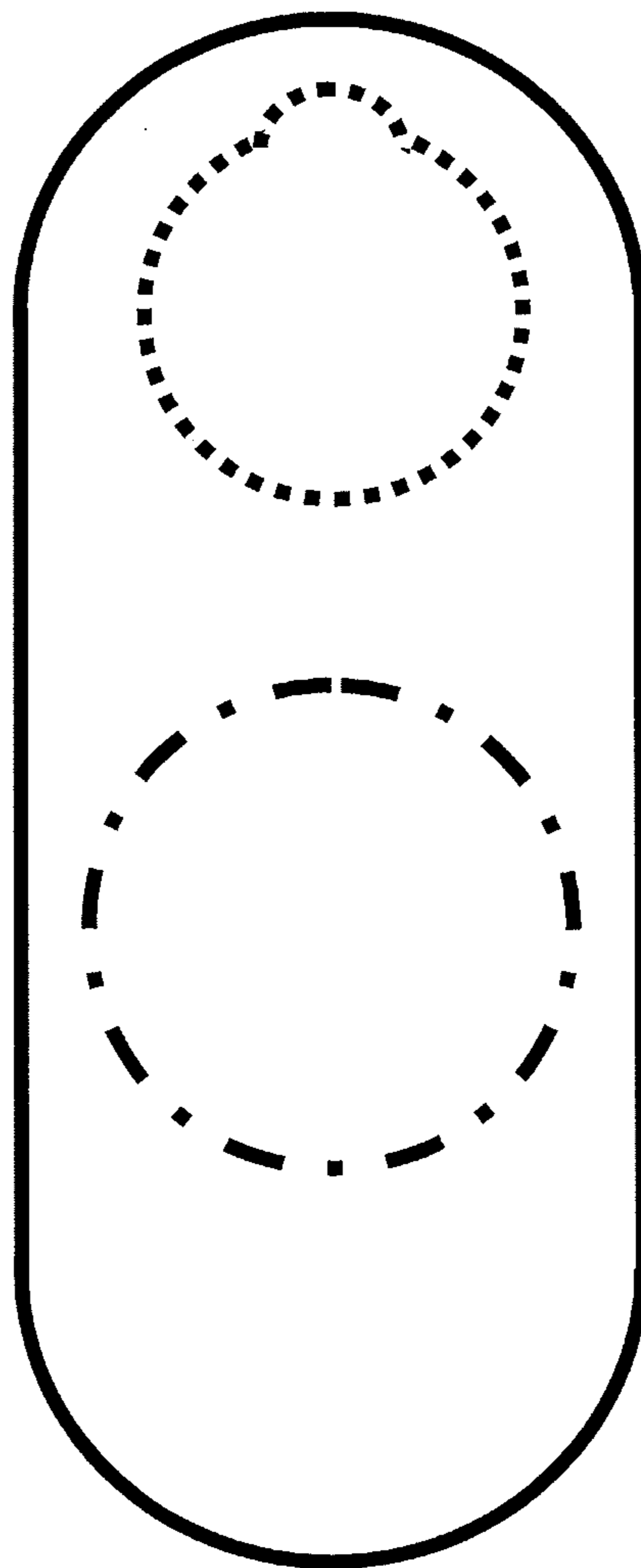


Fig. 3



Fig.4



Fig.5



Fig.6




Fig.7

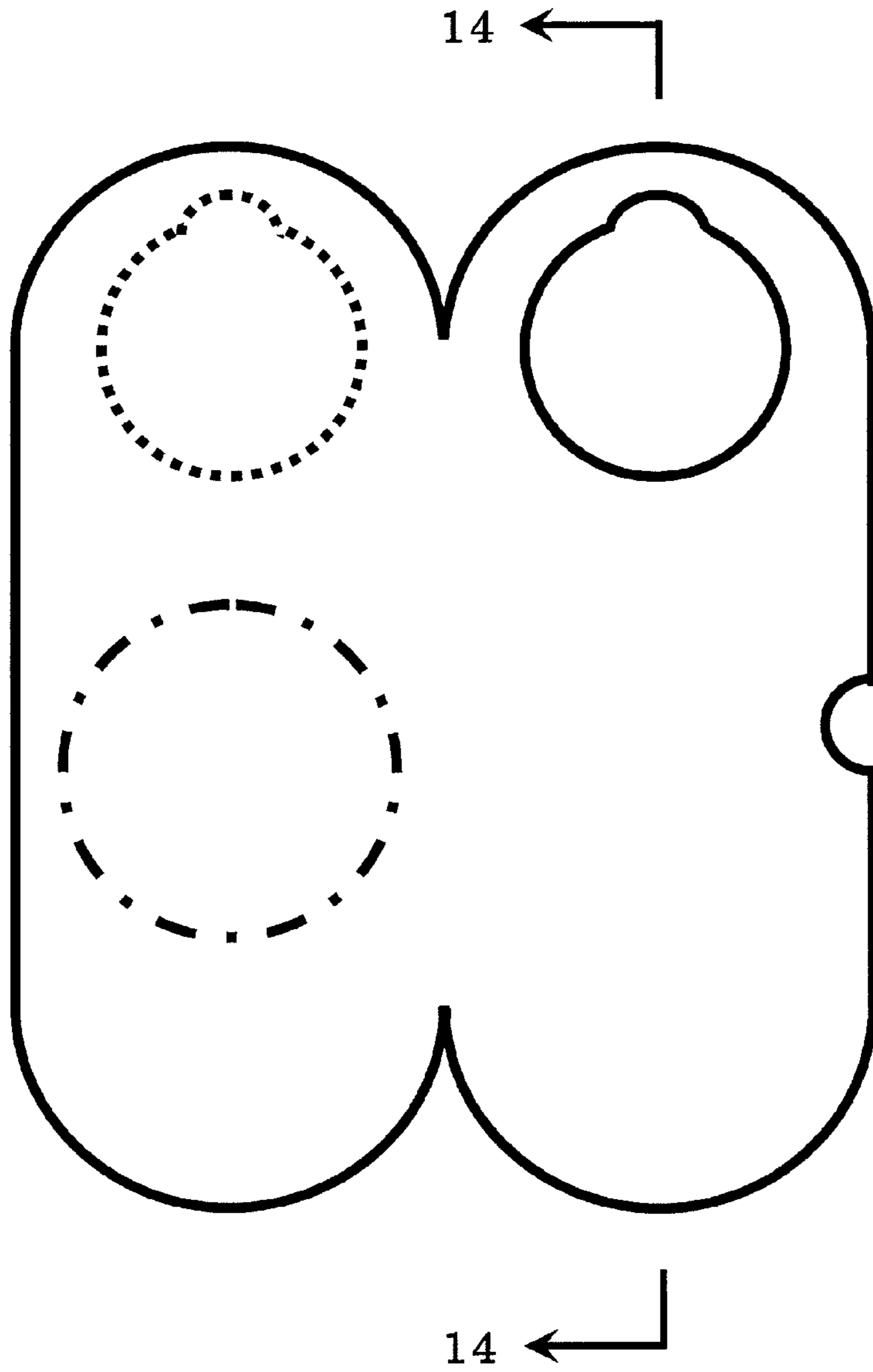


Fig.8

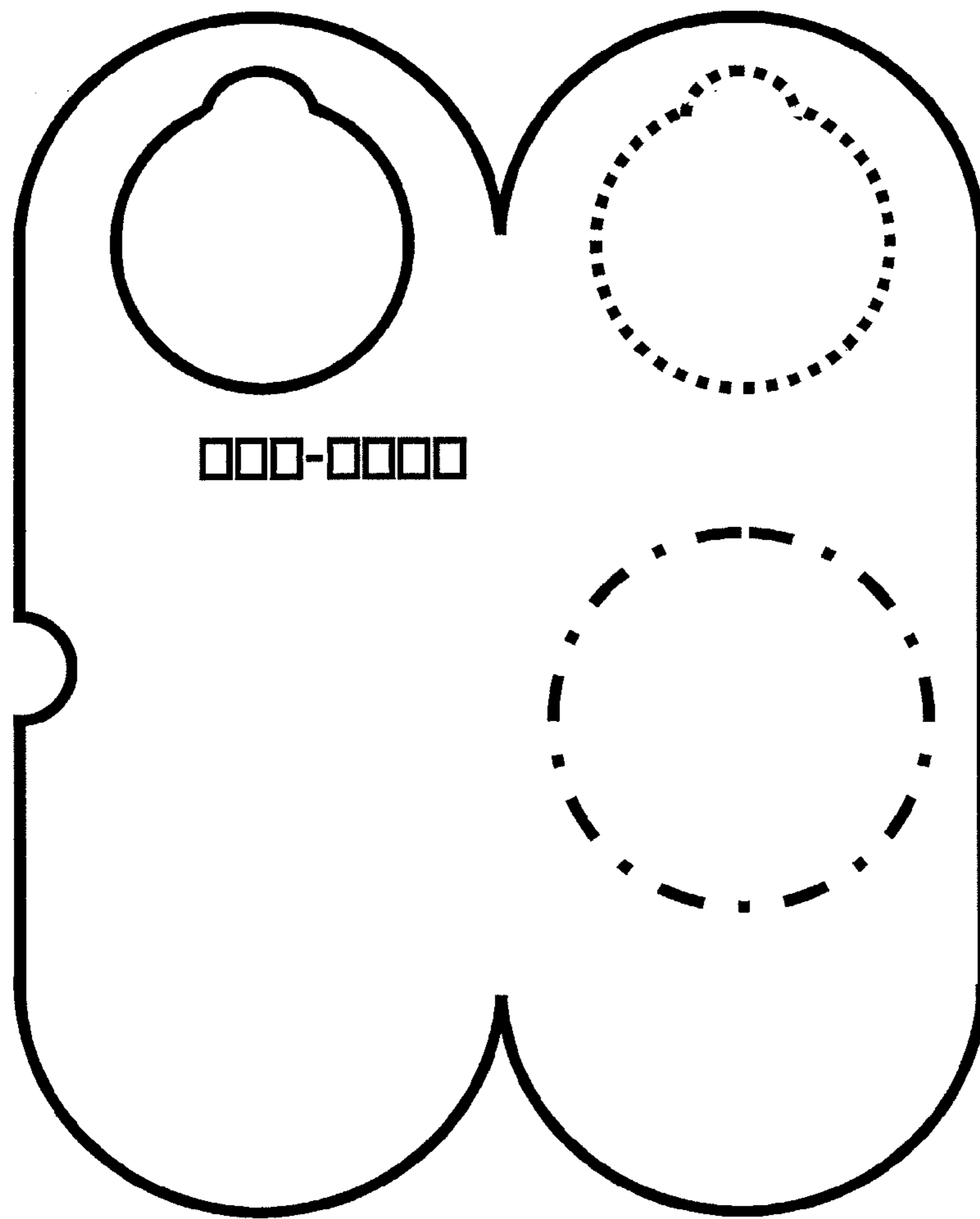


Fig. 9



Fig.10



Fig.11



Fig.12

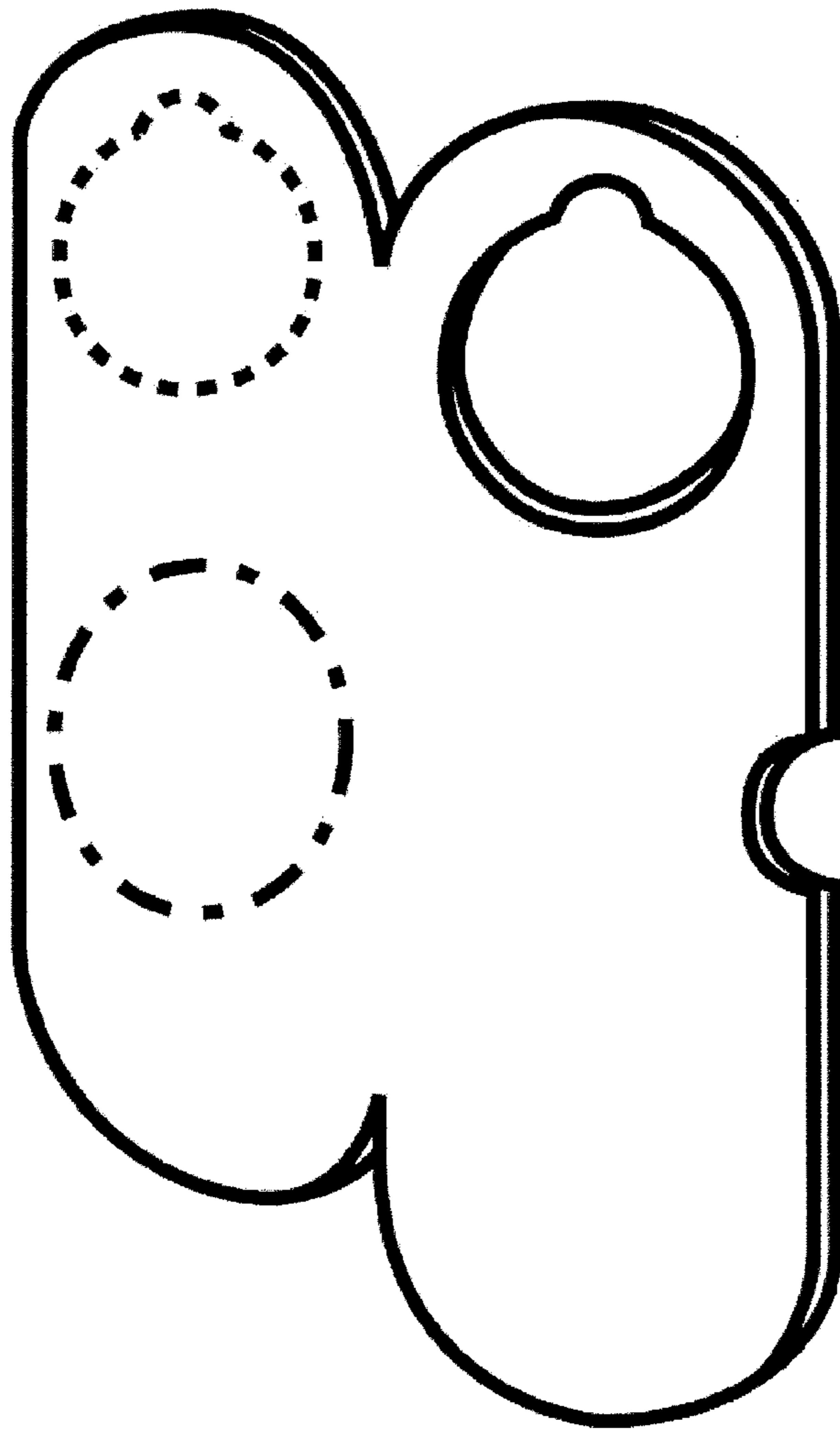


Fig.13



Fig.14

