



US00D683774S

(12) **United States Design Patent**
Leiteritz et al.

(10) **Patent No.:** **US D683,774 S**
(45) **Date of Patent:** **** Jun. 4, 2013**

(54) **PLASMA TORCH HANDLE**

(75) Inventors: **Nathan Gerald Leiteritz**, Little Chute, WI (US); **Stefan Giessler**, Wetztenberg (DE); **David Paul Marcusen**, Hortonville, WI (US)

(73) Assignee: **Illinois Tool Works Inc.**, Glenview, IL (US)

(**) Term: **14 Years**

(21) Appl. No.: **29/399,908**

(22) Filed: **Aug. 19, 2011**

(51) **LOC (9) Cl.** **15-09**

(52) **U.S. Cl.**
USPC **D15/144.2**

(58) **Field of Classification Search**
USPC D8/14, 29.1, 30, 107; D15/144-144.2; 219/74, 75, 76.16, 121.47, 121.48, 121.5, 219/121.51, 121.52, 121.53, 137.31, 137.42, 219/137.61, 137.62, 137.7; 239/414; 266/48
See application file for complete search history.

(56) **References Cited**

U.S. PATENT DOCUMENTS

D343,629 S * 1/1994 Bode D15/144
D347,643 S * 6/1994 Burgin et al. D15/142
D350,884 S * 9/1994 Sperling et al. D8/30
5,728,991 A * 3/1998 Takada et al. 219/121.46
D486,368 S * 2/2004 Jones et al. D8/30

D532,432 S * 11/2006 Owens D15/144
D555,446 S * 11/2007 Picaza Ibarrodo D8/30
2010/0012566 A1 * 1/2010 Nagaoka et al. 210/198.2

* cited by examiner

Primary Examiner — Patricia Palasik

(74) *Attorney, Agent, or Firm* — Fletcher Yoder P.C.

(57) **CLAIM**

The ornamental design for a plasma torch handle, as shown and described.

DESCRIPTION

FIG. 1 is right rear perspective view of the design for the plasma torch handle;

FIG. 2 is a front left perspective view of the design for the plasma torch handle of FIG. 1;

FIG. 3 is a right view of the design for the plasma torch handle of FIG. 1;

FIG. 4 is a rear view of the design for the plasma torch handle of FIG. 1;

FIG. 5 is a front view of the design for the plasma torch handle of FIG. 1;

FIG. 6 is a top view of the design for the plasma torch handle of FIG. 1; and,

FIG. 7 is a bottom view of the design for the plasma torch handle of FIG. 1.

The broken lines illustrate environmental features that form no part of the claimed ornamental design.

1 Claim, 5 Drawing Sheets

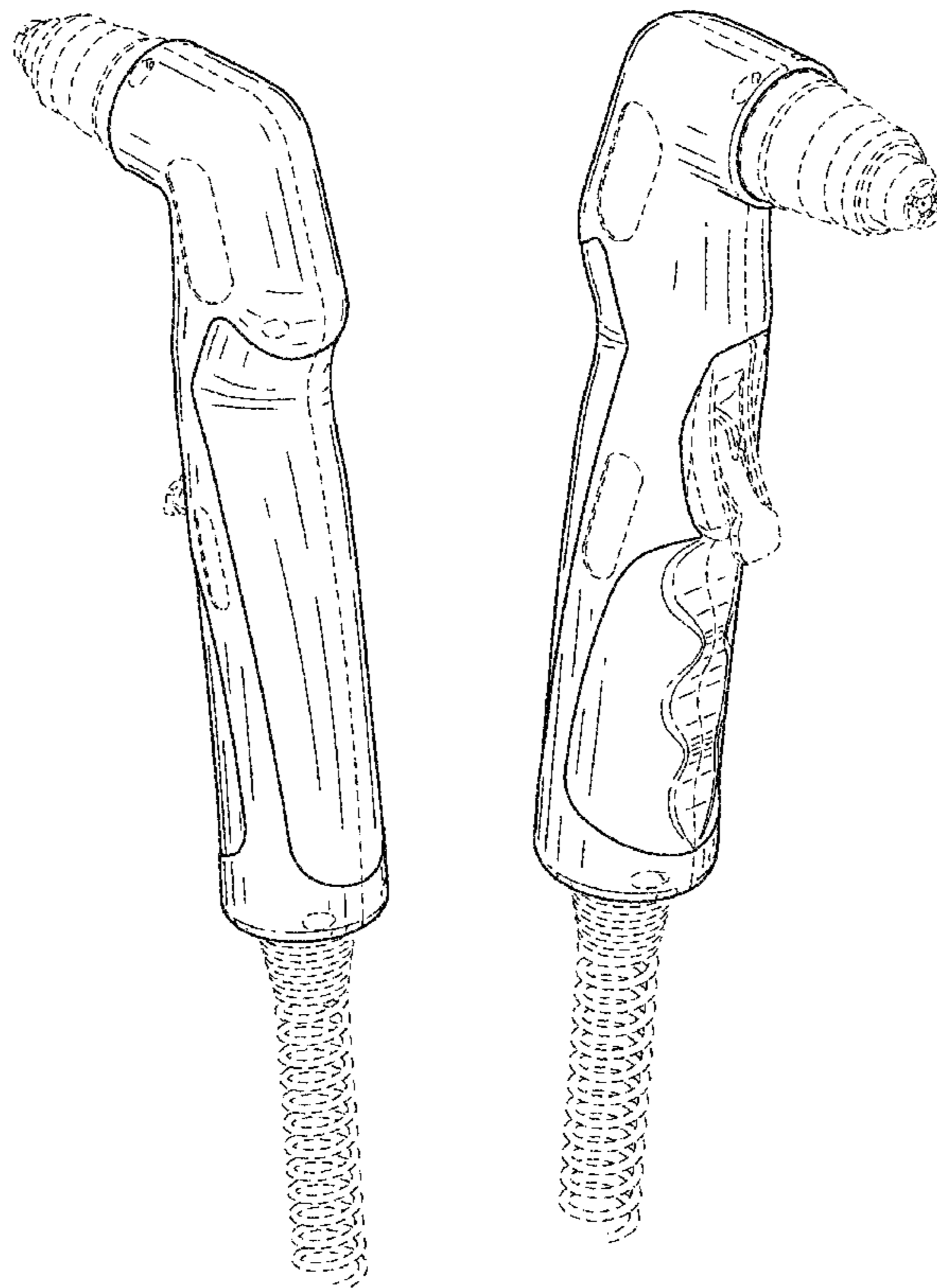


FIG. 1

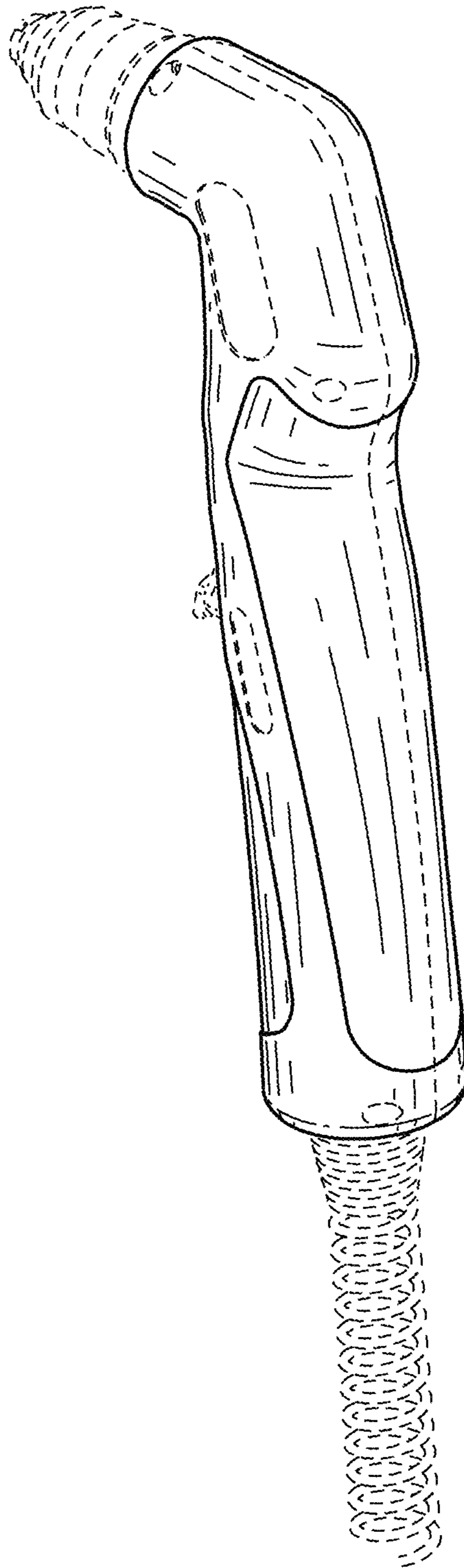


FIG. 2

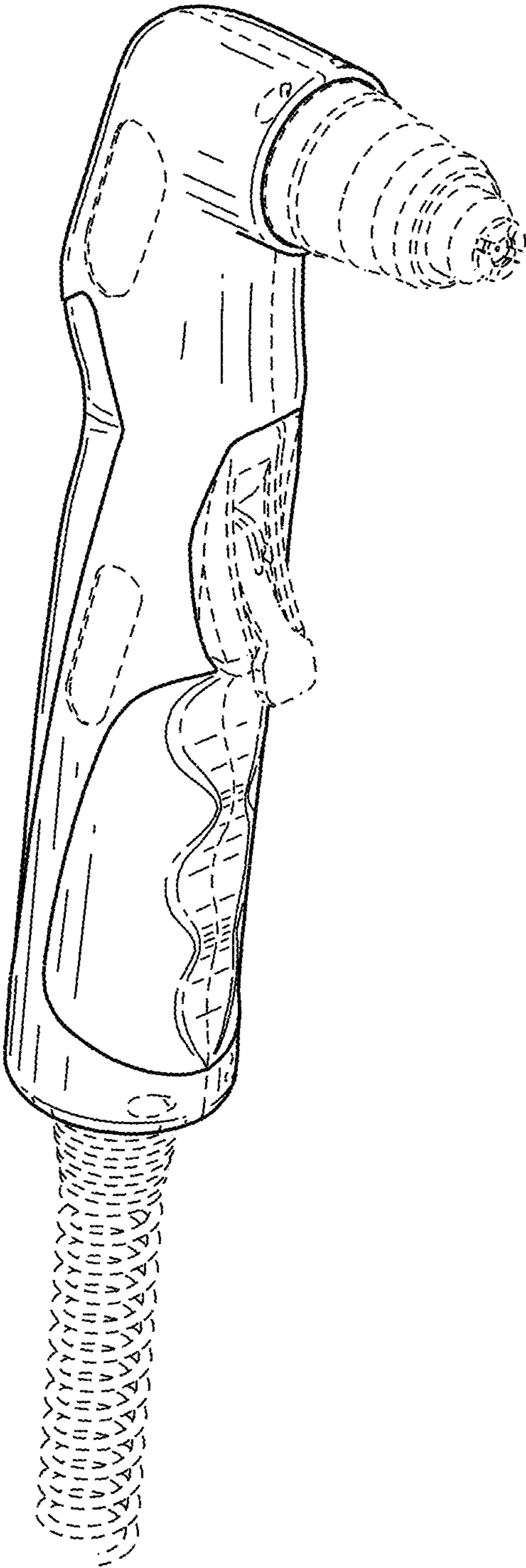


FIG. 3

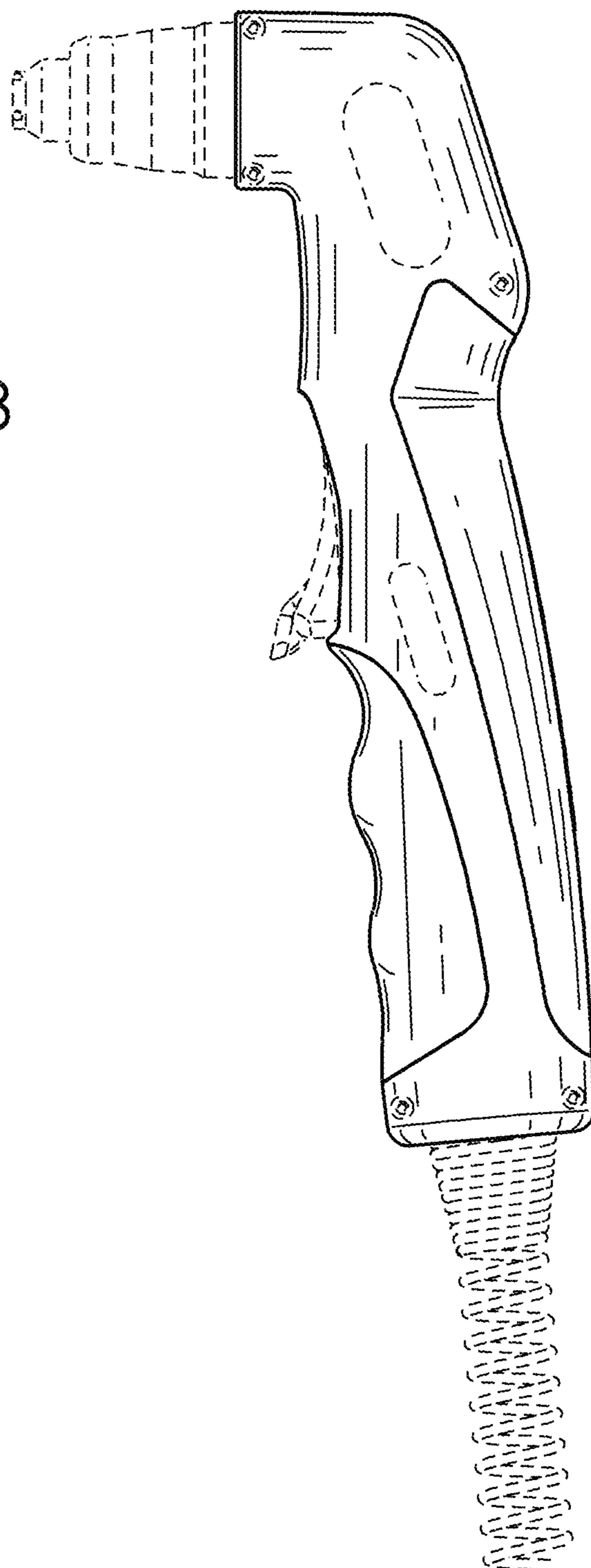


FIG. 4

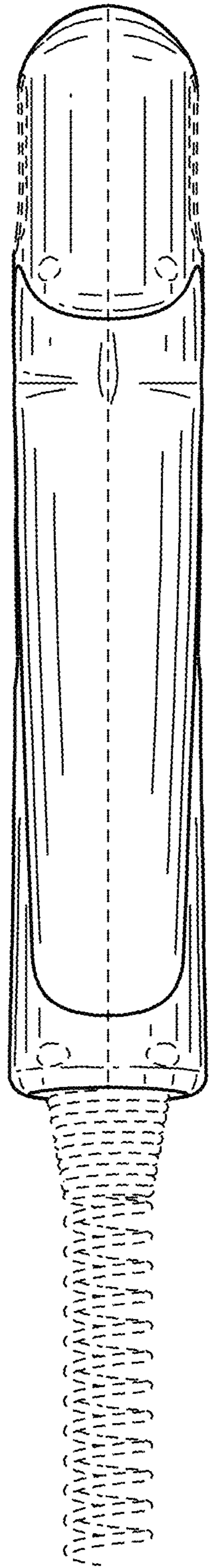
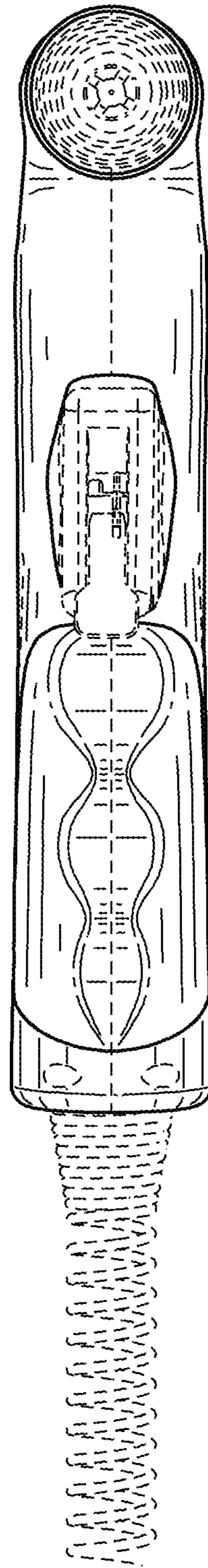


FIG. 5



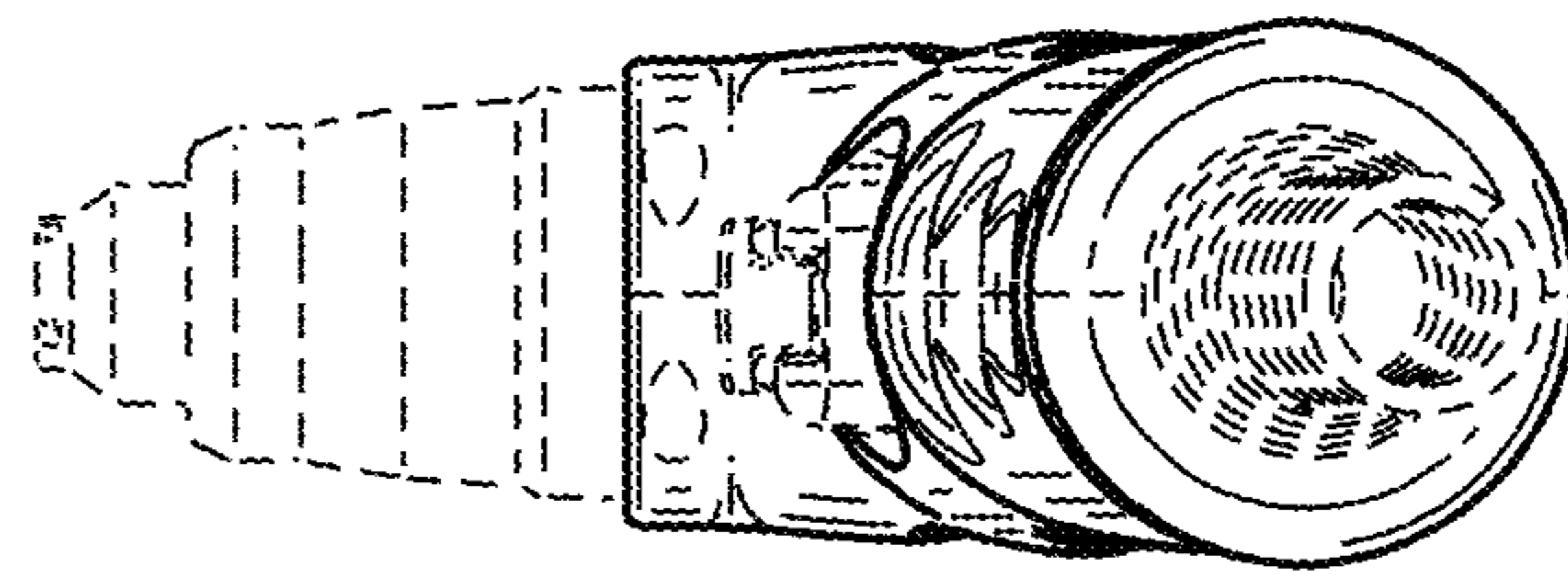


FIG. 6

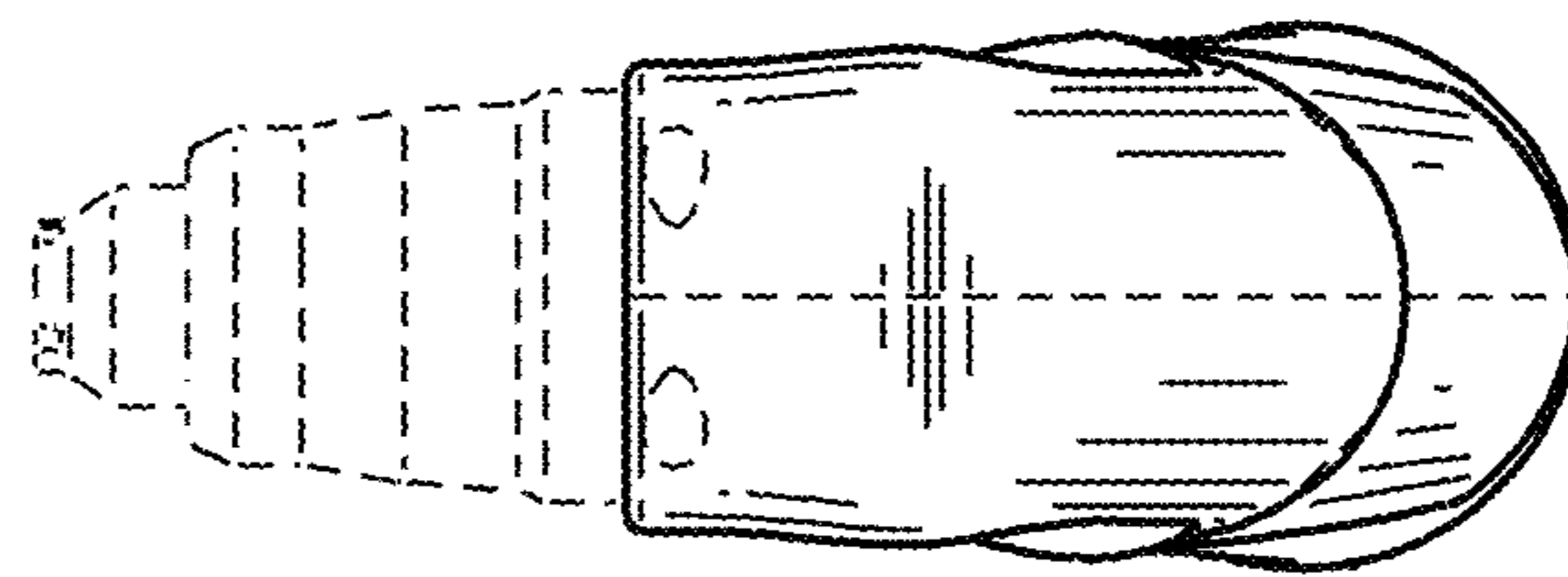


FIG. 7