



US00D683769S

(12) **United States Design Patent**
Aubé

(10) **Patent No.:** **US D683,769 S**

(45) **Date of Patent:** **** Jun. 4, 2013**

(54) **ENDLESS TRACK OF AN OFF-ROAD VEHICLE**

(74) *Attorney, Agent, or Firm* — Fish & Richardson P.C.

(71) Applicant: **Camoplast Solideal Inc.**, Sherbrooke (CA)

(57) **CLAIM**

I claim the ornamental design for an endless track of an off-road vehicle, as shown and described.

(72) Inventor: **Martin Aubé**, St-Bruno (CA)

(73) Assignee: **Camoplast Solideal Inc.**, Sherbrooke, Québec (CA)

DESCRIPTION

(**) Term: **14 Years**

(21) Appl. No.: **29/435,656**

(22) Filed: **Oct. 26, 2012**

(51) **LOC (9) Cl.** **15-03**

(52) **U.S. Cl.**
USPC **D15/28**

(58) **Field of Classification Search**
USPC D15/22–26, 28; D21/491, 495, 537, D21/431, 484; 152/108, 62, 88; 305/35, 44, 305/160, 185, 53, 201, 46, 50, 196, 198, 305/200, 39, 162, 187, 191, 189
See application file for complete search history.

FIG. 1 is a perspective view of an endless track of an off-road vehicle according to the present design, it is understood that a segment of the tread pattern is repeated over the length of the track shown by the broken lines in FIG. 6.

FIG. 2 is a top view of the endless track of an off-road vehicle of FIG. 1.

FIG. 3 is a first elevational view of the endless track of an off-road vehicle of FIG. 1 showing the segment of the tread pattern when seen in the direction illustrated by line 3-3 on FIG. 2. Although the segments of the tread pattern are offset as viewed horizontally in the figure, the left portion and the right portion of the tread are shown in a single figure for clarity of illustration.

FIG. 4 is a second elevational view of the endless track of an off-road vehicle of FIG. 1 showing the tread pattern when seen in the direction illustrated by line 4-4 on FIG. 2. Although the segments of the tread pattern are offset as viewed horizontally in the figure, the left portion and the right portion of the tread are shown in a single figure for clarity of illustration.

FIG. 5 is a side elevational view of the endless track of an off-road vehicle of FIG. 1 showing the segment of the tread pattern when seen in the direction illustrated by lines 5-5 on FIG. 2; and,

FIG. 6 is a perspective view of the endless track of an off-road vehicle shown with the endless nature of the track shown by the broken lines.

The broken lines form no part of the design and are for illustrative purposes only.

(56) **References Cited**

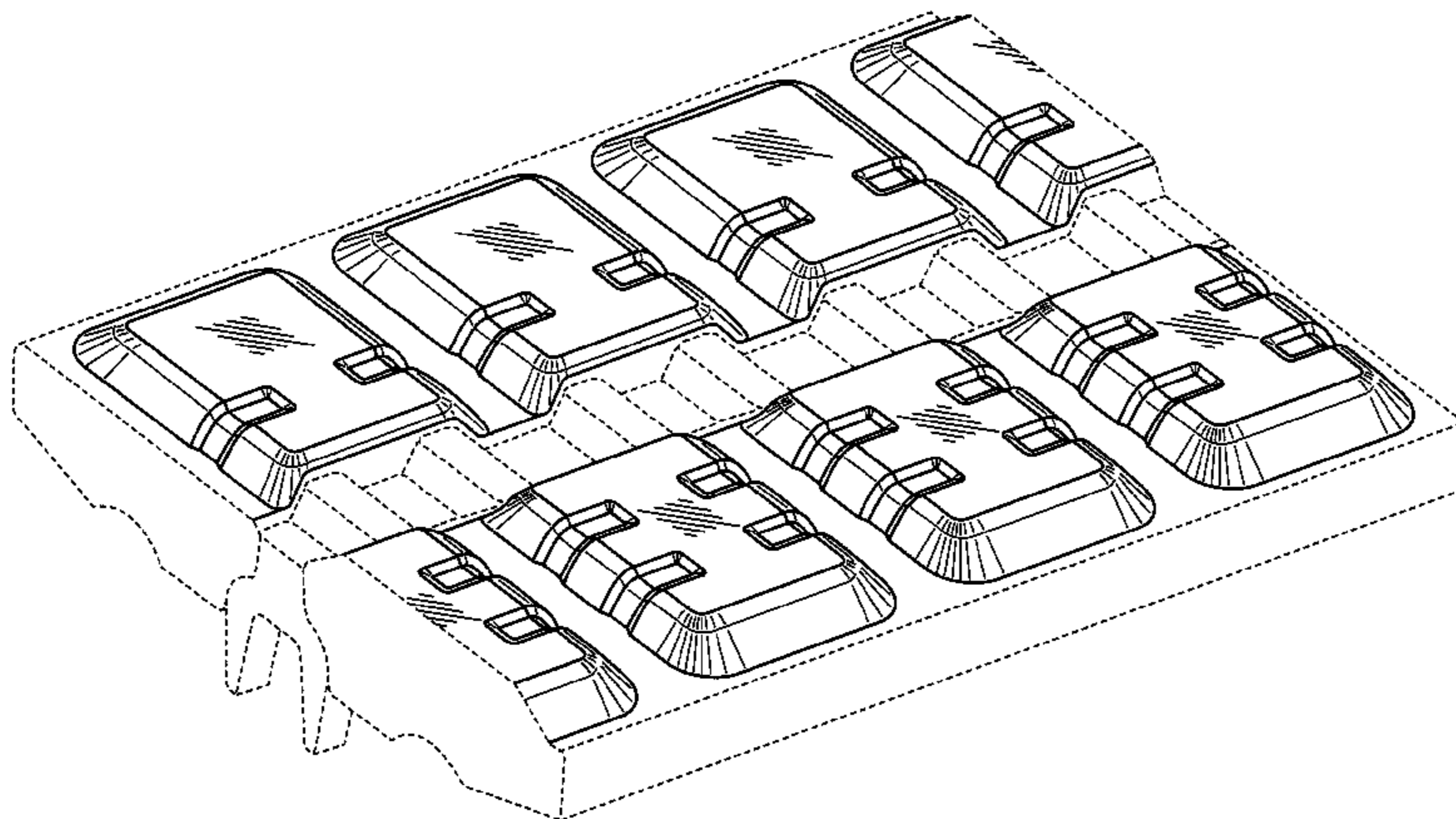
U.S. PATENT DOCUMENTS

D302,017 S *	7/1989	Grawey et al.	D15/28
D471,566 S *	3/2003	Feldmann	D15/28
D471,921 S *	3/2003	Thomas	D15/28
D472,249 S *	3/2003	Thomas	D15/28
D472,561 S *	4/2003	Thomas	D15/28
D472,905 S *	4/2003	Feldmann	D15/28
D473,243 S *	4/2003	Thomas	D15/28
D474,205 S *	5/2003	Feldmann	D15/28
D484,515 S *	12/2003	Nishimura	D15/28
D496,051 S *	9/2004	Yoshida	D15/28
D514,133 S *	1/2006	Fujita	D15/28
D543,218 S *	5/2007	Yoshida	D15/28
D549,741 S *	8/2007	Tateishi	D15/28

(Continued)

Primary Examiner — Mark Goodwin

1 Claim, 4 Drawing Sheets



US D683,769 S

Page 2

U.S. PATENT DOCUMENTS

D557,713 S *	12/2007	Sugihara	D15/28	D575,805 S *	8/2008	Sugihara	D15/28
D561,786 S *	2/2008	Tateishi	D15/28	D602,962 S *	10/2009	Miyamoto et al.	D15/28
D562,353 S *	2/2008	Sugihara	D15/28	D613,774 S *	4/2010	Mizusawa	D15/28
D562,852 S *	2/2008	Tateishi	D15/28	D613,775 S *	4/2010	Mizusawa	D15/28
D565,605 S *	4/2008	Tateishi	D15/28	D615,106 S *	5/2010	Shimozono	D15/28
D565,606 S *	4/2008	Sugihara	D15/28	D618,254 S *	6/2010	Shimozono	D15/28
D567,823 S *	4/2008	Hagio	D15/28	D626,973 S *	11/2010	Shimozono	D15/28
D569,393 S *	5/2008	Tateishi	D15/28	2009/0102283 A1 *	4/2009	Choi	305/177

* cited by examiner

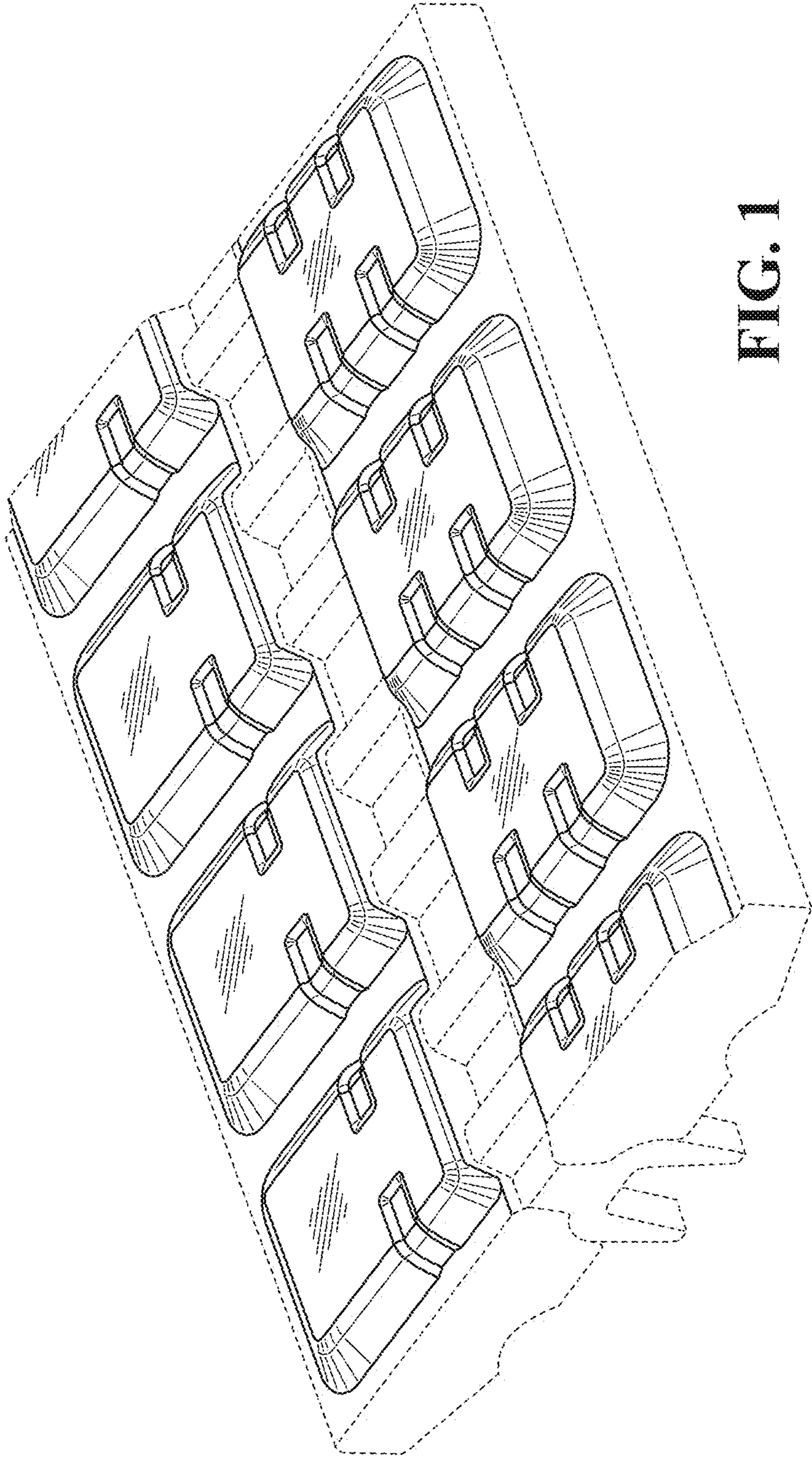


FIG. 1

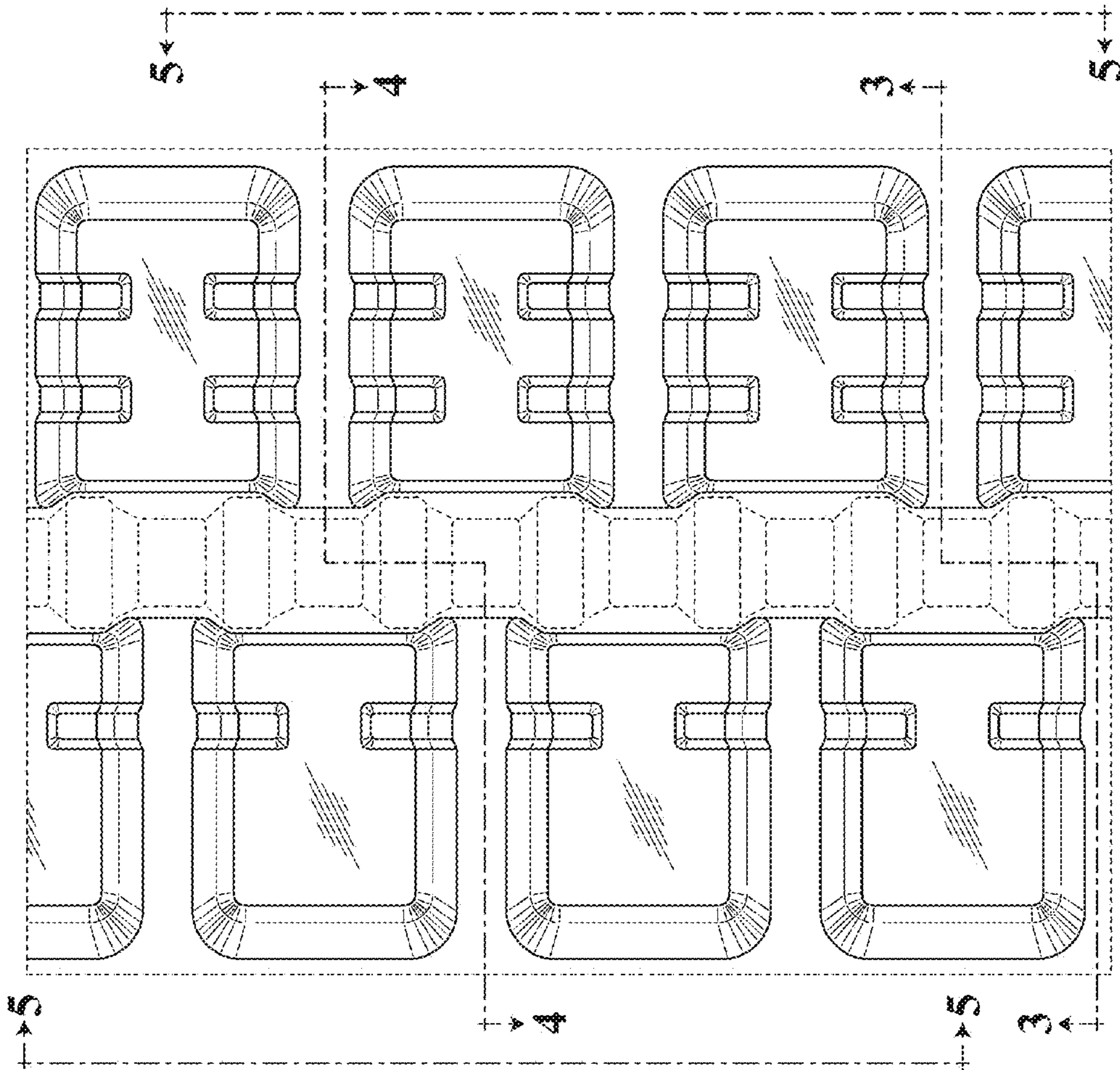


FIG. 2

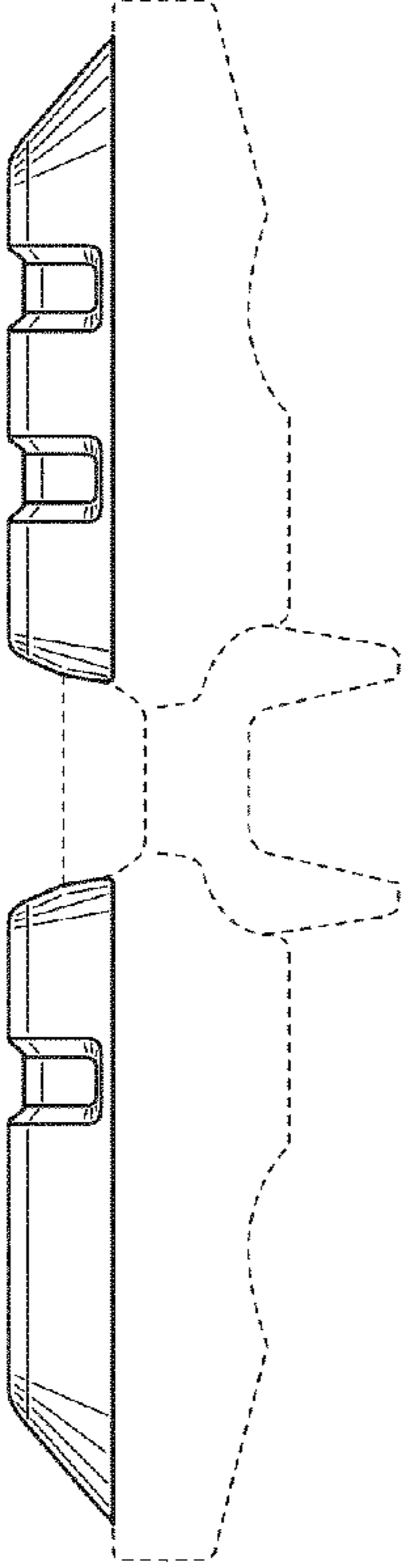


FIG. 3

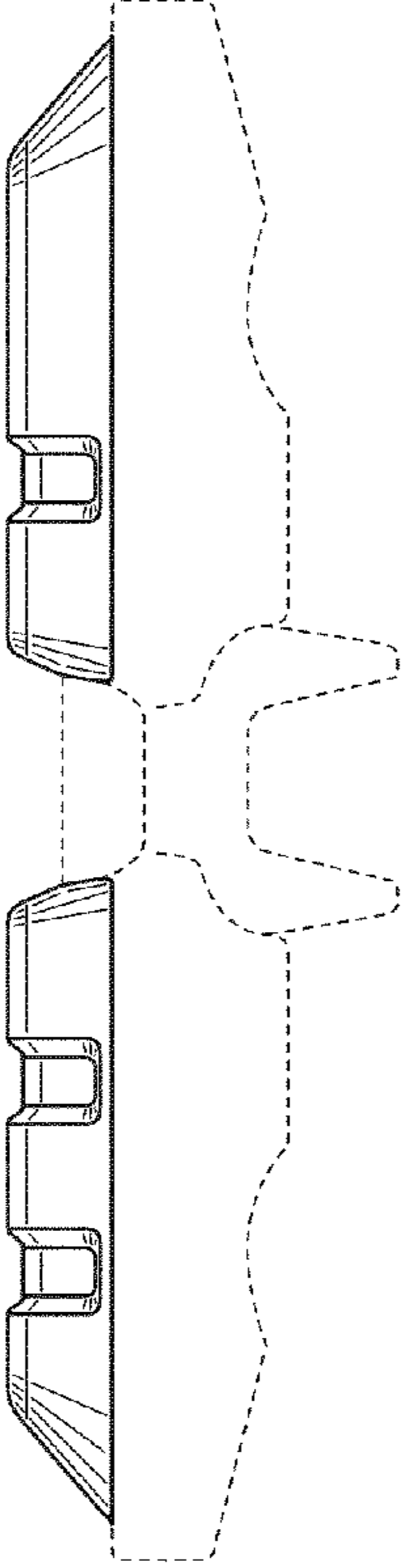


FIG. 4

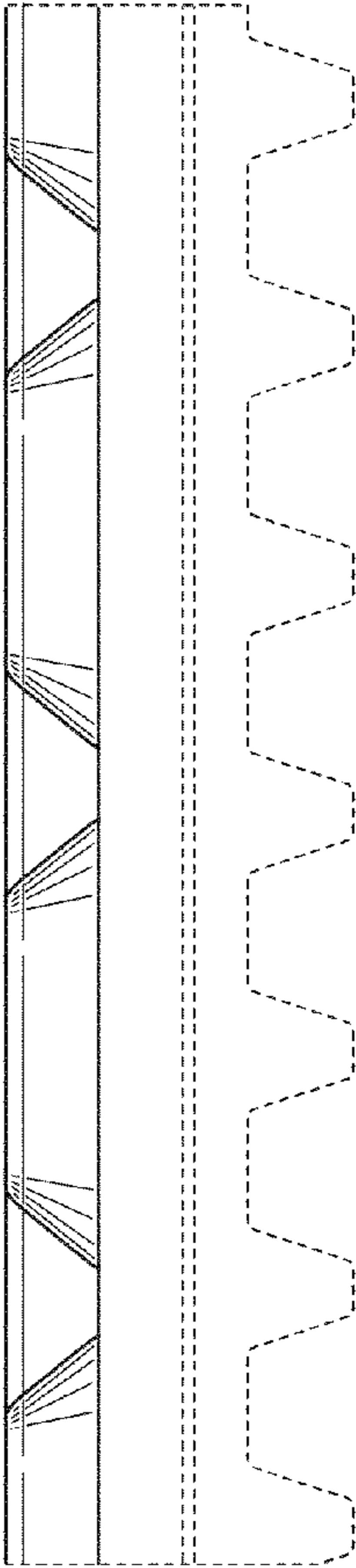


FIG. 5

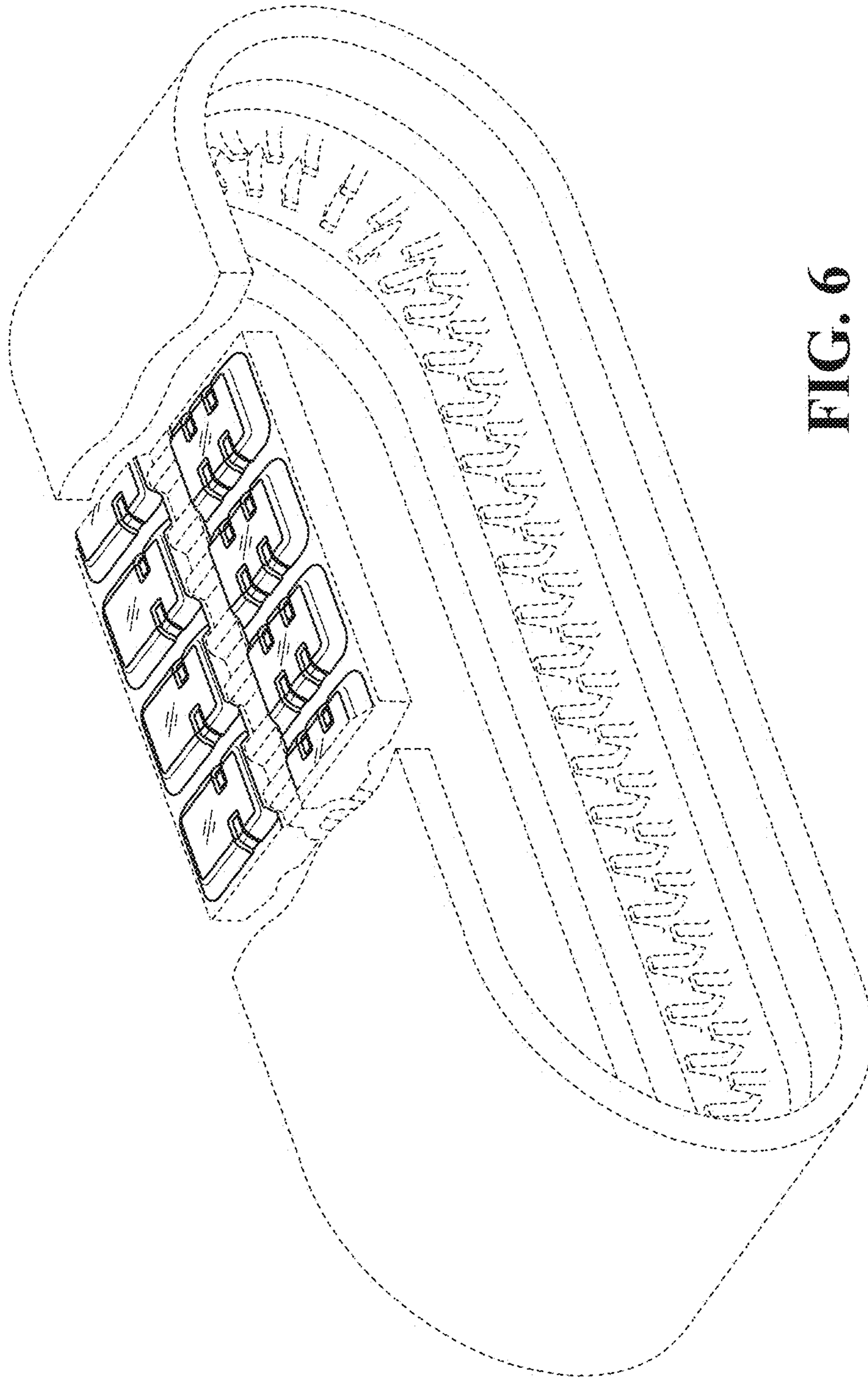


FIG. 6