



US00D683756S

(12) **United States Design Patent**
Phelan

(10) **Patent No.:** **US D683,756 S**
(45) **Date of Patent:** **** Jun. 4, 2013**

(54) **DISPLAY SCREEN WITH ICON**
(75) **Inventor:** **Kieran Phelan, Seattle, WA (US)**
(73) **Assignee:** **Microsoft Corporation, Redmond, WA (US)**
(**) **Term:** **14 Years**
(21) **Appl. No.:** **29/401,478**
(22) **Filed:** **Sep. 12, 2011**
(51) **LOC (9) Cl.** **14-04**
(52) **U.S. Cl.**
USPC **D14/489**
(58) **Field of Classification Search**
USPC **D14/489, 490, 491, 492, 488, 487, D14/485, 493, 494, 495; 715/835, 848, 202, 715/205, 723, 700, 724, 725, 726, 841, 701, 715/702, 703, 704, 867, 866, 849, 850, 836, 715/837, 838, 839, 840, 842, 843, 844, 710, 715/711, 712, 201; D19/6; D20/11, 23, 37; 707/709, 219**

See application file for complete search history.

D593,580 S * 6/2009 Truelove et al. D14/491
D598,468 S * 8/2009 Hirsch et al. D14/491
D601,165 S * 9/2009 Truelove et al. D14/491
D606,091 S * 12/2009 O'Donnell et al. D14/489
D607,008 S * 12/2009 Kocmick D14/489
D612,398 S * 3/2010 Lemay D14/491
D620,024 S * 7/2010 Dunn et al. D14/493
D624,408 S * 9/2010 Straker D9/434
D642,195 S * 7/2011 Marks et al. D14/490
D643,047 S * 8/2011 Guss et al. D14/495
D645,470 S * 9/2011 Matas D14/489
D647,103 S * 10/2011 Barcheck et al. D14/489
D652,426 S * 1/2012 Anzures D14/488
D664,933 S * 8/2012 Clymer et al. D13/174
D664,978 S * 8/2012 Tanghe et al. D14/487
D664,983 S * 8/2012 Moreau et al. D14/488
D667,432 S * 9/2012 Phelan D14/491
D667,452 S * 9/2012 Wujcik et al. D14/492
D667,840 S * 9/2012 Anzures D14/487
D671,134 S * 11/2012 Arnold D14/487

* cited by examiner

Primary Examiner — Kevin Rudzinski
(74) *Attorney, Agent, or Firm* — Banner & Witcoff, Ltd.



(57) **CLAIM**
The ornamental design for a display screen with icon, as shown and described.

(56) **References Cited**
U.S. PATENT DOCUMENTS
D386,477 S * 11/1997 Thomas D14/491
D408,389 S * 4/1999 Newton et al. D14/488
D480,401 S * 10/2003 Kahn et al. D14/488
D496,943 S * 10/2004 Glaser et al. D14/489
D525,981 S * 8/2006 Hally et al. D14/485
D545,837 S * 7/2007 Haldimann et al. D14/491
D549,726 S * 8/2007 Van Dongen et al. D14/491
D562,843 S * 2/2008 Fletcher et al. D14/488
D583,824 S * 12/2008 Neuhaus D14/491
D592,223 S * 5/2009 Neuhaus D14/491

DESCRIPTION

FIG. 1 is a front view of a display screen with icon showing the new design; and, FIG. 2 is a front view of a display screen with icon showing an alternative embodiment of the new design. The broken line showing of the display screen is included to illustrate environmental features and form no part of the claimed design.

1 Claim, 2 Drawing Sheets






FIG. 1




FIG. 2