



US00D683755S

(12) **United States Design Patent**  
**Phelan**

(10) **Patent No.:** **US D683,755 S**  
(45) **Date of Patent:** **\*\* Jun. 4, 2013**

(54) **DISPLAY SCREEN WITH ICON**  
(75) Inventor: **Kieran Phelan**, Seattle, WA (US)  
(73) Assignee: **Microsoft Corporation**, Redmond, WA (US)  
(\*\*) Term: **14 Years**  
(21) Appl. No.: **29/401,455**  
(22) Filed: **Sep. 12, 2011**  
(51) **LOC (9) Cl.** ..... **14-04**  
(52) **U.S. Cl.**  
USPC ..... **D14/489**  
(58) **Field of Classification Search**  
USPC ..... D14/489, 490, 491, 492, 488, 487,  
D14/485, 493, 494, 495; 715/835, 848, 202,  
715/205, 723, 700, 724, 725, 726, 841, 701,  
715/702, 703, 704, 867, 866, 849, 850, 836,  
715/837, 838, 839, 840, 842, 843, 844, 710,  
715/711, 712, 201; D19/6; D20/11, 23, 37;  
707/709, 219  
See application file for complete search history.

D593,580 S \* 6/2009 Truelove et al. .... D14/491  
D598,468 S \* 8/2009 Hirsch et al. .... D14/491  
D601,165 S \* 9/2009 Truelove et al. .... D14/491  
D606,091 S \* 12/2009 O'Donnell et al. .... D14/489  
D607,008 S \* 12/2009 Kocmick ..... D14/489  
D612,398 S \* 3/2010 Lemay ..... D14/491  
D620,024 S \* 7/2010 Dunn et al. .... D14/493  
D624,408 S \* 9/2010 Straker ..... D9/434  
D642,195 S \* 7/2011 Marks et al. .... D14/490  
D643,047 S \* 8/2011 Guss et al. .... D14/495  
D645,470 S \* 9/2011 Matas ..... D14/489  
D647,103 S \* 10/2011 Barcheck et al. .... D14/489  
D652,426 S \* 1/2012 Anzures ..... D14/488  
D664,933 S \* 8/2012 Clymer et al. .... D13/174  
D664,978 S \* 8/2012 Tanghe et al. .... D14/487  
D664,983 S \* 8/2012 Moreau et al. .... D14/488  
D667,432 S \* 9/2012 Phelan ..... D14/491  
D667,452 S \* 9/2012 Wujcik et al. .... D14/492  
D667,840 S \* 9/2012 Anzures ..... D14/487  
D671,134 S \* 11/2012 Arnold ..... D14/487

\* cited by examiner

*Primary Examiner* — Kevin Rudzinski  
(74) *Attorney, Agent, or Firm* — Banner & Witcoff, Ltd.



(57) **CLAIM**  
The ornamental design for a display screen with icon, as shown and described.

(56) **References Cited**  
**U.S. PATENT DOCUMENTS**  
D386,477 S \* 11/1997 Thomas ..... D14/491  
D408,389 S \* 4/1999 Newton et al. .... D14/488  
D480,401 S \* 10/2003 Kahn et al. .... D14/488  
D496,943 S \* 10/2004 Glaser et al. .... D14/489  
D525,981 S \* 8/2006 Hally et al. .... D14/485  
D545,837 S \* 7/2007 Haldimann et al. .... D14/491  
D549,726 S \* 8/2007 Van Dongen et al. .... D14/491  
D562,843 S \* 2/2008 Fletcher et al. .... D14/488  
D583,824 S \* 12/2008 Neuhaus ..... D14/491  
D592,223 S \* 5/2009 Neuhaus ..... D14/491

**DESCRIPTION**

FIG. 1 is a front view of a display screen with icon showing the new design; and, FIG. 2 is a front view of a display screen with icon showing an alternative embodiment of the new design. The broken line showing of the display screen is included to illustrate environmental features and form no part of the claimed design.

**1 Claim, 2 Drawing Sheets**






FIG. 1




FIG. 2