



US00D683712S

(12) **United States Design Patent**
Shao

(10) **Patent No.:** **US D683,712 S**
(45) **Date of Patent:** **** Jun. 4, 2013**

(54) **MOBILE PHONE**

(75) Inventor: **Ying Shao**, Chaoyang (CN)

(73) Assignee: **Sony Mobile Communications AB**,
Lund (SE)

(**) Term: **14 Years**

(21) Appl. No.: **29/423,659**

(22) Filed: **Jun. 4, 2012**

(30) **Foreign Application Priority Data**

Jan. 19, 2012 (EM) 001310718-0001

(51) **LOC (9) Cl.** **14-03**

(52) **U.S. Cl.**
USPC **D14/138 G**

(58) **Field of Classification Search**
USPC D14/138 R, 138 AD, 138 AC, 138 C,
D14/138 G, 191, 203.1–203.8, 496, 138 AA,
D14/138 AB, 137, 147, 218, 341–347,
247–248; D10/65, 78, 104; D13/168; D18/7;
455/566, 575.1, 575.3, 575.4

See application file for complete search history.

(56) **References Cited**

U.S. PATENT DOCUMENTS

D578,500 S * 10/2008 Lee et al. D14/138 G
D589,487 S * 3/2009 Park et al. D14/138 AD
D594,840 S * 6/2009 Kim et al. D14/138 G
D597,067 S * 7/2009 Oh et al. D14/203.7
D604,716 S * 11/2009 Oh et al. D14/203.7
D615,956 S * 5/2010 Lin et al. D14/138 G
D627,325 S * 11/2010 Zhang et al. D14/138 AB
D631,029 S * 1/2011 Park et al. D14/138 G

D633,067 S * 2/2011 Park et al. D14/138 AD
D633,461 S * 3/2011 Kim et al. D14/138 AD
D633,467 S * 3/2011 Park et al. D14/138 AD
D635,113 S * 3/2011 Park et al. D14/138 G
D635,537 S * 4/2011 Kim D14/138 G
D646,248 S * 10/2011 Lee D14/138 G

(Continued)

FOREIGN PATENT DOCUMENTS

CN RGN 302175447 * 11/2012
CN RGN 302299417 * 1/2013

OTHER PUBLICATIONS

Alcatel OT-903, announced Aug. 2012, [online], [retrieved on Aug. 21, 2012]. Retrieved from Internet ,<URL: http://www.gsmarena.com>.*

(Continued)

Primary Examiner — Bridget L Eland

(74) *Attorney, Agent, or Firm* — Renner, Otto, Boisselle & Sklar, LLP

(57) **CLAIM**

The ornamental design for a mobile phone, as shown and described.

DESCRIPTION

FIG. 1 is a perspective view of a mobile phone showing my design;

FIG. 2 is a front view thereof;

FIG. 3 is a rear view thereof;

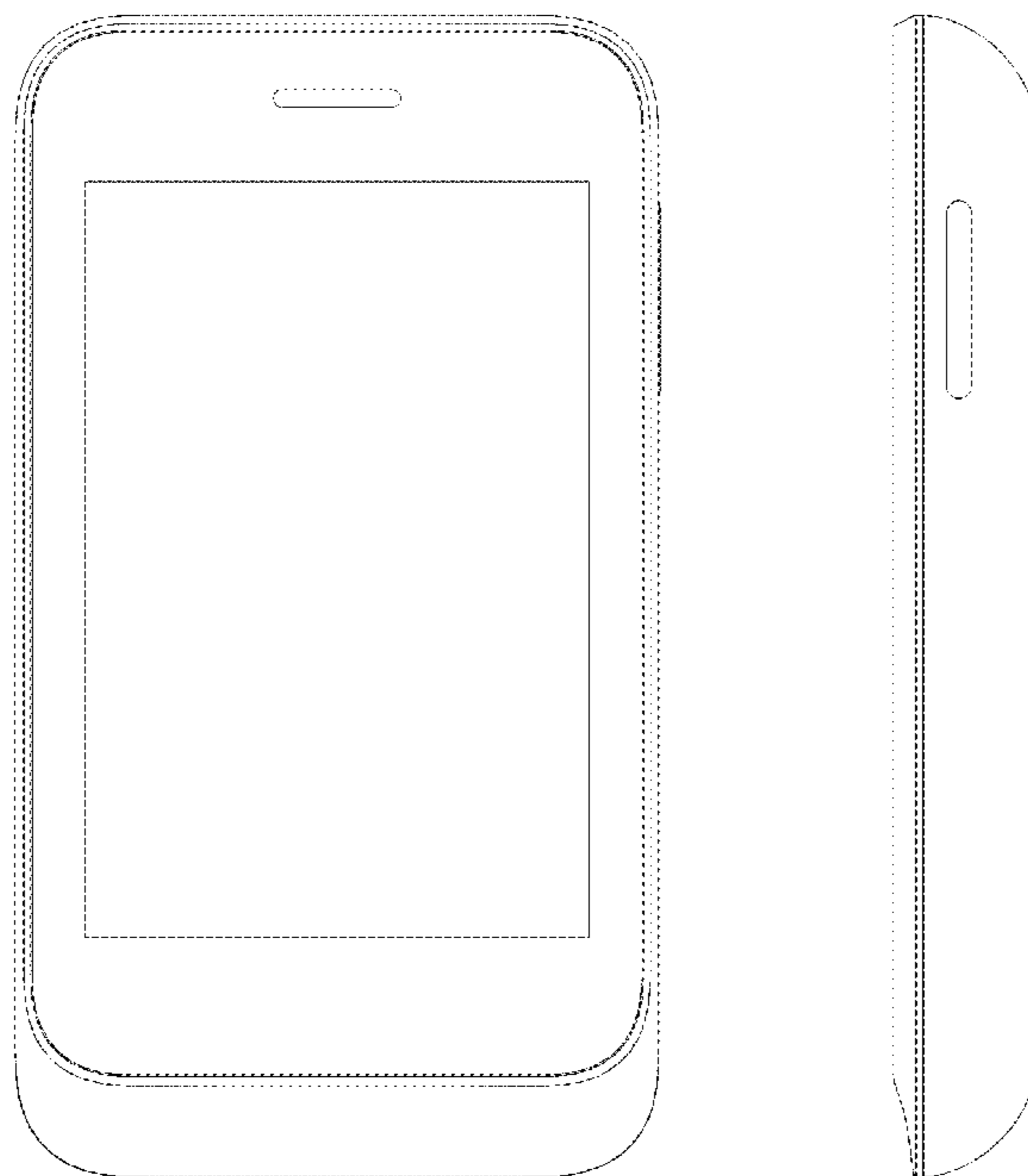
FIG. 4 is a right side view thereof;

FIG. 5 is a left side view thereof;

FIG. 6 is a top view thereof; and,

FIG. 7 is a bottom view thereof.

1 Claim, 3 Drawing Sheets



U.S. PATENT DOCUMENTS

D649,150 S * 11/2011 Takahashi et al. D14/341
D652,812 S * 1/2012 Kim D14/138 G
D654,894 S * 2/2012 Kim D14/138 G
D658,147 S * 4/2012 Yoon D14/138 G
D658,148 S * 4/2012 Park D14/138 AD
D665,371 S * 8/2012 Finney et al. D14/138 G
D665,765 S * 8/2012 Oh D14/138 G
D675,180 S * 1/2013 Zhang et al. D14/138 G
D675,585 S * 2/2013 Park et al. D14/138 G
8,391,935 B2 * 3/2013 Wickman et al. 455/575.4
2009/0312065 A1 * 12/2009 Wang et al. 455/566
2010/0248796 A1 * 9/2010 Higashigawa et al. 455/575.4

OTHER PUBLICATIONS

Motorola Defy Mini T320, announced Jan. 2012, [online], [retrieved on Feb. 3, 2012]. Retrieved from Internet ,<URL: <http://www.gsmarena.com>>.*

Sony Xperia tipo, announced Jun. 2012, [online], [retrieved on Aug. 22, 2012]. Retrieved from Internet ,<URL: <http://www.gsmarena.com>>.*

Sony Xperia tipo dual, announced Jun. 2012, [online], [retrieved on Aug. 22, 2012]. Retrieved from Internet ,<URL: <http://www.gsmarena.com>>.*

* cited by examiner

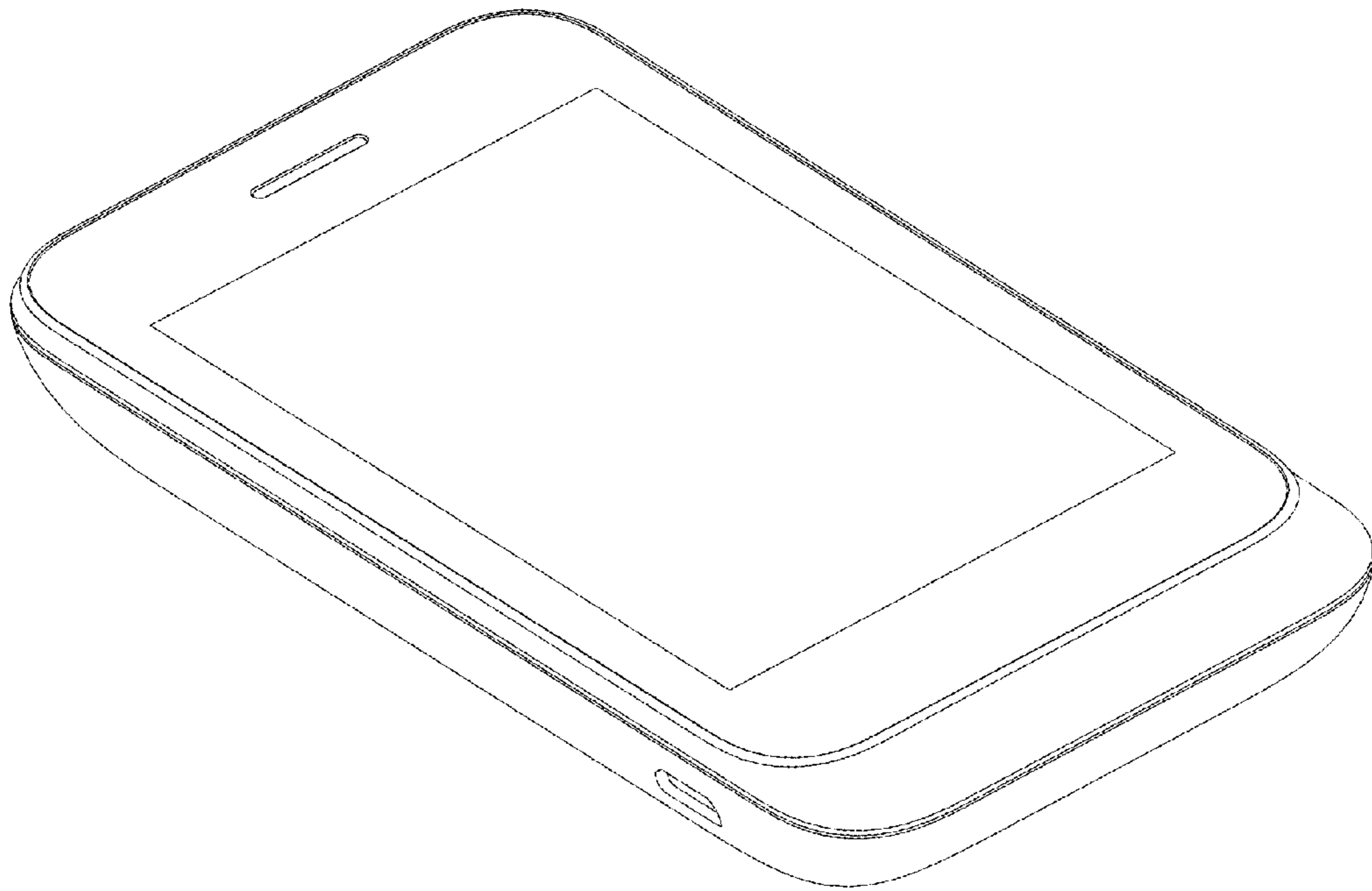


FIG. 1




FIG. 2




FIG. 3




FIG. 4




FIG. 5




FIG. 6




FIG. 7