



US00D683707S

(12) **United States Design Patent**
Williamson et al.

(10) **Patent No.:** **US D683,707 S**
(45) **Date of Patent:** **** Jun. 4, 2013**

(54) **BUTTON MATRIX**

(75) Inventors: **Paul C. Williamson**, Providence, RI
(US); **Jonathan Hayes**, Boston, MA
(US)

(73) Assignee: **inMusic Brands, Inc.**, Cumberland, RI
(US)

(**) **Term:** **14 Years**

(21) **Appl. No.:** **29/428,327**

(22) **Filed:** **Jul. 30, 2012**

3,843,851	A *	10/1974	Harada et al.	200/5 E
D249,345	S *	9/1978	Oliveira et al.	D14/346
D254,433	S *	3/1980	Roch	D13/164
D256,230	S *	8/1980	Beale et al.	D13/164
D272,422	S *	1/1984	Swarztrauber et al. ...	D10/106.1
D276,338	S *	11/1984	Pardo	D14/144
D277,002	S *	1/1985	Genaro et al.	D14/149
D278,807	S *	5/1985	Perna	D13/164
D279,892	S *	7/1985	Brockway	D13/164
D280,502	S *	9/1985	Meier et al.	D13/164
D280,893	S *	10/1985	Ueda	D13/164
D282,253	S *	1/1986	Shimizu et al.	D13/164
D283,406	S *	4/1986	Green, Jr.	D10/106.95
D284,662	S *	7/1986	McKenzie et al.	D14/247
D285,442	S *	9/1986	McGuire	D14/247
D286,045	S *	10/1986	McGarvey et al.	D14/392
D289,396	S *	4/1987	Wilson et al.	D14/387

Related U.S. Application Data

(63) Continuation of application No. 13/547,607, filed on Jul. 12, 2012.

(51) **LOC (9) Cl.** **13-03**

(52) **U.S. Cl.**
USPC **D13/174**

(58) **Field of Classification Search**
USPC D13/164, 171, 174; D10/46.1, 106.1;
D14/338, 346, 390, 396, 399, 443, 455, 505,
D14/155, 218, 247; D18/2, 7; 200/5 R, 5 A,
200/5 E, 302.2, 520, 530, 293, 296, 308,
200/310, 314, 329, 341; 307/139, 157; 315/209
R, 224, 246, 291, 295; 341/22; 345/169
See application file for complete search history.

(56) **References Cited**

U.S. PATENT DOCUMENTS

3,035,211	A *	5/1962	Mitchell	361/805
3,120,584	A *	2/1964	Grunfelder et al.	200/5 E
3,226,493	A *	12/1965	Reimer	200/5 E
3,226,494	A *	12/1965	Hartz et al.	200/5 E
3,470,332	A *	9/1969	Milner et al.	200/5 E
3,517,637	A *	6/1970	Kaiser	116/279
D221,951	S *	9/1971	Kindley	D14/399
D228,137	S *	8/1973	Chadima	D14/346

(Continued)

Primary Examiner — Selina Sikder

(74) *Attorney, Agent, or Firm* — Finnegan, Henderson, Farabow, Garrett and Dunner, LLP

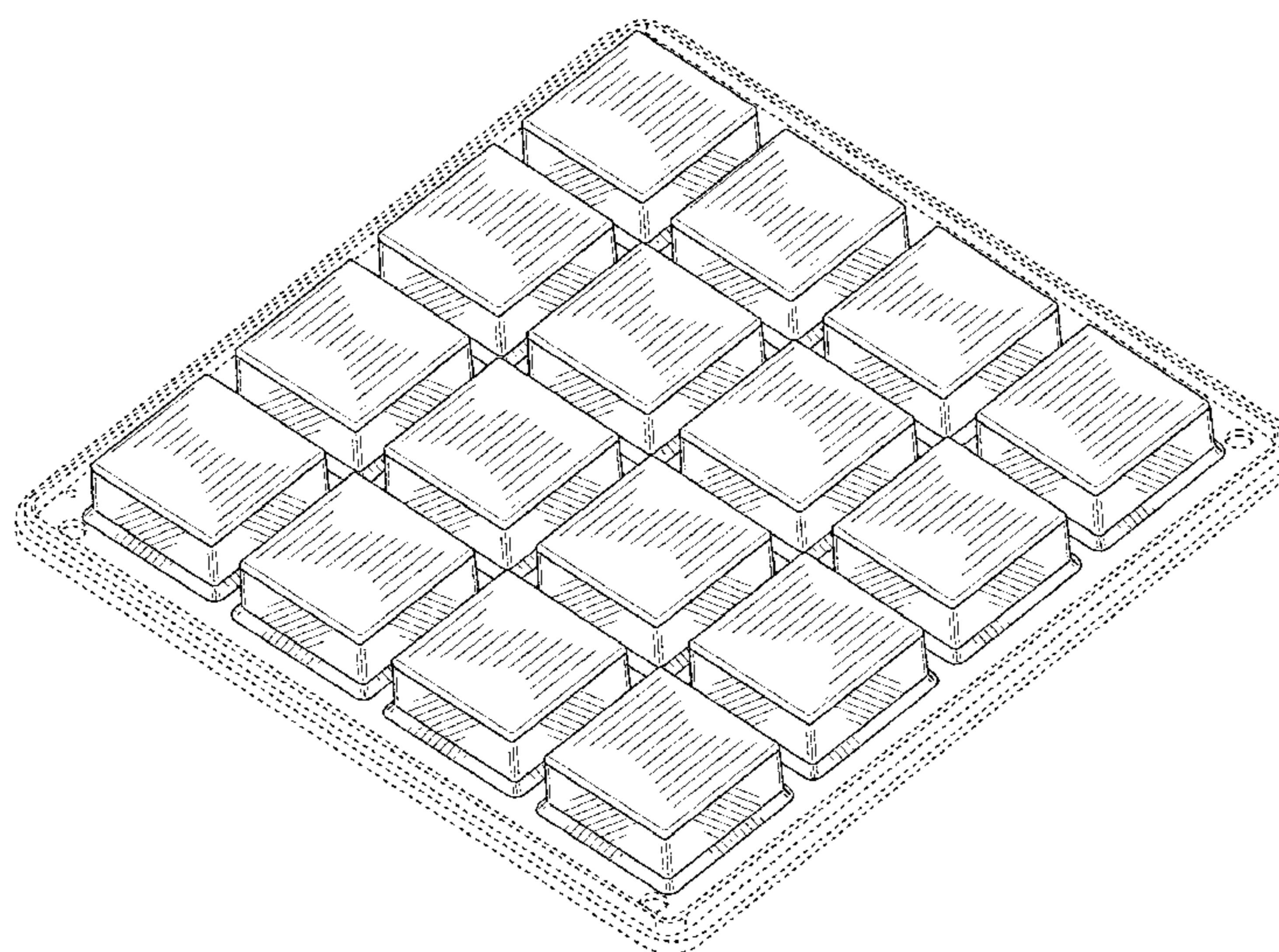
(57) **CLAIM**

The ornamental design for a button matrix, as shown and described.

DESCRIPTION

FIG. 1 is a top perspective view of a button matrix showing our new design, with the top surface of each button being opaque and the sides of each button being translucent; FIG. 2 is a bottom perspective view thereof; FIG. 3 is a top view thereof; FIG. 4 is a bottom view thereof; FIG. 5 is a front elevation view thereof; FIG. 6 is a rear elevation view thereof; FIG. 7 is a left side elevation view thereof; and, FIG. 8 is a right side elevation view thereof. The parts shown in broken lines are for illustrative purposes only and form no part of the claimed design.

1 Claim, 6 Drawing Sheets



US D683,707 S

Page 2

U.S. PATENT DOCUMENTS

D292,404 S *	10/1987	Wilson et al.	D14/385	D549,710 S *	8/2007	Hynecek et al.	D14/455
D294,764 S *	3/1988	Fincke	D99/43	7,439,959 B2 *	10/2008	Griffin et al.	345/169
D298,544 S *	11/1988	Gerardy	D18/2	D582,355 S *	12/2008	Ohlert et al.	D13/164
4,866,764 A *	9/1989	Barker, III	379/355.01	D592,646 S *	5/2009	Sun et al.	D14/218
D305,018 S *	12/1989	Pena et al.	D13/164	7,884,803 B2 *	2/2011	Huang	345/169
D380,212 S *	6/1997	Colby	D14/443	7,893,375 B2 *	2/2011	Chang et al.	200/314
D412,337 S *	7/1999	Hamano	D16/237	8,289,192 B2 *	10/2012	O'Donnell	341/22
6,660,948 B2 *	12/2003	Clegg et al.	200/5 A	2011/0024278 A1 *	2/2011	Wang	200/5 A
7,083,342 B2 *	8/2006	Griffin	400/485	2011/0233040 A1 *	9/2011	Cheng	200/5 A

* cited by examiner

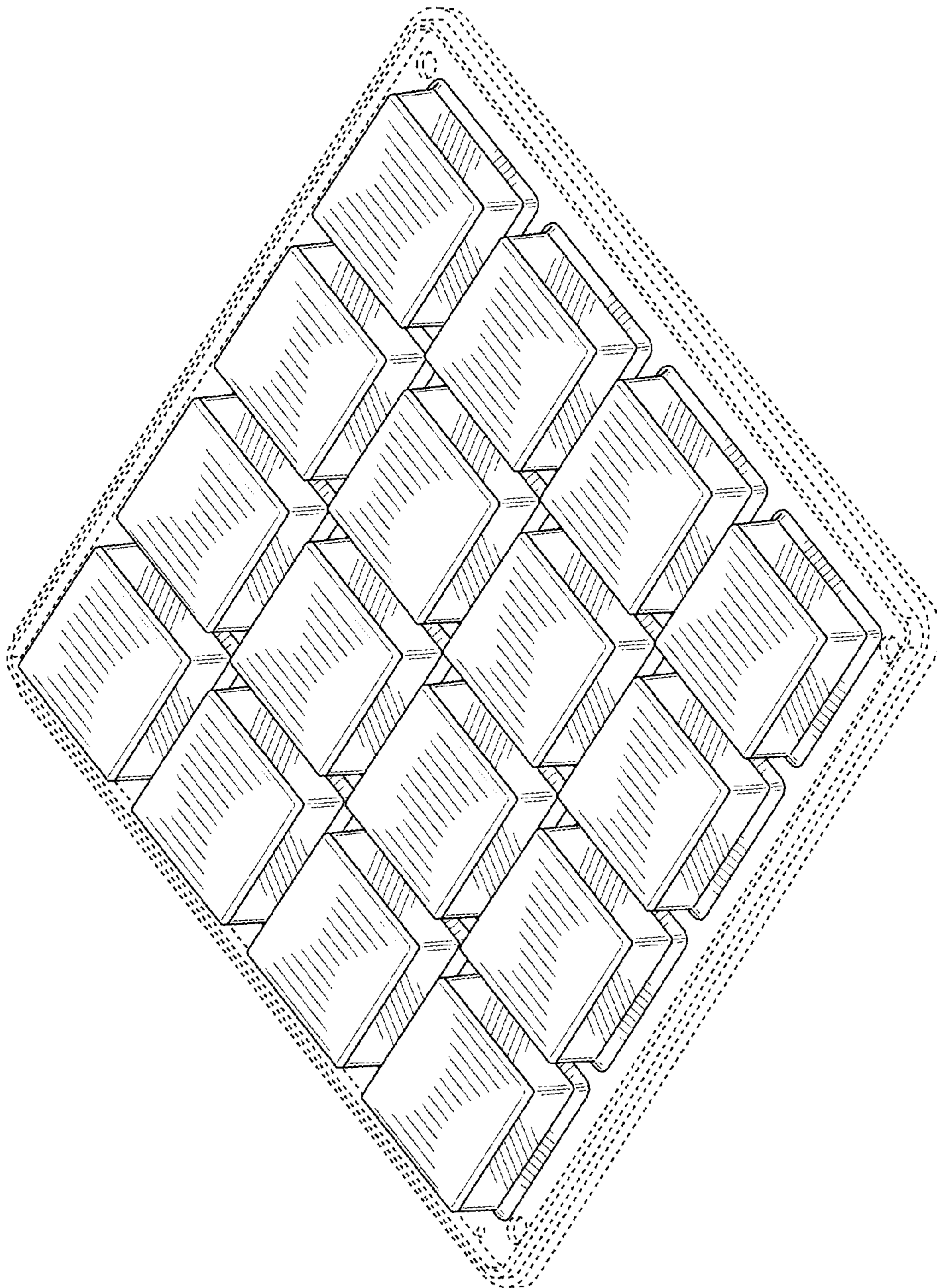


FIG. 1

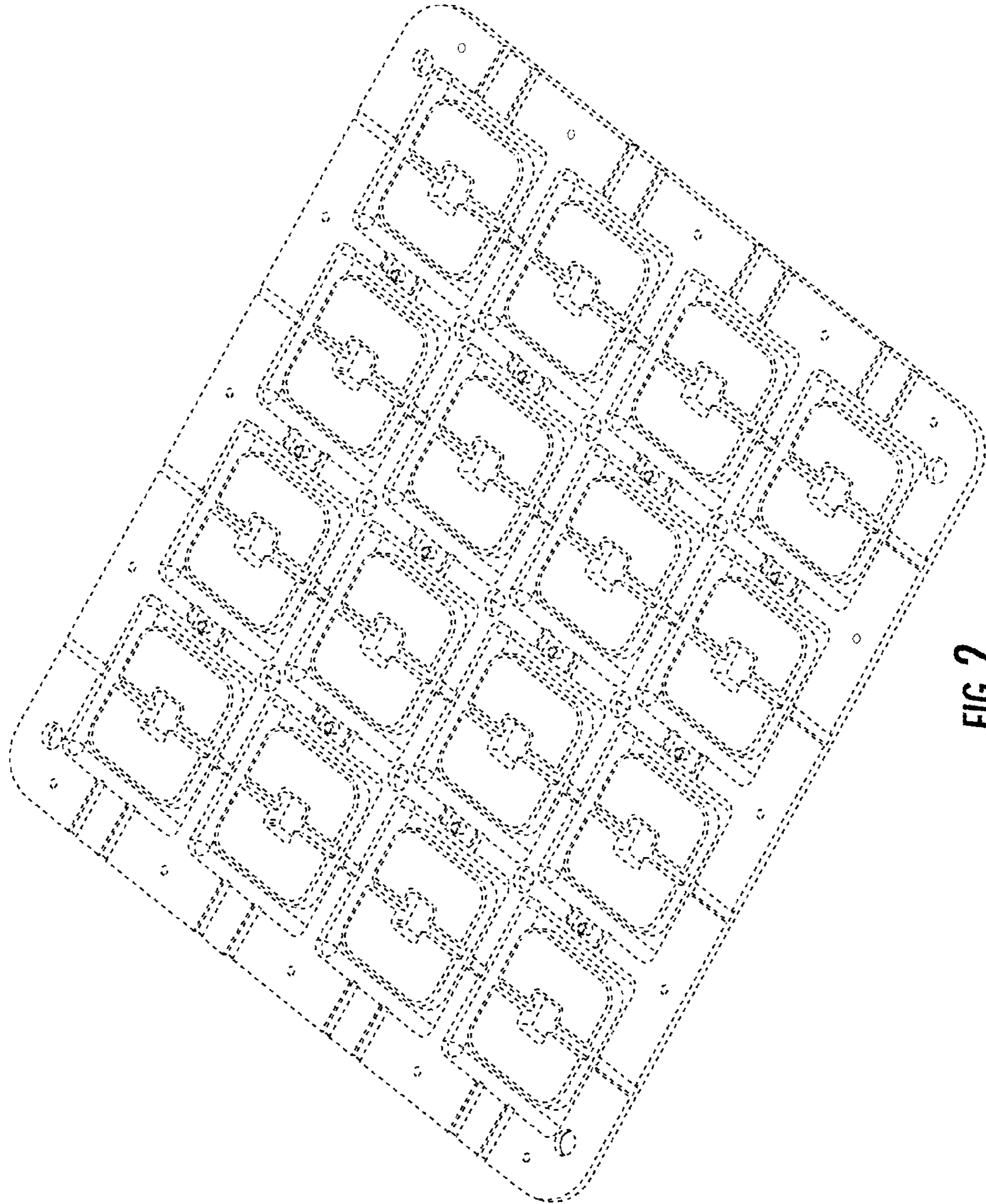


FIG. 2

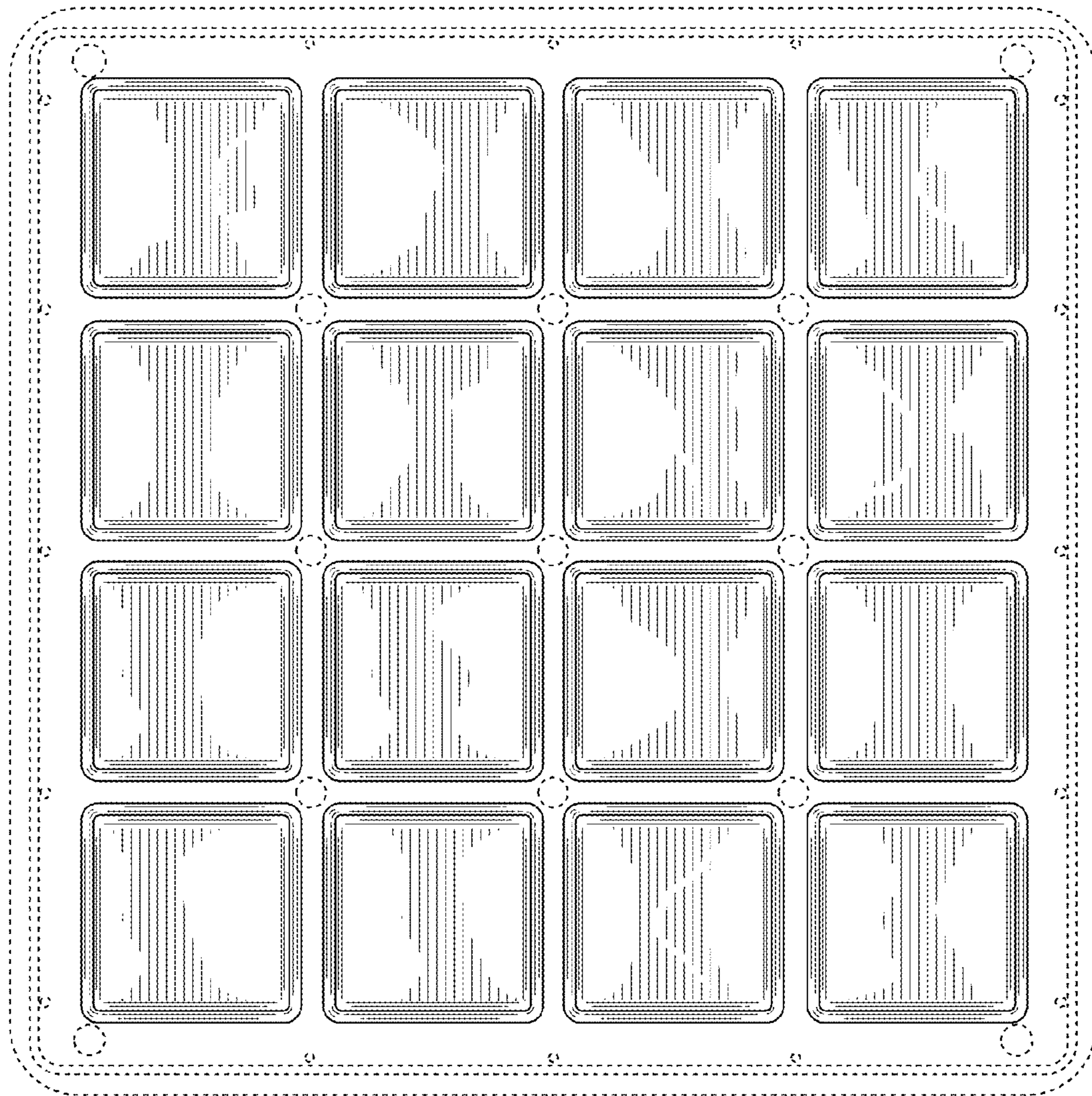


FIG. 3

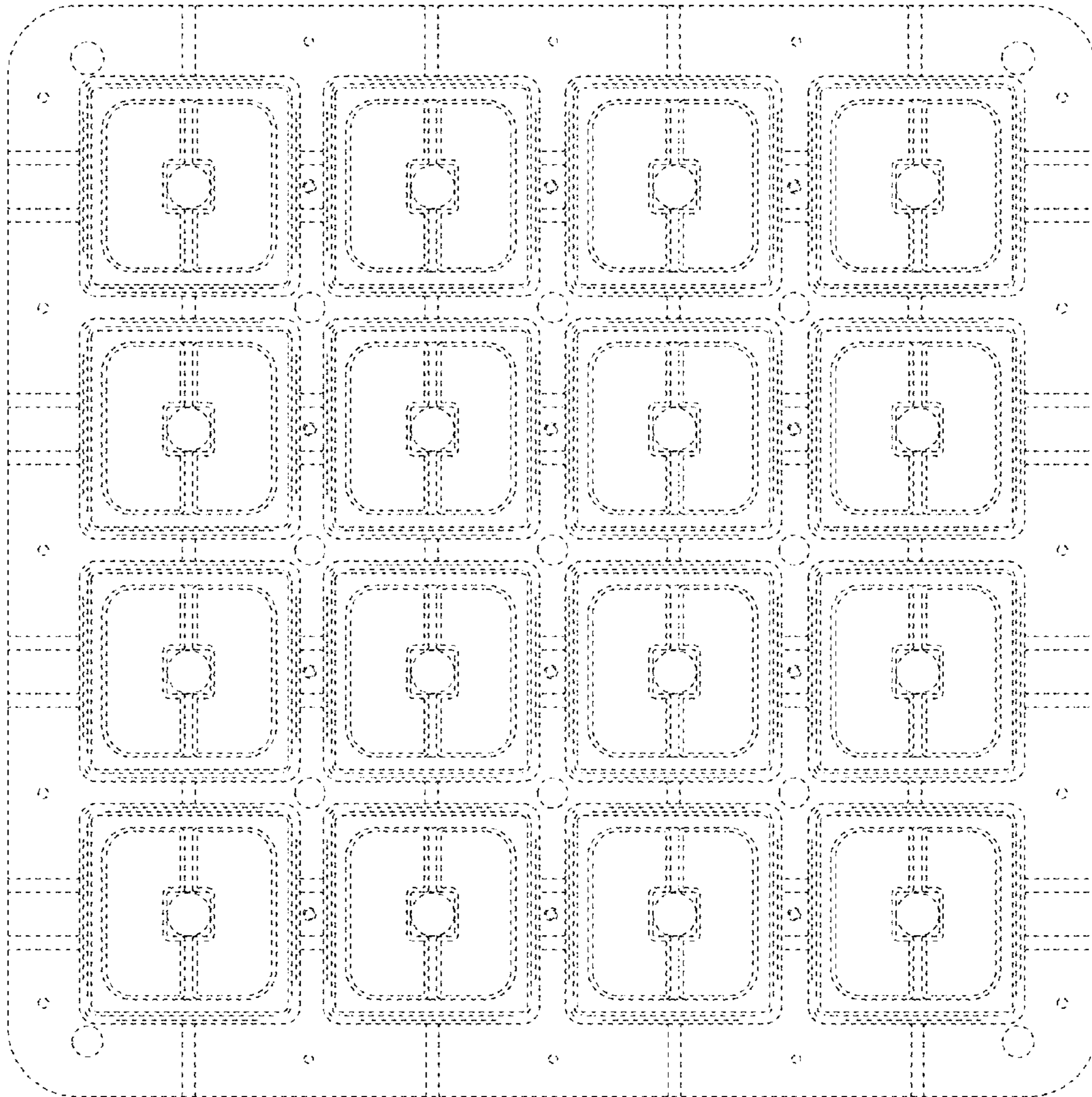


FIG. 4

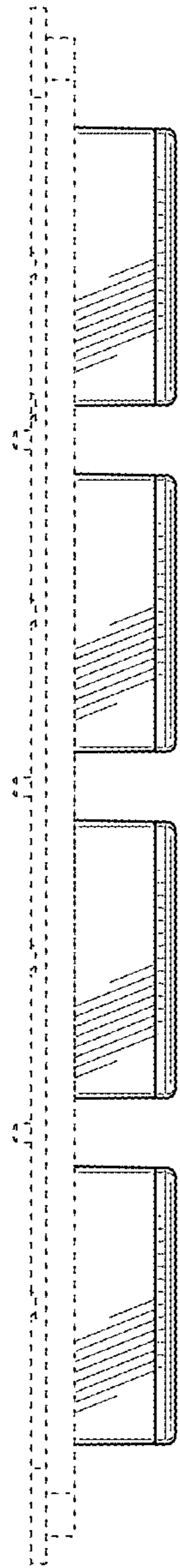


FIG. 5

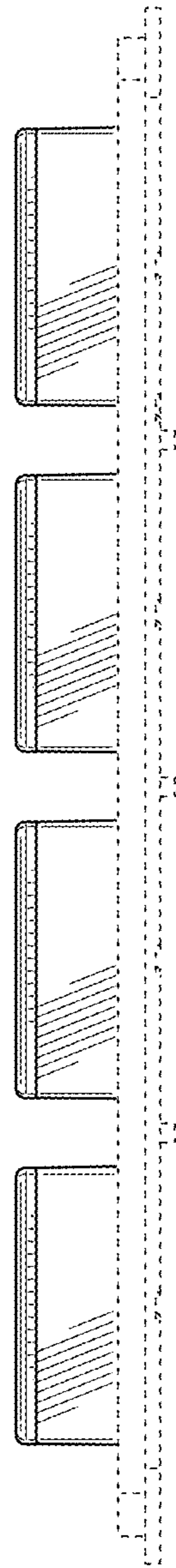


FIG. 6

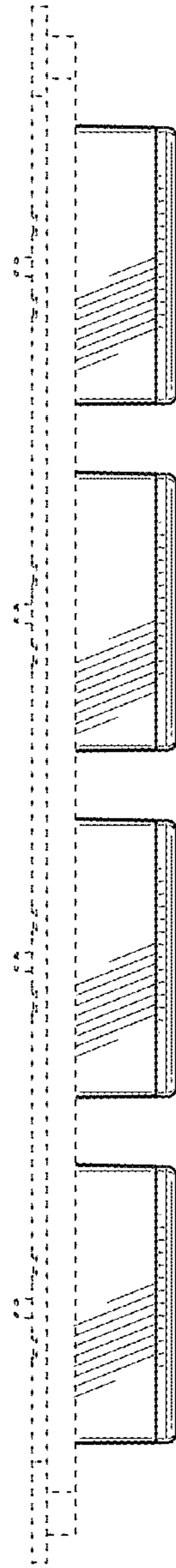


FIG. 7

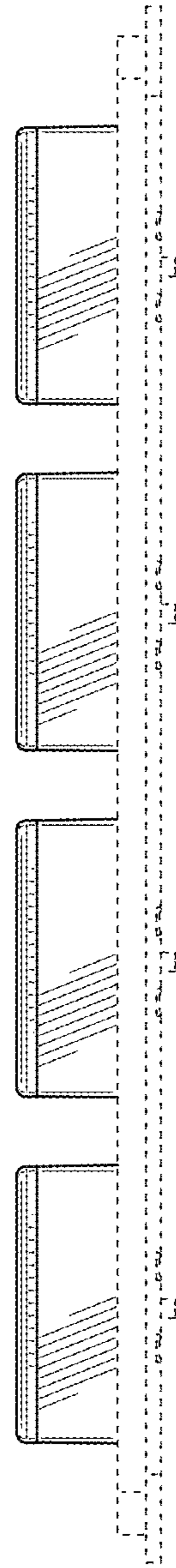


FIG. 8