



US00D683700S

(12) **United States Design Patent**
Ferrari et al.

(10) **Patent No.:** **US D683,700 S**
(45) **Date of Patent:** **** Jun. 4, 2013**

(54) **BATTERY DOOR**

(75) Inventors: **Marco Sixtus Ferrari**, Waterloo (CA);
Todd Andrew Wood, Toronto (CA);
Ingve Holmung, Toronto (CA); **Di Tao**,
Toronto (CA); **Min Zhu**, Waterloo (CA)

(73) Assignee: **Research In Motion Limited**, Waterloo,
Ontario (CA)

(**) **Term:** **14 Years**

(21) Appl. No.: **29/384,271**

(22) Filed: **Jan. 28, 2011**

(51) **LOC (9) Cl.** **13-02**

(52) **U.S. Cl.**
USPC **D13/119**

(58) **Field of Classification Search**
USPC D13/102-106, 110, 118-119, 184;
429/96-100, 163, 176; D14/138 R, 240, 248,
D14/250-251, 253, 432, 440; 361/679.01,
361/679.41, 679.56; 455/556.2, 575.1

See application file for complete search history.

(56) **References Cited**

U.S. PATENT DOCUMENTS

D378,366	S	*	3/1997	Nagele et al.	D13/103
D403,265	S	*	12/1998	Nagele et al.	D13/119
D482,683	S	*	11/2003	Burns et al.	D14/248
D609,226	S	*	2/2010	Hofer et al.	D14/248
D665,809	S	*	8/2012	Wang et al.	D14/439
D666,188	S	*	8/2012	Li	D14/248
8,247,110	B2	*	8/2012	Li	429/175
8,357,466	B2	*	1/2013	Chang	429/175

* cited by examiner

Primary Examiner — Rosemary K Tarcza

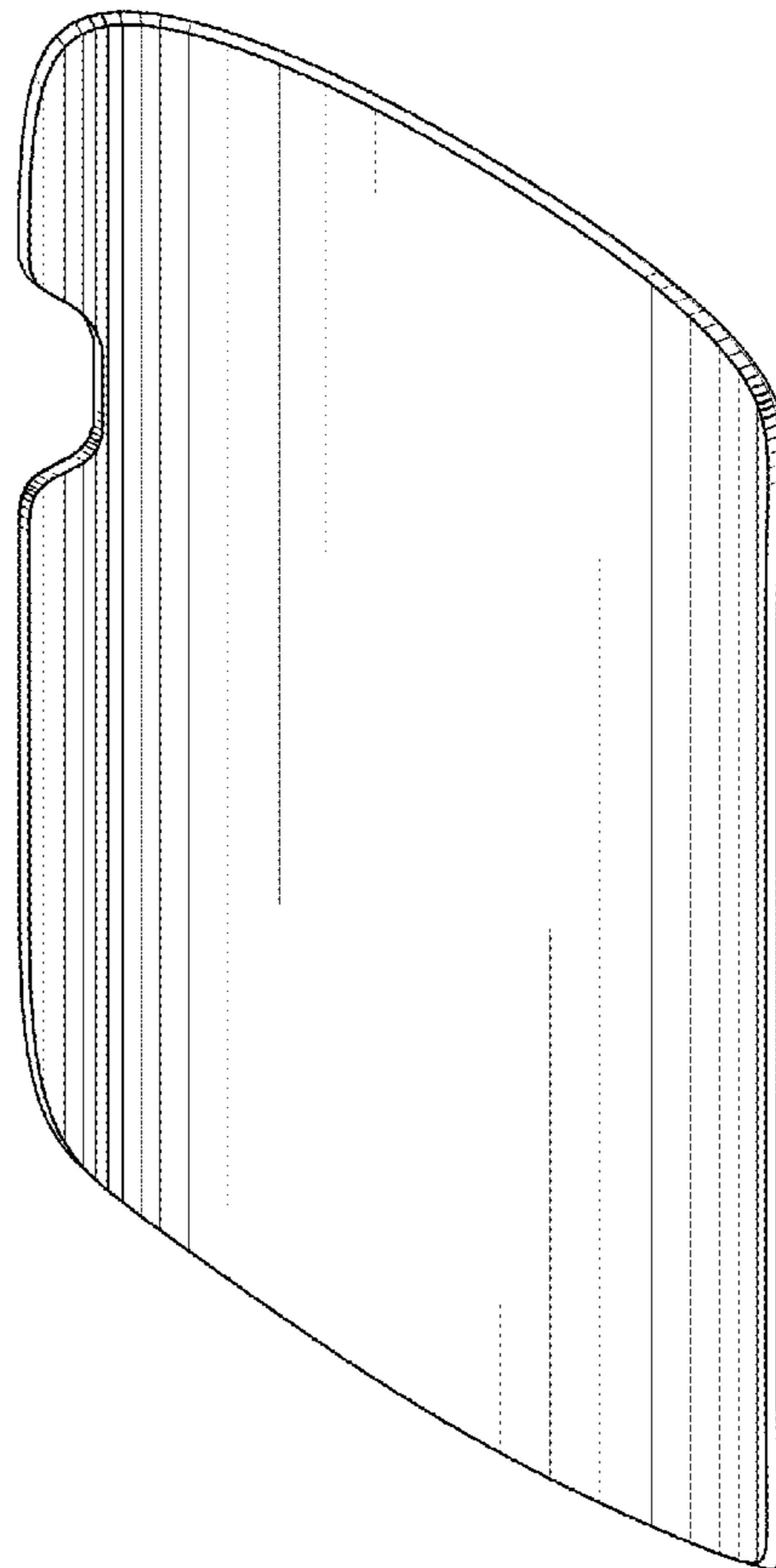
(57) **CLAIM**

We claim the ornamental design for a battery door, as shown and described.

DESCRIPTION

FIG. 1 is a back perspective view of a battery door;
FIG. 2 is a front perspective view of the battery door;
FIG. 3 is a front elevational view thereof;
FIG. 4 is a back elevational view thereof;
FIG. 5 is a right elevational view thereof;
FIG. 6 is a left elevational view thereof;
FIG. 7 is a top plan view thereof; and,
FIG. 8 is a bottom plan view thereof.

1 Claim, 6 Drawing Sheets



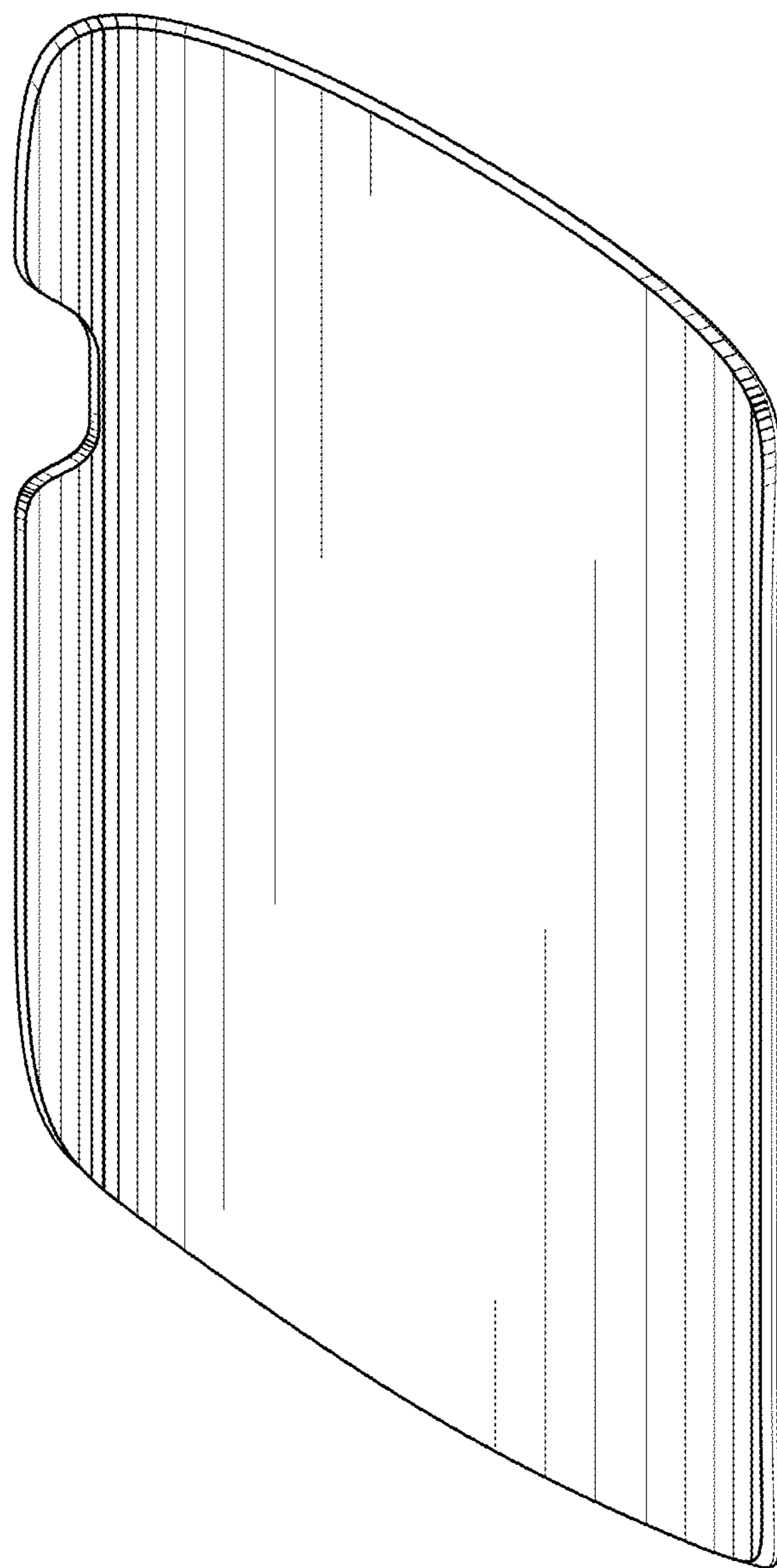


FIG.1

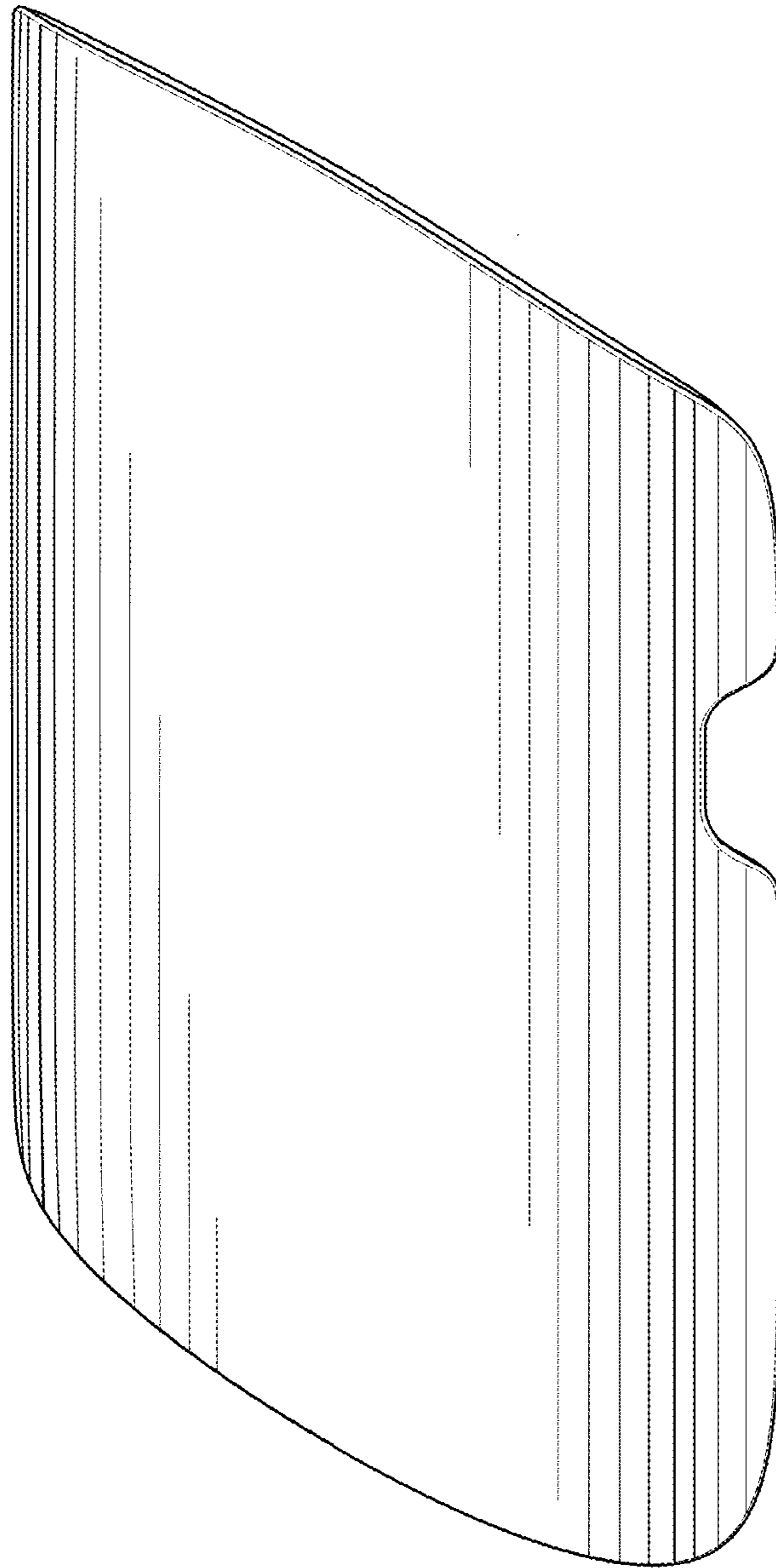


FIG.2




FIG.3

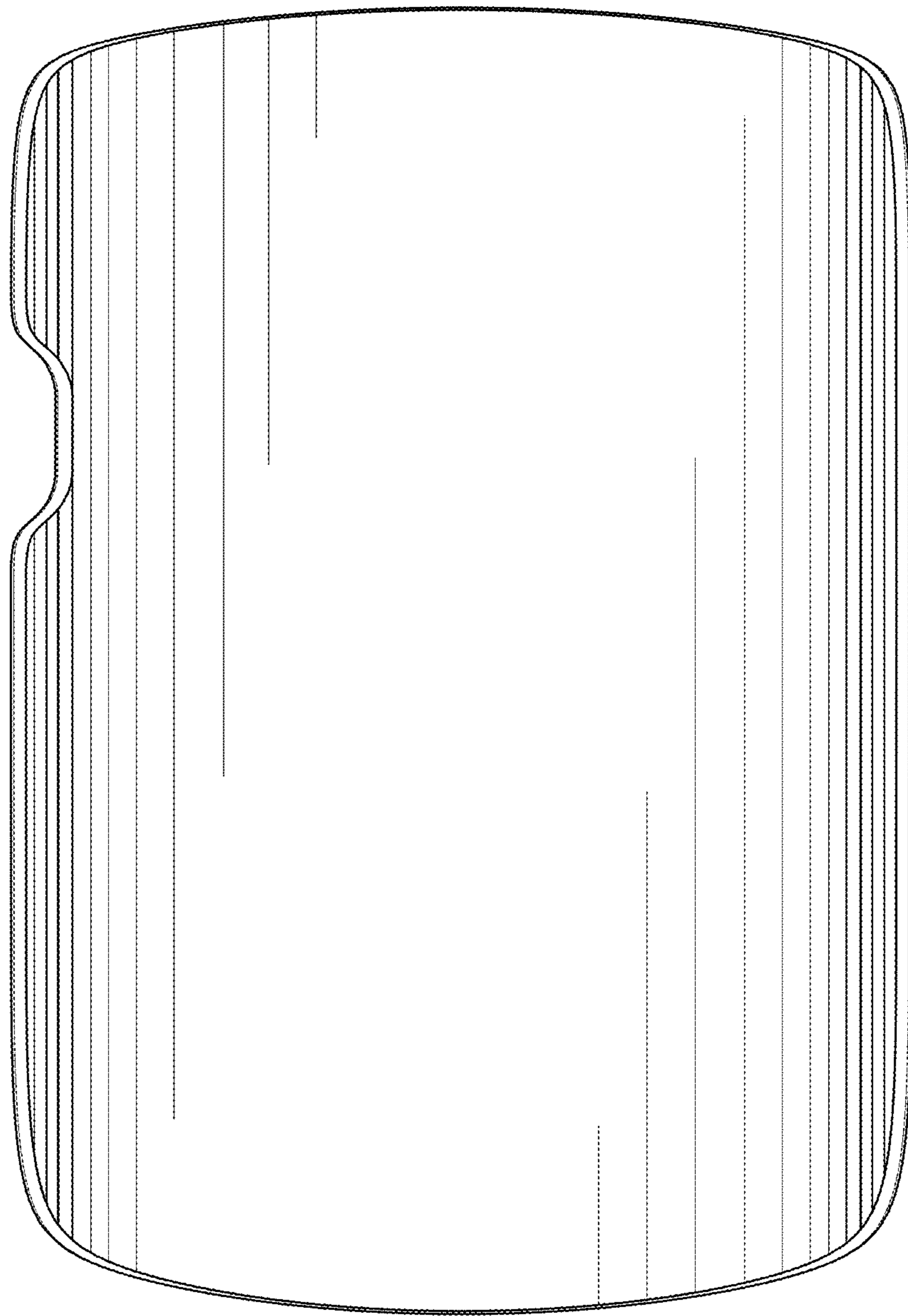


FIG.4

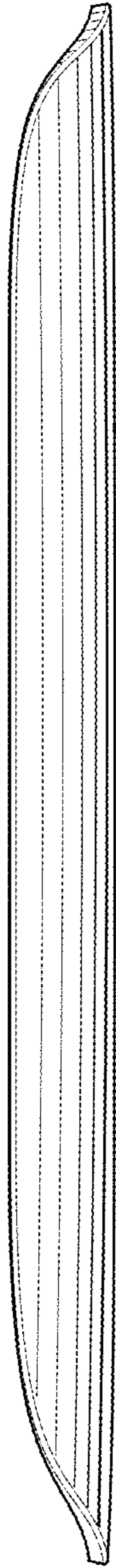


FIG. 5

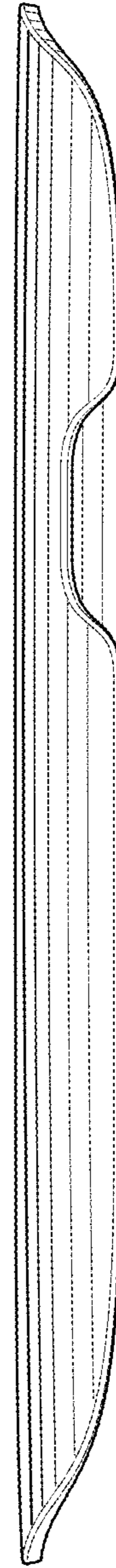


FIG. 6




FIG. 7




FIG. 8