



US00D683690S

(12) **United States Design Patent**
Zumhof

(10) **Patent No.:** **US D683,690 S**

(45) **Date of Patent:** **** Jun. 4, 2013**

(54) **WHEEL SPRAY SHIELD**

(71) Applicant: **Kevin J. Zumhof**, Dubuque, IA (US)

(72) Inventor: **Kevin J. Zumhof**, Dubuque, IA (US)

(**) Term: **14 Years**

(21) Appl. No.: **29/438,717**

(22) Filed: **Dec. 3, 2012**

(51) **LOC (9) Cl.** **12-16**

(52) **U.S. Cl.**
USPC **D12/213**

(58) **Field of Classification Search**
USPC D12/213, 400; 40/587; 294/131;
301/108.1–108.5, 37.101–104, 37.21, 37.39,
301/37.41, 37.42, 37.109, 37.31; 118/504–505
See application file for complete search history.

(56) **References Cited**

U.S. PATENT DOCUMENTS

D377,332 S	*	1/1997	Cruz, III	D12/213
D402,614 S	*	12/1998	Martinez	D12/213
D418,102 S		12/1999	Schehr		
D491,874 S	*	6/2004	Cook	D12/213
D504,652 S	*	5/2005	Woodberry	D12/213

D569,324 S	*	5/2008	Gosnell et al.	D12/213
D659,629 S	*	5/2012	Williams et al.	D12/213
D668,201 S		10/2012	Zumhof		

* cited by examiner

Primary Examiner — Stacia Cadmus

(74) *Attorney, Agent, or Firm* — Jason R. Sytsma;
Shuttleworth & Ingersoll, PLC


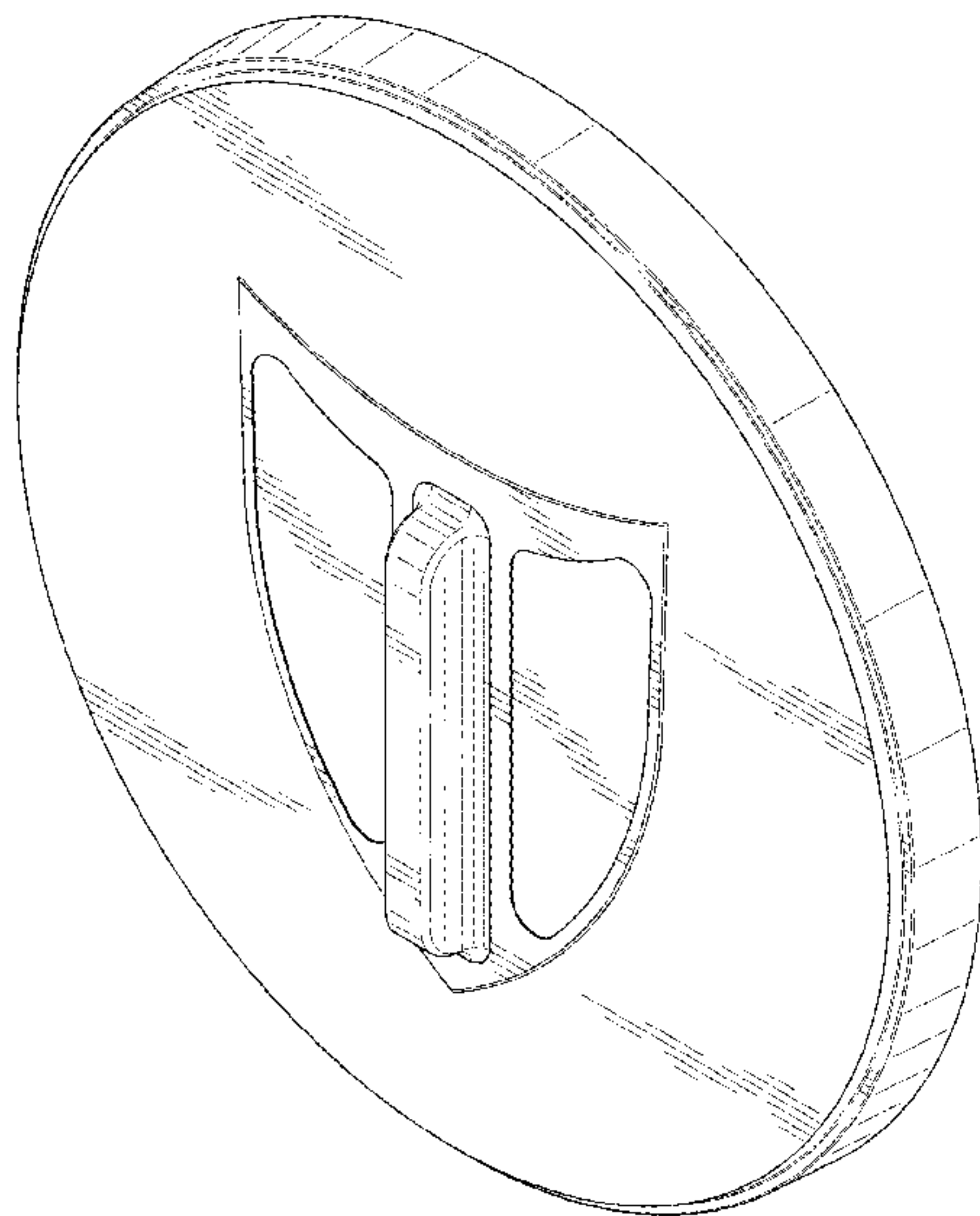
(57) **CLAIM**

The ornamental design for the wheel spray shield, shown and described.

DESCRIPTION

FIG. 1 is a front and right-side perspective view of a wheel spray shield according to the invention;
FIG. 2 is a front view of the wheel spray shield of FIG. 1;
FIG. 3 is a back view of the wheel spray shield of FIG. 1;
FIG. 4 is a left side view of the wheel spray shield of FIG. 1;
FIG. 5 is a right-side view of the wheel spray shield of FIG. 1;
FIG. 6 is a bottom-side view of the wheel spray shield of FIG. 1; and,
FIG. 7 is a top-side view of the wheel spray shield of FIG. 1.
The broken line showing of the rear of the wheel spray shield in FIG. 3 is included for the purpose of illustrating unclaimed surfaces and forms no part of the claimed design.

1 Claim, 5 Drawing Sheets



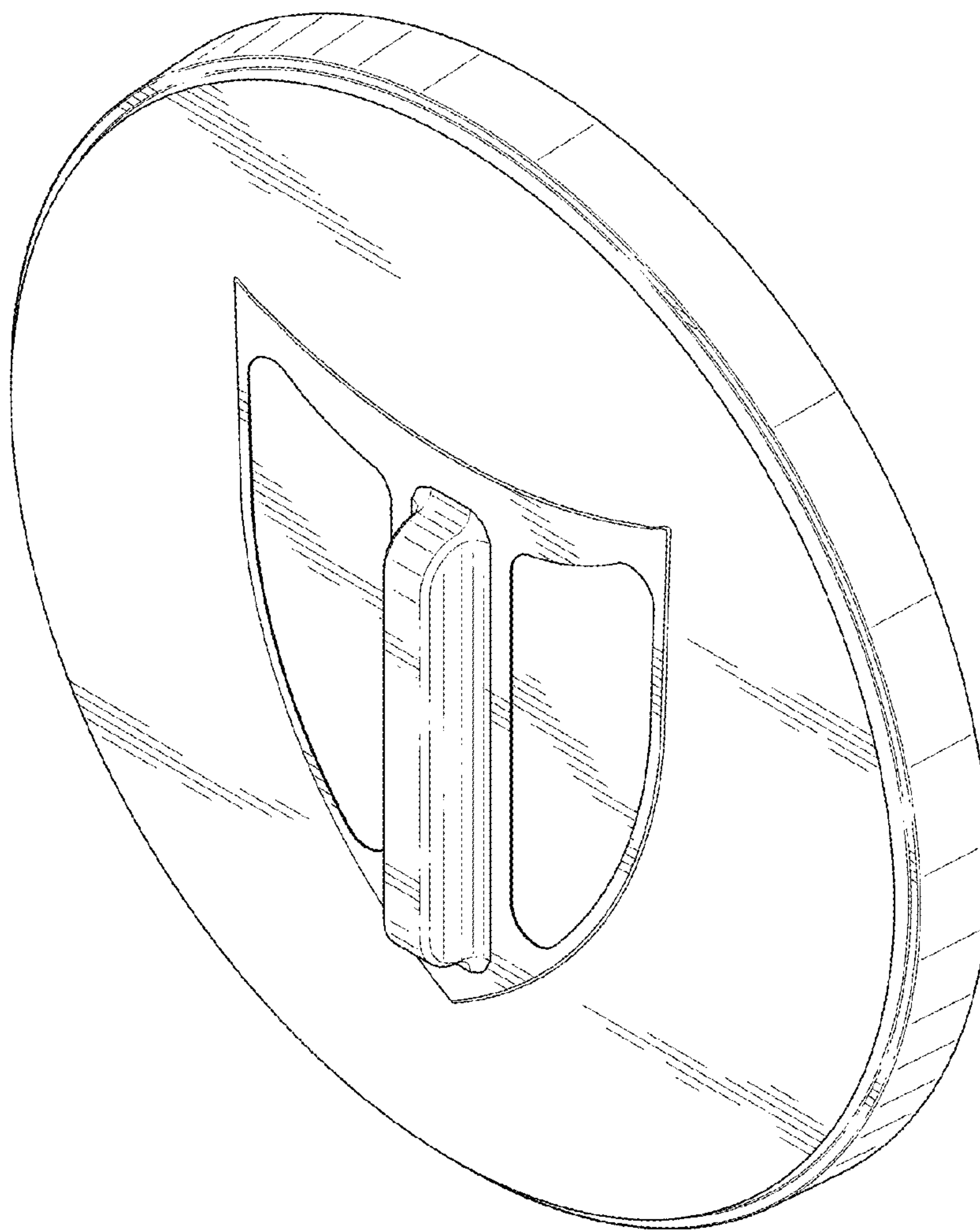


FIG. 1




FIG. 2

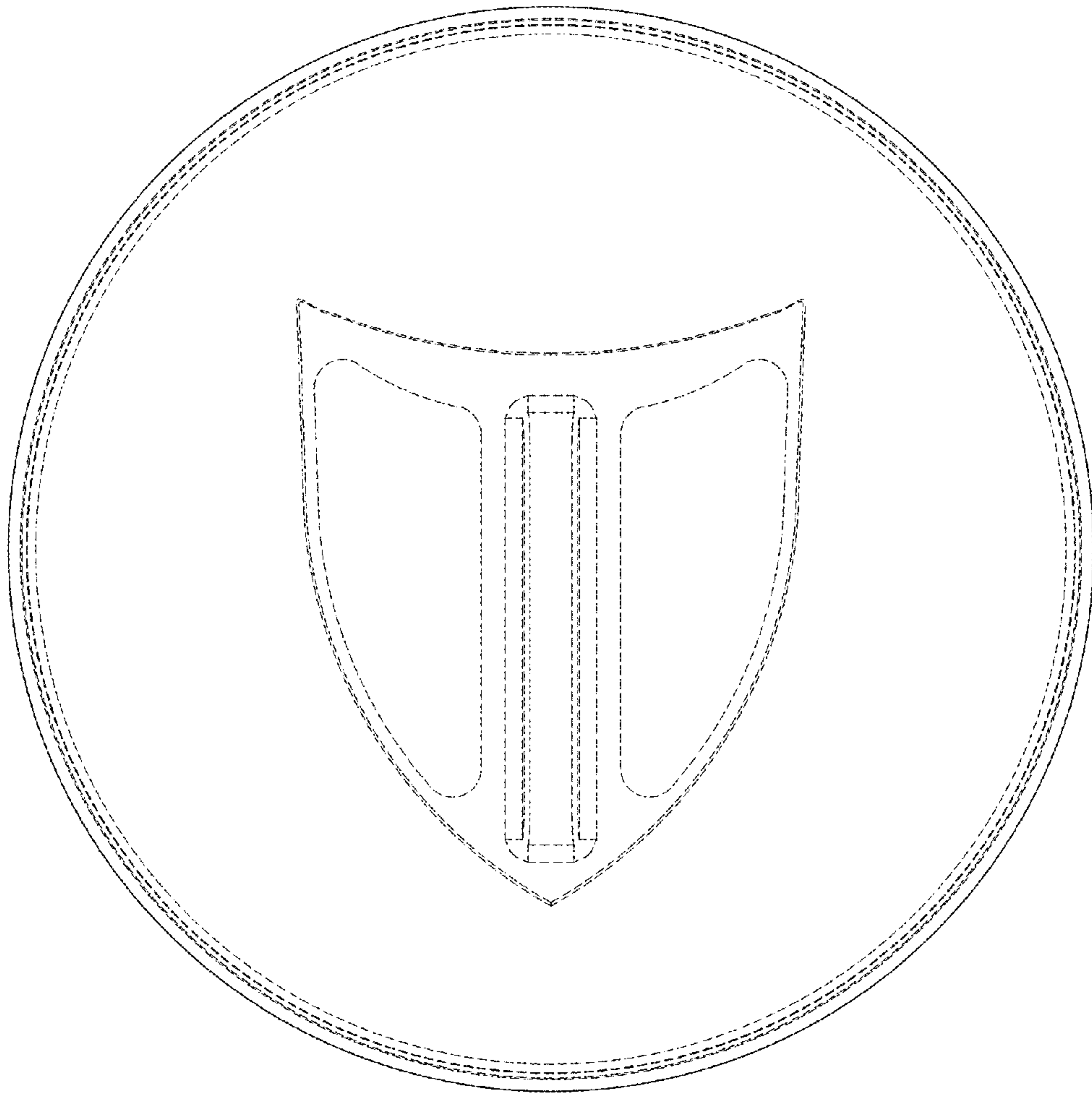


FIG. 3




FIG. 4




FIG. 5

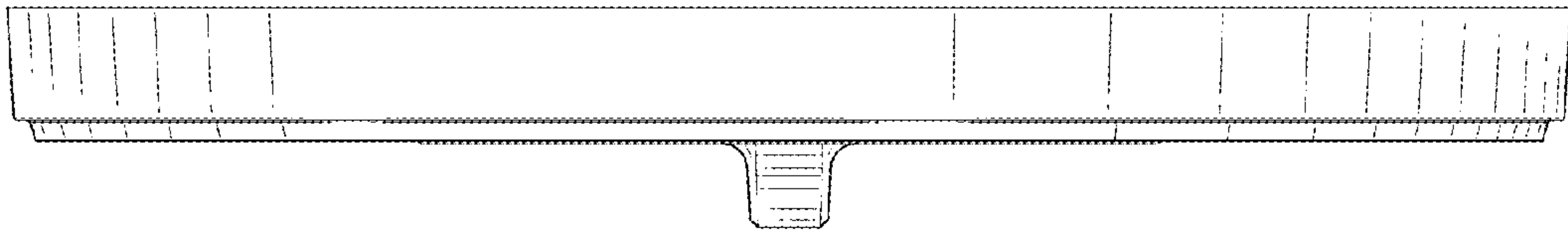


FIG. 6

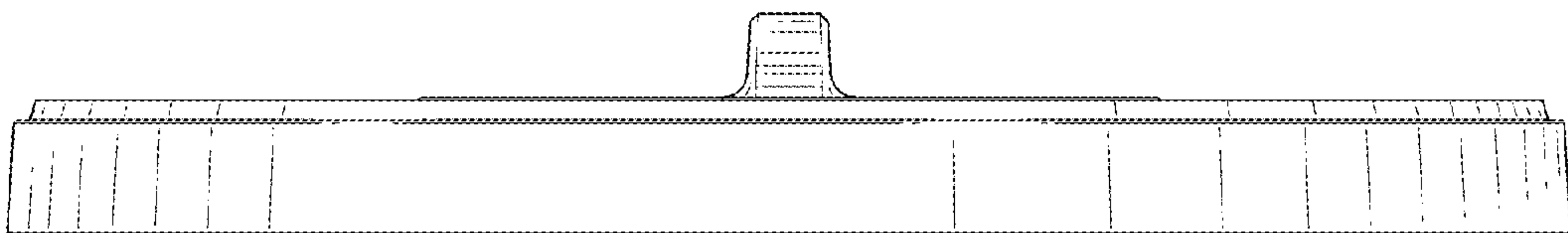


FIG. 7