



US00D683686S

(12) **United States Design Patent**  
**Alfonso**

(10) **Patent No.:** **US D683,686 S**  
(45) **Date of Patent:** **\*\* Jun. 4, 2013**

- (54) **AUTOMOBILE WHEEL**
- (71) Applicant: **Ernie R. Alfonso**, Pomona, CA (US)
- (72) Inventor: **Ernie R. Alfonso**, Pomona, CA (US)
- (73) Assignee: **Direct Wheel Inc.**, Pomona, CA (US)
- (\*\*) Term: **14 Years**
- (21) Appl. No.: **29/434,156**
- (22) Filed: **Oct. 10, 2012**
- (51) **LOC (9) Cl.** ..... **12-16**
- (52) **U.S. Cl.**  
USPC ..... **D12/211**
- (58) **Field of Classification Search**  
USPC ..... D12/204-213; 301/37.101, 64.101,  
301/65, 64.201  
See application file for complete search history.

D543,493 S *	5/2007	Kim .....	D12/209
D578,458 S *	10/2008	Cortes .....	D12/211
D582,334 S *	12/2008	Fournier .....	D12/211
D582,831 S *	12/2008	Musser .....	D12/211
D590,315 S *	4/2009	Chung .....	D12/209
D597,012 S *	7/2009	Chung .....	D12/211
D624,863 S *	10/2010	Zhao .....	D12/211
D655,666 S *	3/2012	Zhao .....	D12/211
D656,450 S *	3/2012	Zhao .....	D12/211
D656,878 S *	4/2012	Johnson .....	D12/211
D670,227 S *	11/2012	Chung .....	D12/211

\* cited by examiner

*Primary Examiner* — Stacia Cadmus  
(74) *Attorney, Agent, or Firm* — Adli Law Group P.C.

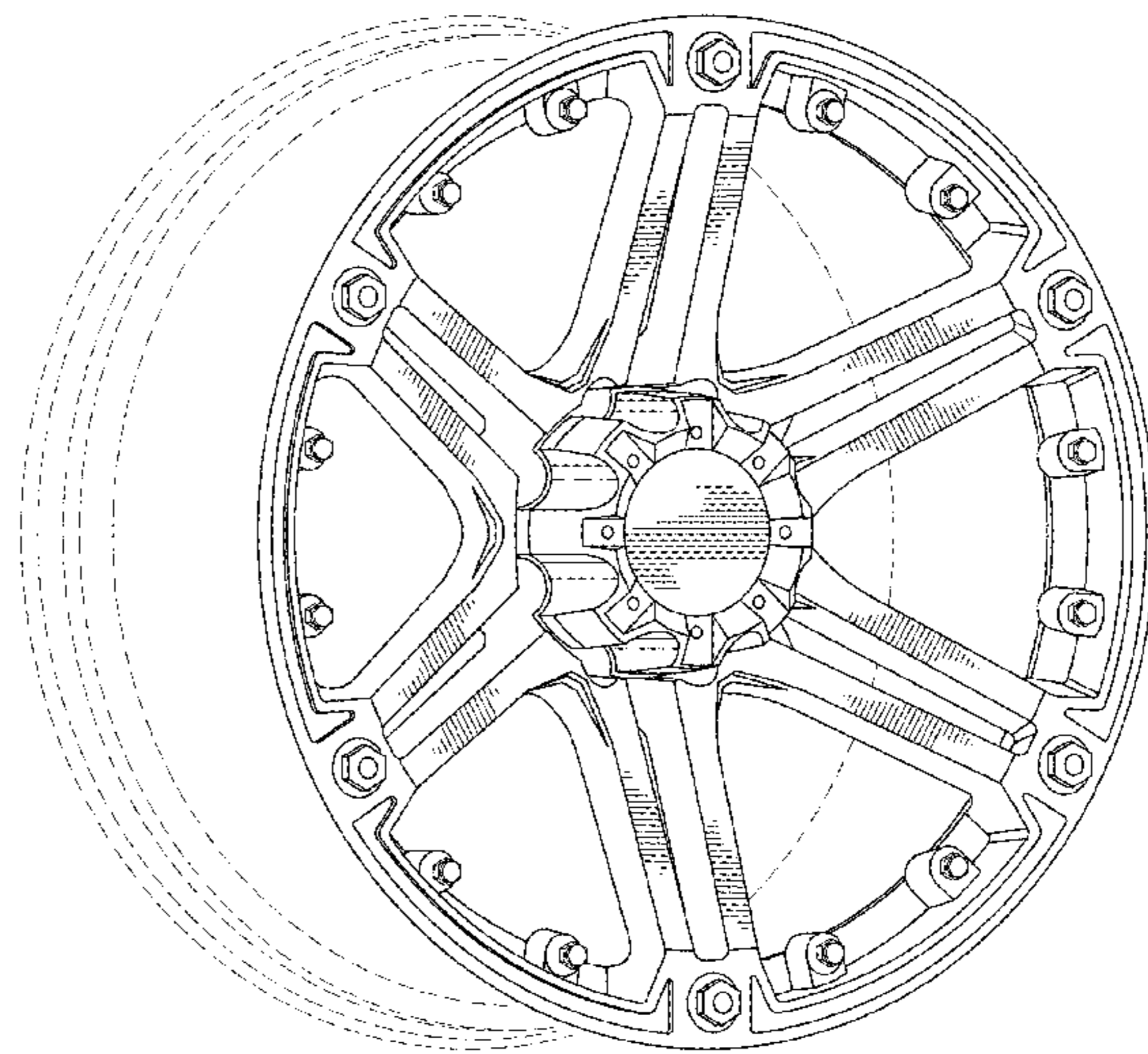

(57) **CLAIM**  
The ornamental design for an automobile wheel, as shown and described.


**DESCRIPTION**

FIG. 1 is a front elevational view of an automobile wheel, showing my new design; and, FIG. 2 is perspective view thereof. The broken line showing of the rear of the rim is included for the purpose of illustrating environment and forms no part of the claimed design.

**1 Claim, 2 Drawing Sheets**

- (56) **References Cited**  
**U.S. PATENT DOCUMENTS**  
D470,812 S \* 2/2003 Chu ..... D12/211  
D482,307 S \* 11/2003 Lee ..... D12/211  
D528,062 S \* 9/2006 Hosoi ..... D12/211  
D535,606 S \* 1/2007 Hernandez ..... D12/211





*FIG. 1*




FIG. 2