



US00D683683S

(12) **United States Design Patent**
Thurner

(10) **Patent No.:** **US D683,683 S**
(45) **Date of Patent:** **** Jun. 4, 2013**

(54) **WHEEL OR WHEEL COVER**
(71) Applicant: **Bayerische Motoren Werke Aktiengesellschaft, Munich (DE)**
(72) Inventor: **Andreas Thurner, Scheyern (DE)**
(73) Assignee: **Bayerische Motoren Werke Aktiengesellschaft, Munich (DE)**

D516,490 S 3/2006 Baer
D527,326 S * 8/2006 Pfeiffer D12/209
D538,730 S 3/2007 Thurner
D599,267 S 9/2009 Morgenstern et al.
D620,421 S * 7/2010 Lamm et al. D12/209
D623,109 S 9/2010 Markefka
D641,677 S 7/2011 Weil
D644,157 S * 8/2011 Antoniadis et al. D12/211
D644,586 S 9/2011 Baum
D658,560 S 5/2012 Thurner

(**) Term: **14 Years**
(21) Appl. No.: **29/435,532**
(22) Filed: **Oct. 25, 2012**

FOREIGN PATENT DOCUMENTS

DE 40104441.6 9/2001
EM 000226436-0002 11/2004
EM 000573753-0001 9/2006
EM 000936281-0001 11/2009
EM 001036552-0001 11/2009
EM 001558883-0006 4/2010
EM 001772922-0006 8/2012
EM 001772922-0008 8/2012
EM 001812504-0001 8/2012

(30) **Foreign Application Priority Data**
Apr. 26, 2012 (DE) 40 2012 100 328
(51) **LOC (9) Cl.** **12-16**
(52) **U.S. Cl.**
USPC **D12/209**
(58) **Field of Classification Search**
USPC D12/204-213; 301/37.101, 64.101,
301/65, 64.201
See application file for complete search history.

* cited by examiner

Primary Examiner — Stacia Cadmus
(74) *Attorney, Agent, or Firm* — Crowell & Moring LLP

(56) **References Cited**

U.S. PATENT DOCUMENTS

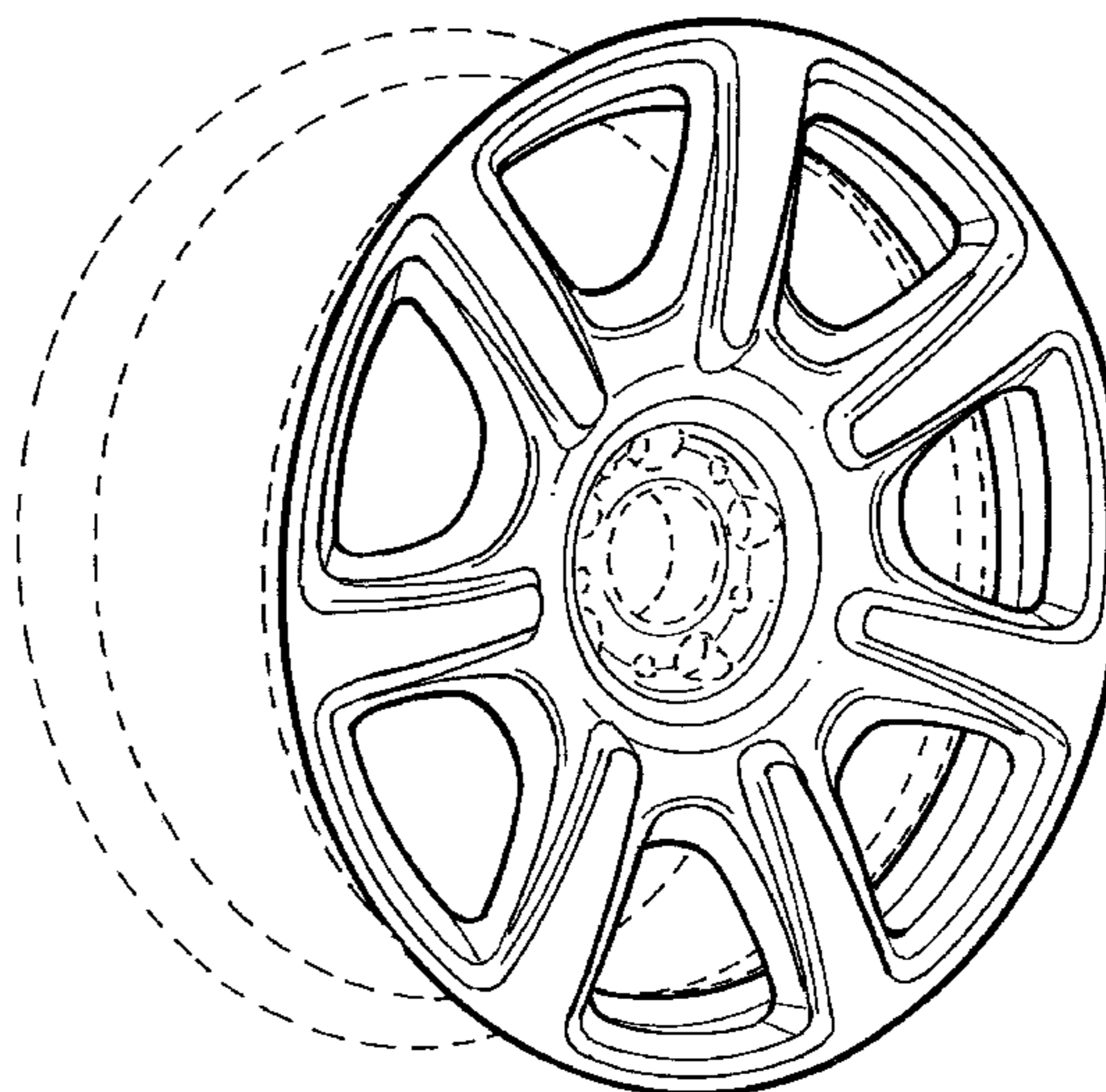

D407,681 S * 4/1999 Sacco et al. D12/209
D424,500 S * 5/2000 Johnson D12/209
D479,177 S 9/2003 Nordmann
D482,647 S * 11/2003 Lecher et al. D12/211
D484,446 S * 12/2003 Pfeiffer et al. D12/211
D494,120 S * 8/2004 Pfeiffer D12/209
D507,775 S * 7/2005 Pfeiffer D12/211
D510,307 S * 10/2005 Howes D12/209
D513,726 S * 1/2006 Kamimura D12/211
D515,494 S * 2/2006 Laengerer D12/211

(57) **CLAIM**
The ornamental design for a wheel or wheel cover, as shown and described.

DESCRIPTION

FIG. 1 is a front view of a wheel or wheel cover according to my design; and,
FIG. 2 is a perspective view thereof.
The broken line showing of the rear of the wheel and the bolt holes and center opening in the central hub area is included for the purpose of illustrating environment and forms no part of the claimed design.

1 Claim, 1 Drawing Sheet



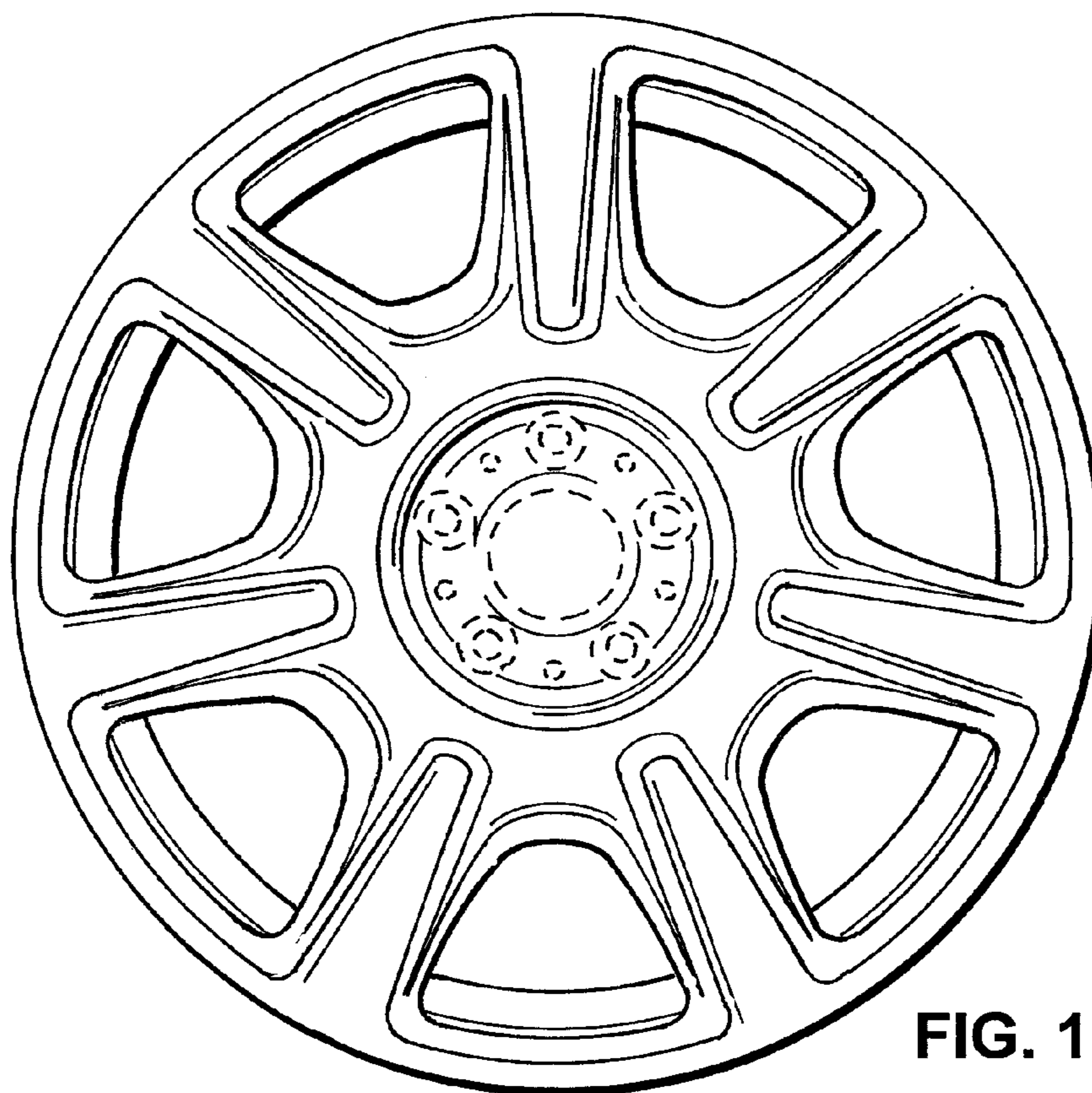


FIG. 1

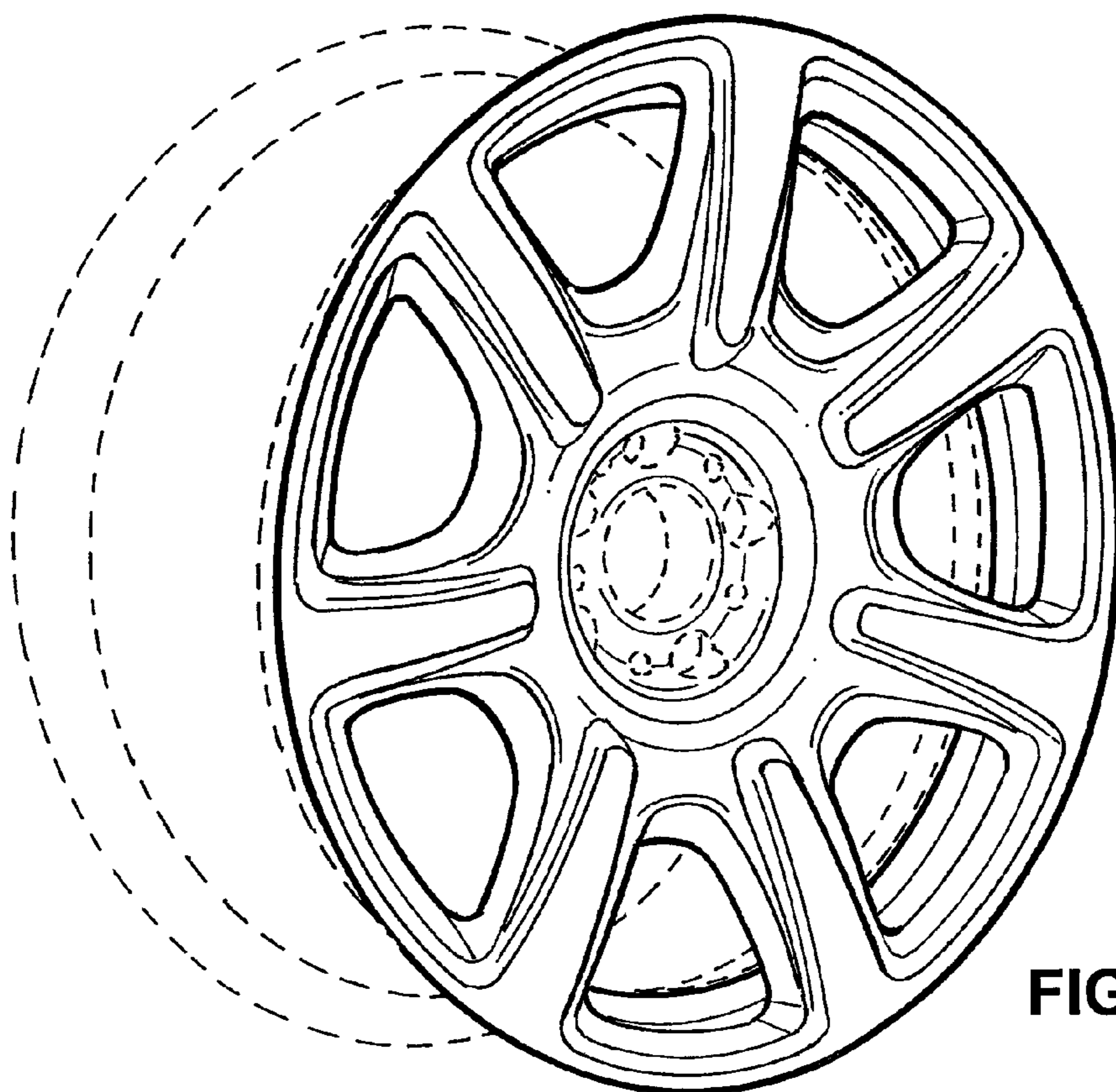


FIG. 2