



US00D683674S

(12) **United States Design Patent**
Watanabe

(10) **Patent No.:** **US D683,674 S**
(45) **Date of Patent:** **** *Jun. 4, 2013**

(54) **HOOD FOR AUTOMOBILE**

(75) Inventor: **Kazuhiko Watanabe**, Atsugi (JP)

(73) Assignee: **Nissan Motor Co., Ltd.**, Yokohama (JP)

(*) Notice: This patent is subject to a terminal disclaimer.

(**) Term: **14 Years**

(21) Appl. No.: **29/403,026**

(22) Filed: **Sep. 30, 2011**

(30) **Foreign Application Priority Data**

Apr. 5, 2011 (JP) 2011-007866

(51) **LOC (9) Cl.** **12-16**

(52) **U.S. Cl.**
USPC **D12/173**

(58) **Field of Classification Search**
USPC D12/173, 196, 86, 90-92; 180/69.21,
180/69.2, 69.22
See application file for complete search history.

(56) **References Cited**

U.S. PATENT DOCUMENTS

D575,701 S *	8/2008	Zavatski et al.	D12/173
D580,324 S *	11/2008	Lamm	D12/173
D597,899 S *	8/2009	Di Buduo	D12/173
D600,610 S *	9/2009	Lamm	D12/173
D609,144 S *	2/2010	Takayama	D12/173
D610,505 S *	2/2010	Bucher et al.	D12/173
D626,476 S *	11/2010	Loeb	D12/173
D645,800 S *	9/2011	Kumai et al.	D12/173

FOREIGN PATENT DOCUMENTS

JP	1330474 S	5/2008
JP	1334926 S	7/2008

* cited by examiner

Primary Examiner — Melody N Brown

(74) *Attorney, Agent, or Firm* — Global IP Counselors, LLP

(57) **CLAIM**

The ornamental design for a hood for an automobile, as shown and described.

DESCRIPTION

FIG. 1 is a front elevational view of a hood for an automobile showing my new design;

FIG. 2 is a rear elevational view thereof;

FIG. 3 is a top plan view thereof;

FIG. 4 is a bottom plan view thereof;

FIG. 5 is a right side elevational view thereof;

FIG. 6 is a left side elevational view thereof;

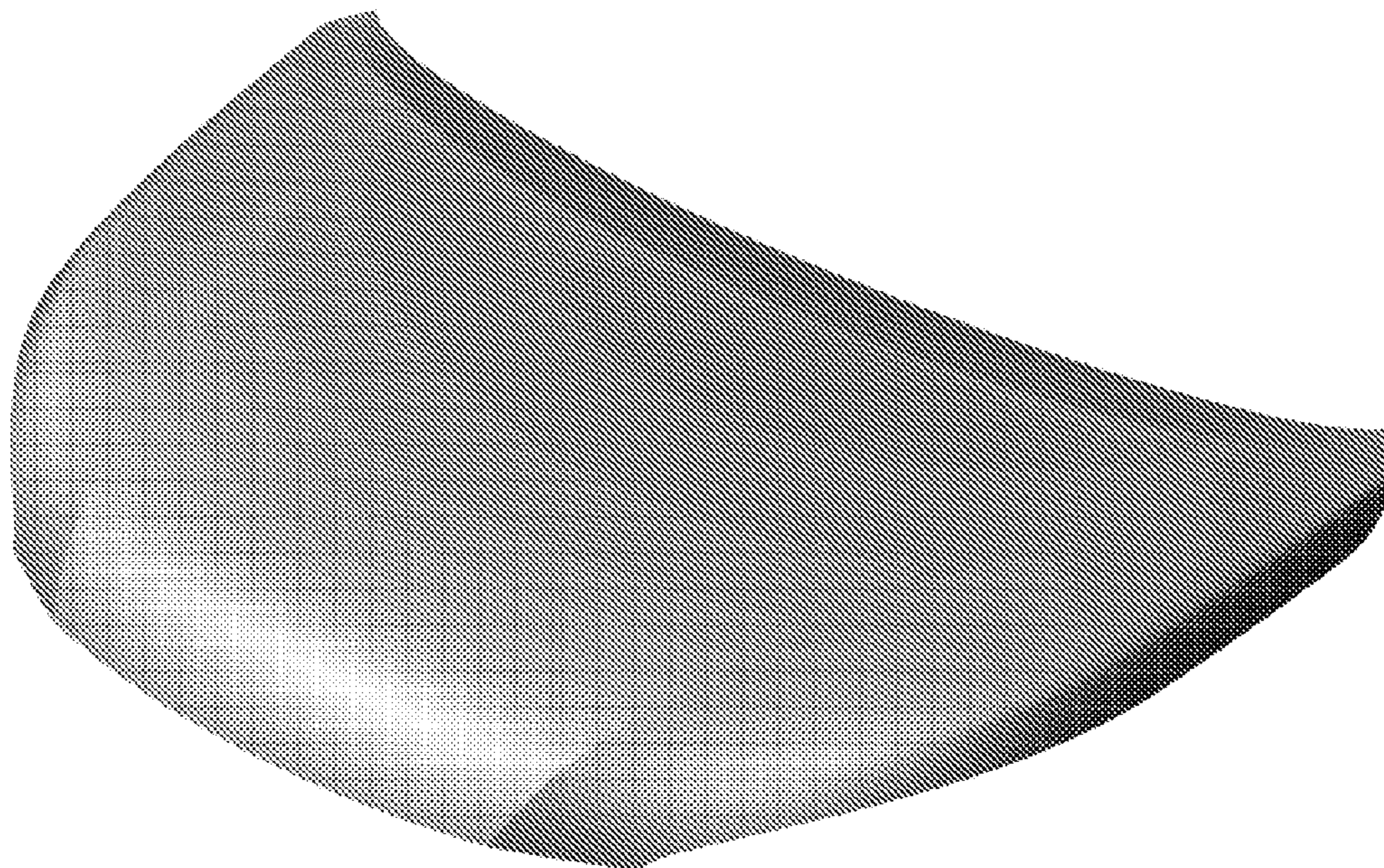
FIG. 7 is a front perspective view thereof; and,

FIG. 8 is a cross sectional view thereof taken along line 8-8 in FIG. 3.

The appearance of the bottom of the hood as seen in FIGS. 2 and 4 is for purpose of illustrating the boundaries of the exterior surface of the hood, and forms no part of the claimed design.

The cross sectional view of FIG. 8 is provided to clarify the exact contour or configuration of the exterior surface of the top portion of the hood, and no attempt is made to illustrate features of internal construction. The broken line showing of the bottom of the hood in FIG. 8 is for purpose of illustrating environmental structure and forms no part of the claimed design.

1 Claim, 8 Drawing Sheets






FIG. 1




FIG. 2

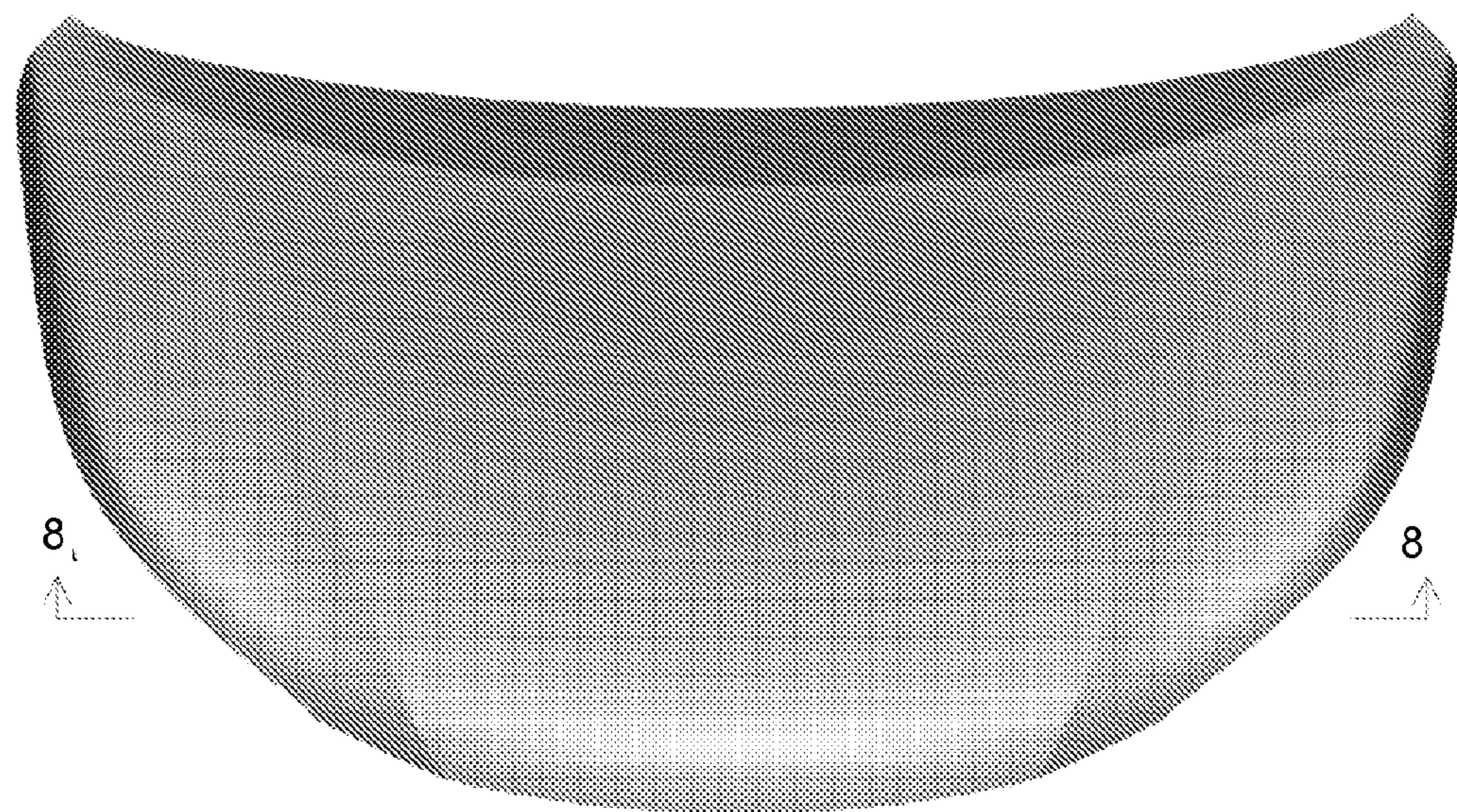


FIG. 3

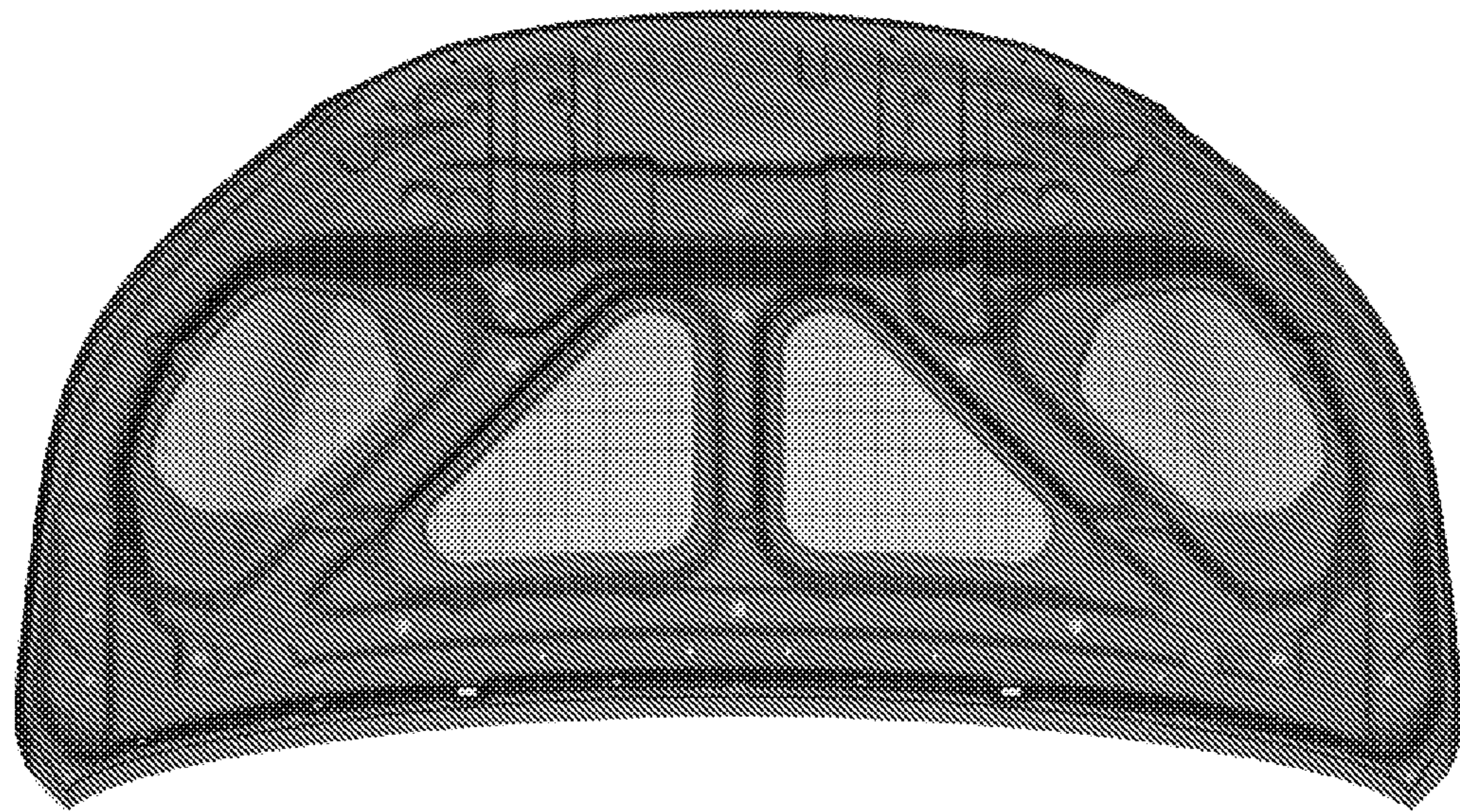


FIG. 4

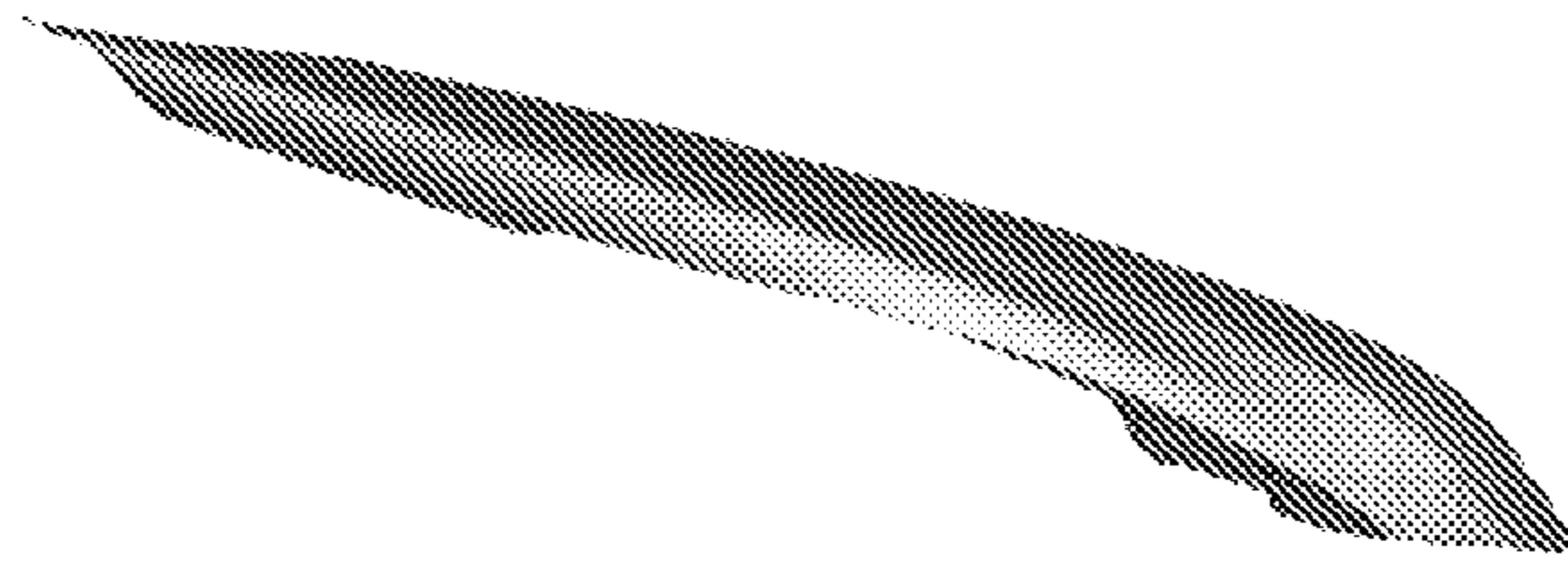


FIG. 5

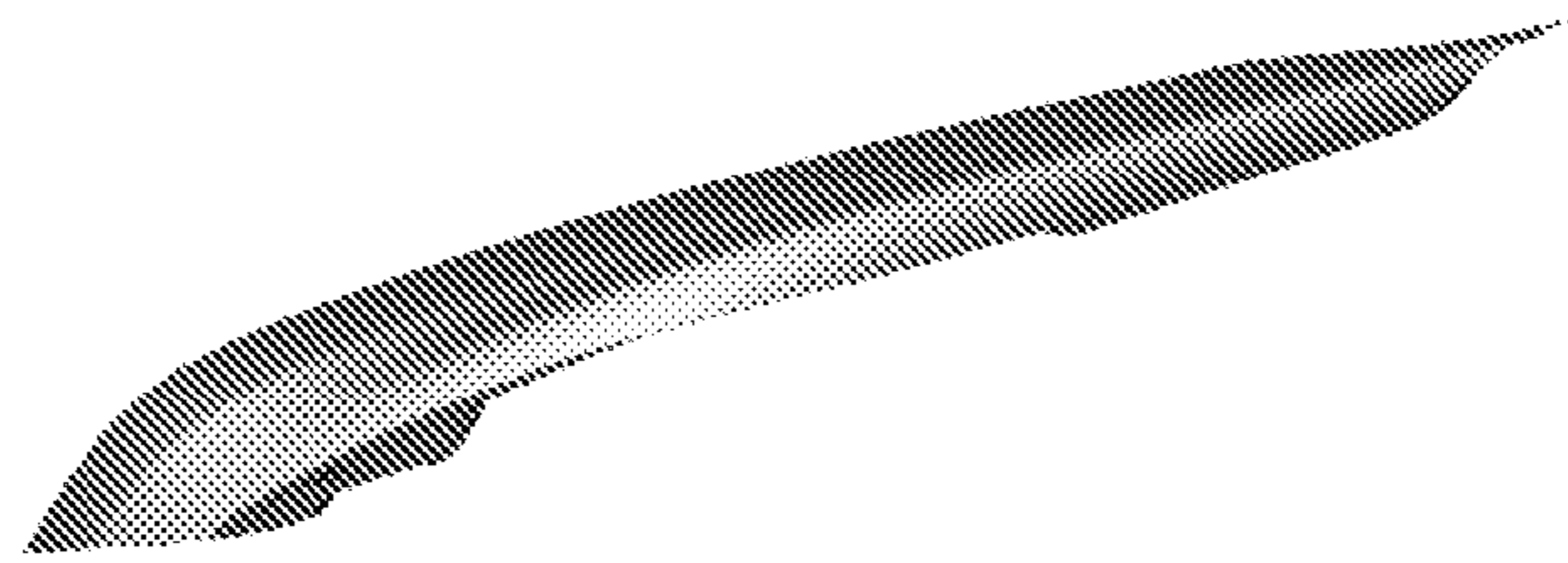


FIG. 6

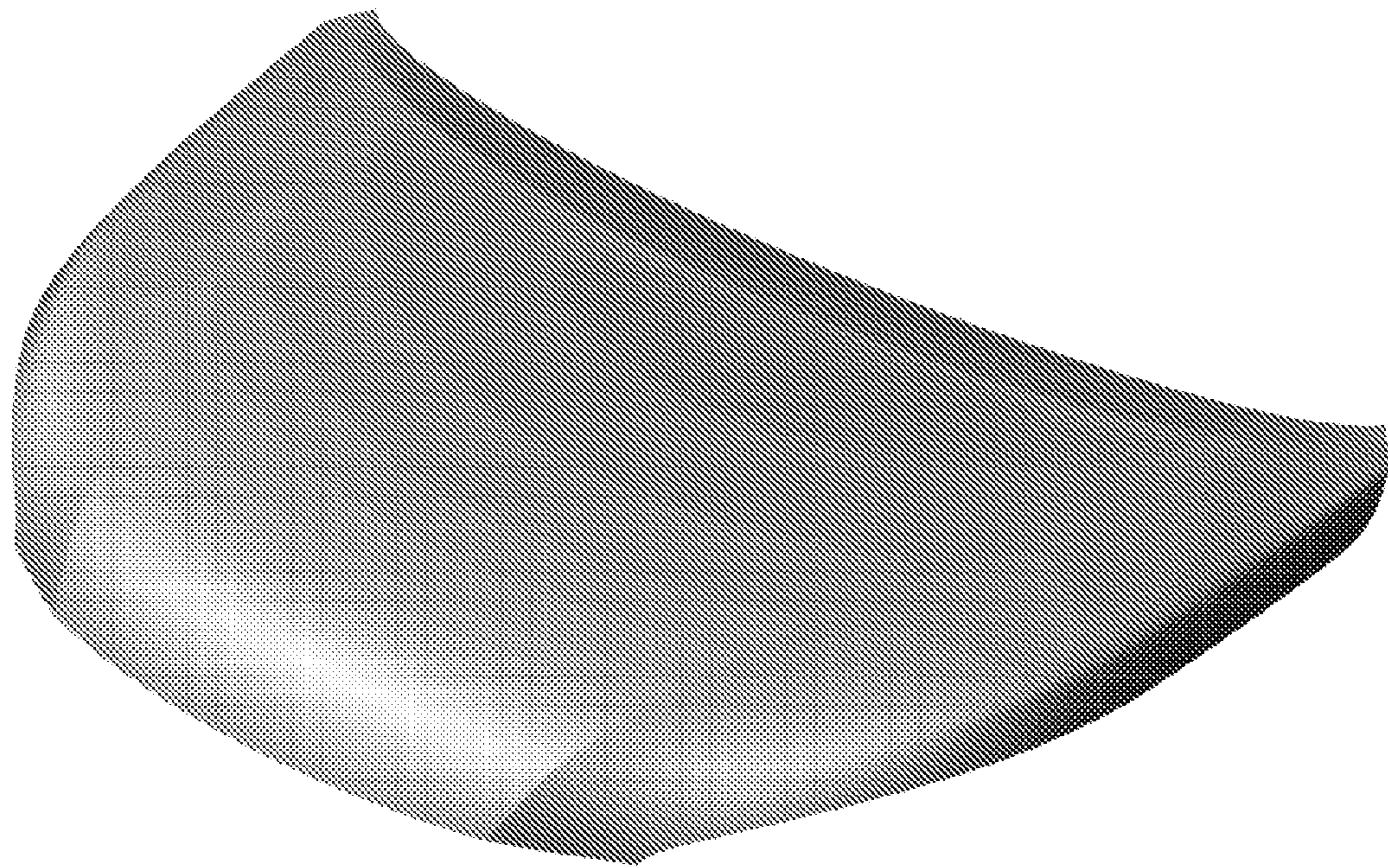


FIG. 7

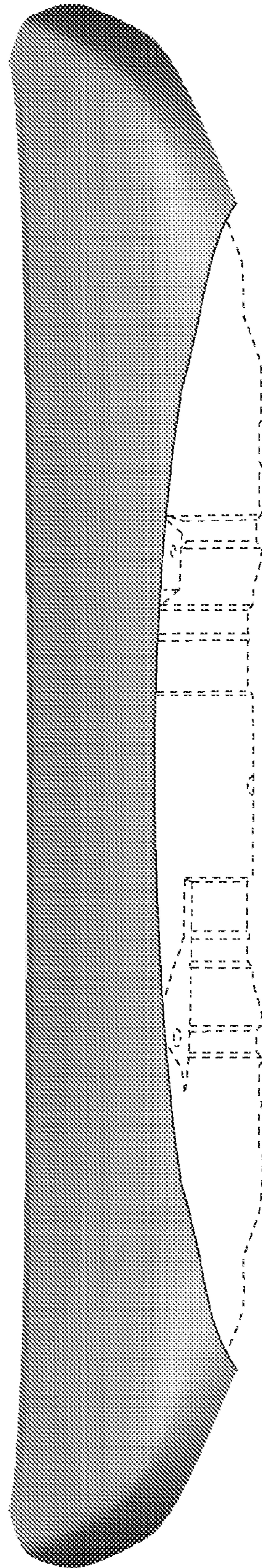


FIG. 8