



US00D683658S

(12) **United States Design Patent**
Bischoff et al.

(10) **Patent No.:** **US D683,658 S**

(45) **Date of Patent:** **** Jun. 4, 2013**

(54) **MOTOR VEHICLE**

(75) Inventors: **Klaus Bischoff**, Evessen (DE); **Marc Lichte**, Braunschweig (DE); **Frank J. Brüse**, Hannover (DE)

(73) Assignee: **Volkswagen Aktiengesellschaft**, Wolfsburg (DE)

(**) **Term:** **14 Years**

(21) **Appl. No.:** **29/415,095**

(22) **Filed:** **Mar. 7, 2012**

(30) **Foreign Application Priority Data**

Sep. 7, 2011 (WO) 624 939 901

(51) **LOC (9) Cl.** **12-08**

(52) **U.S. Cl.**
USPC **D12/92**

(58) **Field of Classification Search**
USPC D12/86, 90-92, 88; D21/424, 433,
D21/434; 296/181.1, 181.5

See application file for complete search history.

(56) **References Cited**

U.S. PATENT DOCUMENTS

D380,421 S * 7/1997 Hoard D12/91
D385,828 S * 11/1997 Mays D12/92

D430,507 S * 9/2000 Warkuss D12/92
D444,102 S * 6/2001 Guillaume et al. D12/91
D533,480 S * 12/2006 Bischoff et al. D12/91
D552,016 S * 10/2007 Bischoff et al. D12/92
D648,654 S * 11/2011 Bischoff et al. D12/92

* cited by examiner

Primary Examiner — Melody Brown

(74) *Attorney, Agent, or Firm* — Lucas & Mercanti, LLP;
Klaus P. Stoffel

(57) **CLAIM**

The ornamental design for a motor vehicle, as shown and described.

DESCRIPTION

FIG. 1 is a front, right side perspective view of the motor vehicle of the present invention;
FIG. 2 is a front, left side perspective view thereof;
FIG. 3 is a rear, right side perspective view thereof;
FIG. 4 is a rear, left side perspective view thereof;
FIG. 5 is a right side view thereof;
FIG. 6 is a left side view thereof;
FIG. 7 is a front view thereof;
FIG. 8 is a rear view thereof;
FIG. 9 is a top view thereof; and,
FIG. 10 is a bottom view thereof.

1 Claim, 8 Drawing Sheets





Fig. 1



Fig. 2



Fig. 3



Fig. 4




Fig. 5

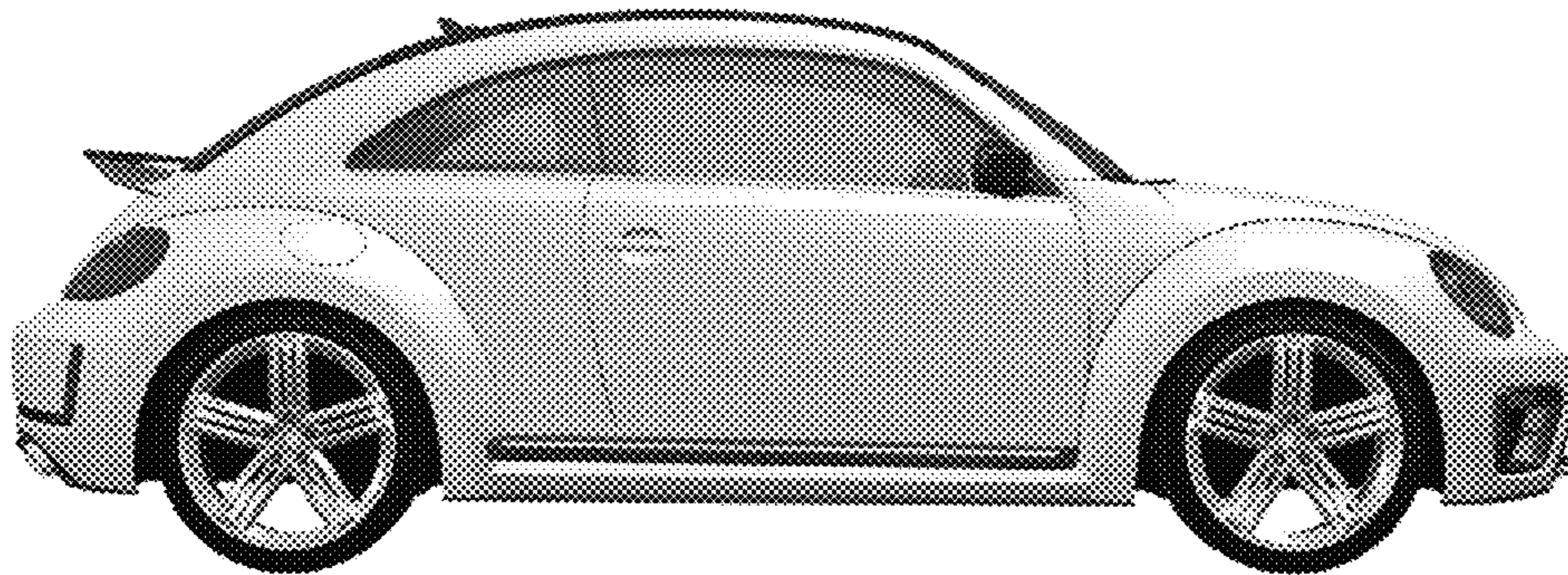


Fig. 6



Fig. 7



Fig. 8

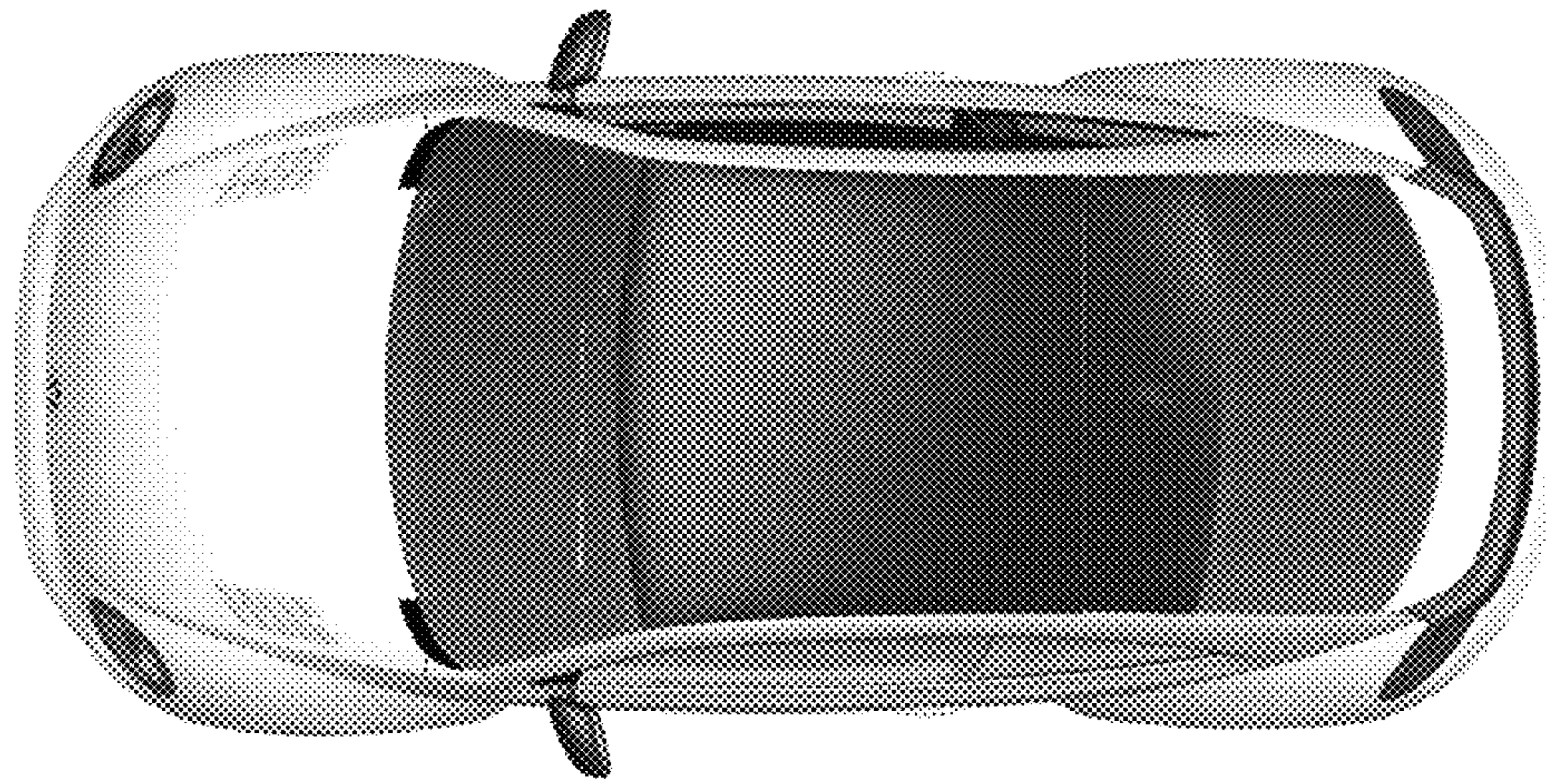


Fig. 9




Fig. 10