



US00D683657S

(12) **United States Design Patent**
Bischoff et al.

(10) **Patent No.:** **US D683,657 S**

(45) **Date of Patent:** **** Jun. 4, 2013**

(54) **MOTOR VEHICLE**

(75) Inventors: **Klaus Bischoff**, Evessen (DE); **Peter Wouda**, Berlin (DE); **Thorben Kochs**, Berlin (DE)

(73) Assignee: **Volkswagen Aktiengesellschaft**, Wolfsburg (DE)

(**) Term: **14 Years**

(21) Appl. No.: **29/415,092**

(22) Filed: **Mar. 7, 2012**

(30) **Foreign Application Priority Data**

Sep. 7, 2011 (WO) 624940001

(51) **LOC (9) Cl.** **12-08**

(52) **U.S. Cl.**
USPC **D12/92**

(58) **Field of Classification Search**
USPC D12/86, 90-92, 88; D21/424, 433,
D21/434; 296/181.1, 181.5

See application file for complete search history.

(56) **References Cited**

U.S. PATENT DOCUMENTS

| | | | | | | |
|----------|---|---|---------|-----------------|-------|--------|
| D554,023 | S | * | 10/2007 | Davidson | | D12/92 |
| D555,042 | S | * | 11/2007 | Davidson | | D12/92 |
| D559,734 | S | * | 1/2008 | Sinkwitz | | D12/90 |
| D612,769 | S | * | 3/2010 | Cimatti | | D12/92 |
| D671,035 | S | * | 11/2012 | Bischoff et al. | | D12/91 |

* cited by examiner

Primary Examiner — Melody Brown

(74) *Attorney, Agent, or Firm* — Lucas & Mercanti, LLP; Klaus P. Stoffel

(57) **CLAIM**

The ornamental design for a motor vehicle, as shown and described.

DESCRIPTION

FIG. 1 is a front, right side perspective view of the motor vehicle of the present invention;

FIG. 2 is a front, left side perspective view thereof;

FIG. 3 is a rear, right side perspective view thereof;

FIG. 4 is a rear, left side perspective view thereof;

FIG. 5 is a right side view thereof;

FIG. 6 is a left side view thereof;


FIG. 7 is a front view thereof;

FIG. 8 is a rear view thereof;

FIG. 9 is a top view thereof; and,

FIG. 10 is a bottom view thereof.

1 Claim, 8 Drawing Sheets






Fig. 1




Fig. 2




Fig. 3



Fig. 4




Fig. 5




Fig. 6




Fig. 7



Fig. 8




Fig. 9




Fig. 10