



US00D683655S

(12) **United States Design Patent**
Yoshida et al.

(10) **Patent No.:** **US D683,655 S**
(45) **Date of Patent:** **** Jun. 4, 2013**

(54) **VEHICLE BODY, TOY AND/OR REPLICA**

(56) **References Cited**

(75) Inventors: **Minoru Yoshida**, Kanagawa-ken (JP);
Hiroshi Kawano, Kanagawa-ken (JP);
Masanobu Ino, Kanagawa-ken (JP);
Patrick Reimer, London (GB); **Marc Cogswell**, San Diego, CA (US)

U.S. PATENT DOCUMENTS

D605,979 S * 12/2009 Sahs D12/91
D622,633 S * 8/2010 Nakamura et al. D12/91
D628,939 S * 12/2010 Komuro D12/92
D633,822 S * 3/2011 Cha D12/91
D674,726 S * 1/2013 Yamada et al. D12/91
D676,360 S * 2/2013 Ohkoshi et al. D12/91

(73) Assignee: **Nissan Jidosha Kabushiki Kaisha**,
Kanagawa (JP)

* cited by examiner

Primary Examiner — Melody Brown

(**) Term: **14 Years**

(74) *Attorney, Agent, or Firm* — Fross Zelnick Lehrman &
Zissu, P.C.; Charles T. J. Weigell, Esq.

(21) Appl. No.: **29/414,224**

(57) **CLAIM**

The ornamental design for a vehicle body, toy and/or replica,
as shown and described.

(22) Filed: **Feb. 27, 2012**

DESCRIPTION

(30) **Foreign Application Priority Data**

Dec. 21, 2011 (JP) 2011-029569

(51) **LOC (9) Cl.** **12-08**

(52) **U.S. Cl.**
USPC **D12/91**

(58) **Field of Classification Search**
USPC D12/86, 90-92, 88; D21/424, 433,
D21/434; 296/181.1, 181.5

See application file for complete search history.

FIG. 1 is a perspective view of a vehicle body, toy and/or
replica showing our new design;
FIG. 2 is perspective view thereof;
FIG. 3 is a front view thereof;
FIG. 4 is a rear view thereof;
FIG. 5 is a left side view thereof;
FIG. 6 is a right side view thereof; and,
FIG. 7 is a top view thereof.
Bottom view forms no part of the claimed portion of the
design.

1 Claim, 4 Drawing Sheets





FIG. 1




FIG. 2



FIG. 3



FIG. 4




FIG. 5




FIG. 6




FIG. 7