



US00D683651S

(12) **United States Design Patent**
Froehlich

(10) **Patent No.:** **US D683,651 S**
(45) **Date of Patent:** **** Jun. 4, 2013**

(54) **OBJECT**

(71) Applicant: **Swarovski Aktiengesellschaft, Triesen**
(LI)

(72) Inventor: **Philipp Froehlich, Neustift (AT)**

(73) Assignee: **Swarovski Aktiengesellschaft, Triesen**
(LI)

(**) Term: **14 Years**

(21) Appl. No.: **29/441,292**

(22) Filed: **Jan. 3, 2013**

(30) **Foreign Application Priority Data**

Aug. 9, 2012 (EM) 002085852-0003

(51) **LOC (9) Cl.** **11-01**

(52) **U.S. Cl.**
USPC **D11/89**

(58) **Field of Classification Search**
USPC D11/1-2, 26-29, 89-92; 63/26-28,
63/32

See application file for complete search history.

(56) **References Cited**

U.S. PATENT DOCUMENTS

D562,720	S	*	2/2008	Schneider	D11/89
D607,766	S	*	1/2010	Schneider	D11/89
D607,768	S	*	1/2010	Granig	D11/89
D618,582	S	*	6/2010	Richter	D11/89
D619,920	S	*	7/2010	Granig	D11/89
D657,283	S	*	4/2012	Schneider	D11/89

* cited by examiner

Primary Examiner — Ralf Siefert

(74) *Attorney, Agent, or Firm* — Wenderoth, Lind & Ponack,
L.L.P.

(57) **CLAIM**

The ornamental design for an ornamental object, as shown
and described.

DESCRIPTION

FIG. 1 is a front view of the invention;
FIG. 2 is a rear view of the invention;
FIG. 3 is a left view of the invention;
FIG. 4 is a right view of the invention;
FIG. 5 is a top view of the invention;
FIG. 6 is a bottom view of the invention; and,
FIG. 7 is a perspective view of the invention.

1 Claim, 7 Drawing Sheets

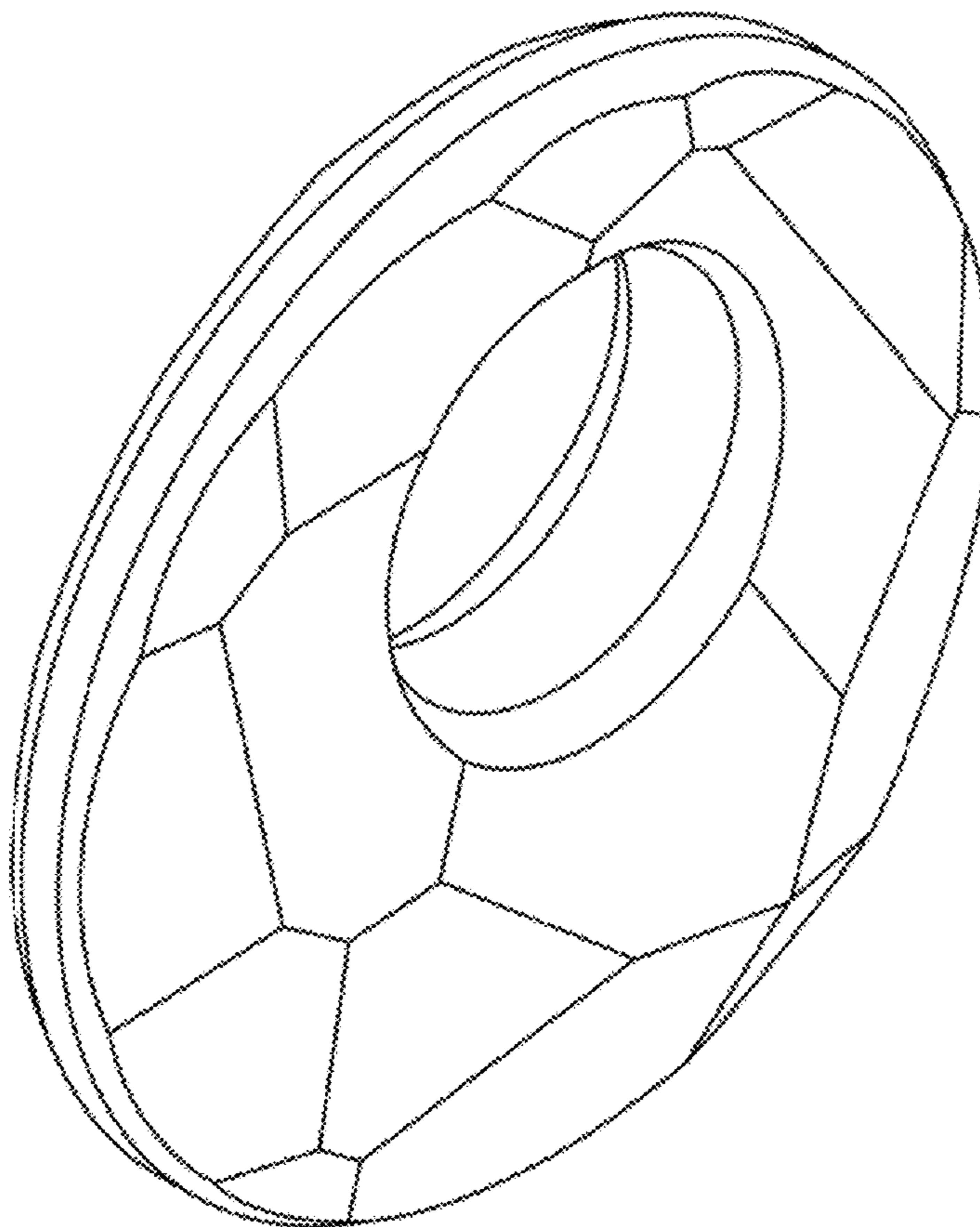


FIG. 1

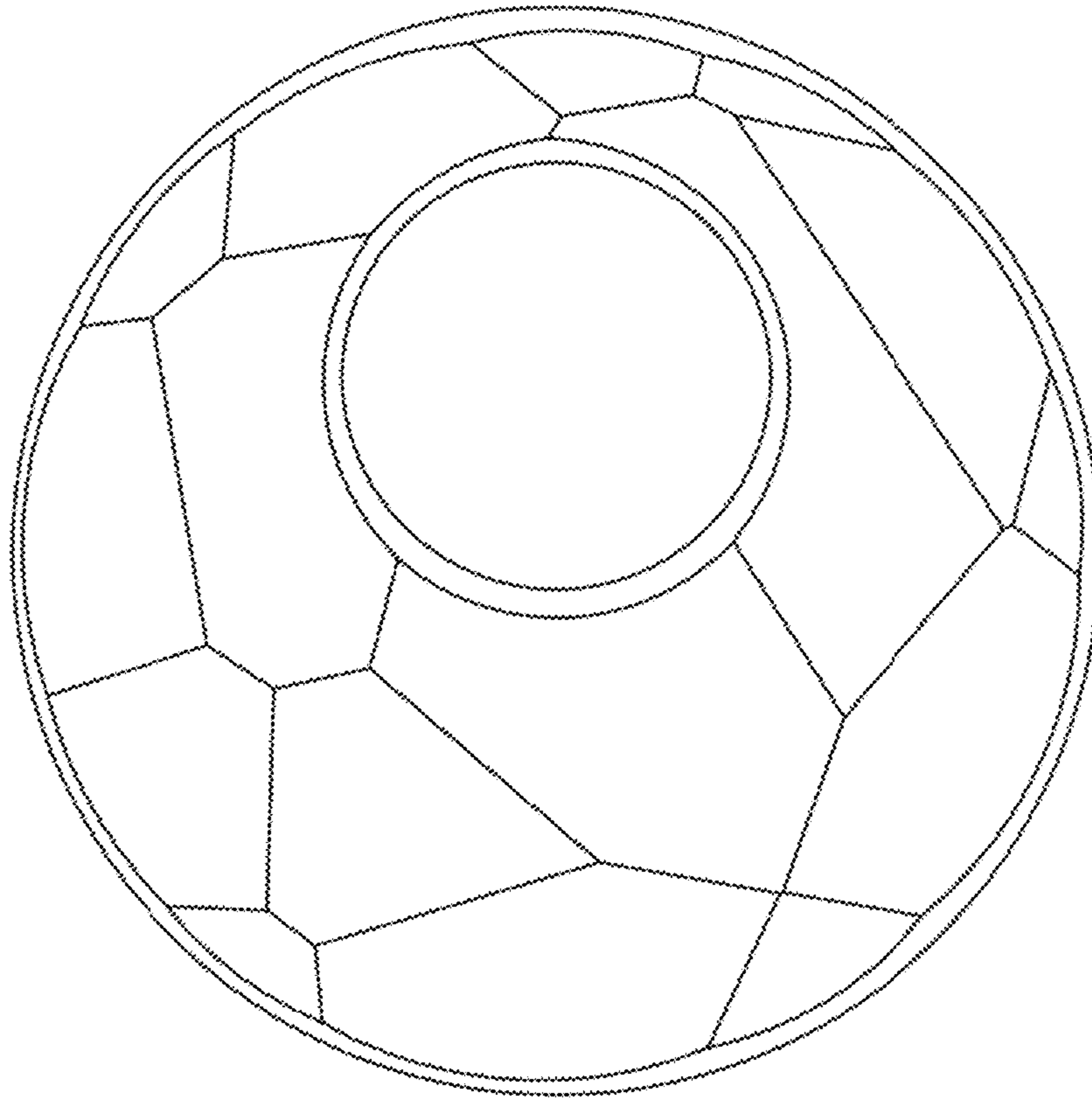


FIG. 2

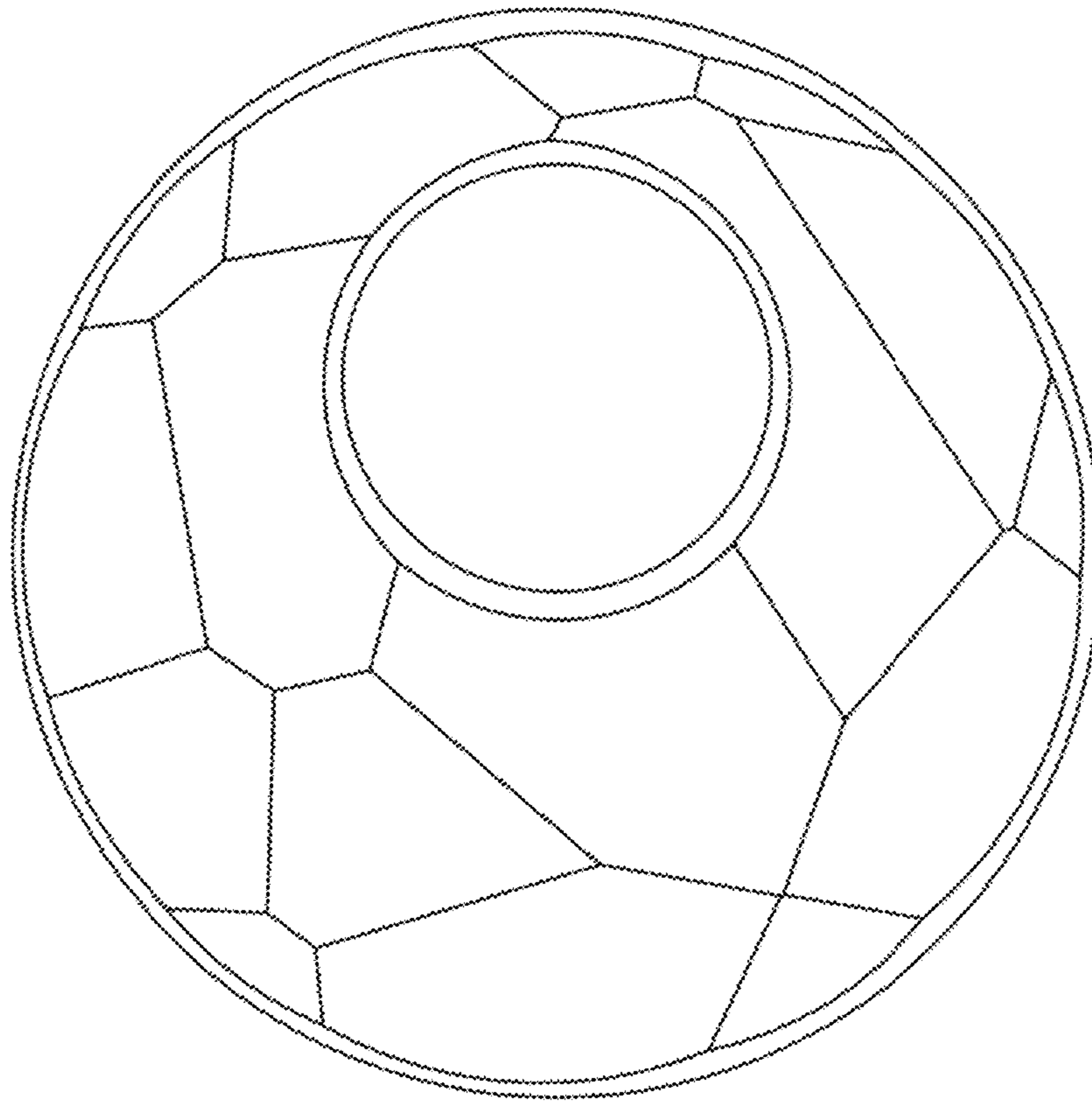


FIG. 3




FIG. 4

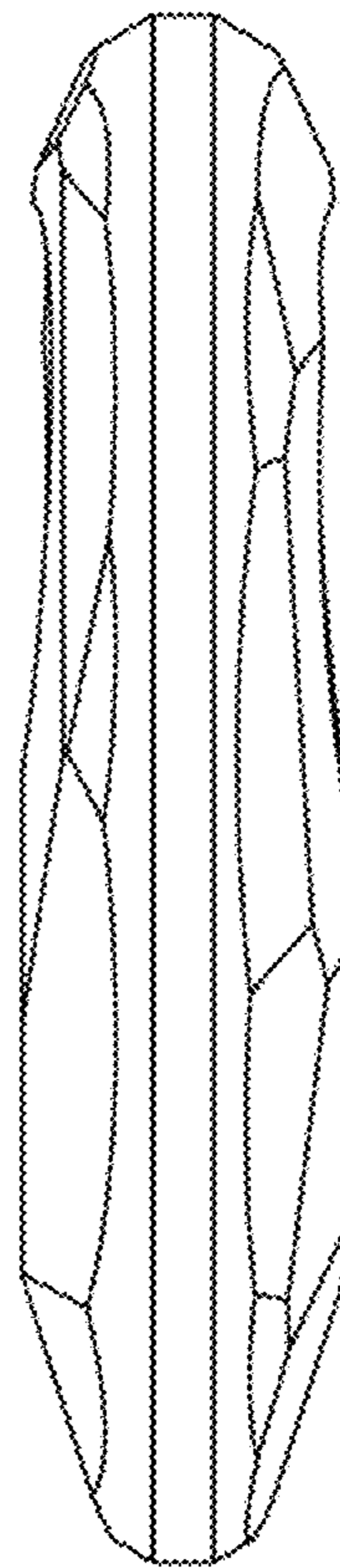


FIG. 5



FIG. 6



FIG. 7

