



US00D683647S

(12) **United States Design Patent**  
**Levy**

(10) **Patent No.:** **US D683,647 S**  
(45) **Date of Patent:** **\*\* Jun. 4, 2013**

- (54) **WATCH FACE**
- (71) Applicant: **Rachel Levy**, Plantation, FL (US)
- (72) Inventor: **Rachel Levy**, Plantation, FL (US)
- (\*\*) Term: **14 Years**
- (21) Appl. No.: **29/437,596**
- (22) Filed: **Nov. 19, 2012**

D243,588 S	3/1977	Ho	
D268,816 S	5/1983	Venker	
D329,613 S *	9/1992	Yano .....	D10/39
D345,321 S	3/1994	Kaneko	
D351,358 S	10/1994	Kaneko	
D351,360 S	10/1994	Kaneko	
D357,871 S	5/1995	Biancardi	
D365,762 S	1/1996	Mateer	
D365,763 S	1/1996	Mateer	
D413,071 S *	8/1999	Fichter .....	D10/39
D419,907 S	2/2000	Vogelbruch	
D420,388 S *	2/2000	Gremillion .....	D19/64
6,272,076 B1	8/2001	Dinger	

**Related U.S. Application Data**

- (62) Division of application No. 29/420,442, filed on May 9, 2012, now Pat. No. Des. 671,027.
- (51) **LOC (9) Cl.** ..... **10-07**
- (52) **U.S. Cl.**  
USPC ..... **D10/126**
- (58) **Field of Classification Search**  
USPC ..... D10/122-126, 6, 30-39; 368/223,  
368/228, 232, 28, 15-20  
See application file for complete search history.

\* cited by examiner

*Primary Examiner* — Lucy Lieberman  
(74) *Attorney, Agent, or Firm* — Fleit Gibbons Gutman Bongini & Bianco, PL; Paul D. Bianco; Martin Fleit

(57) **CLAIM**  
The ornamental design for a watch face, as shown and described.

**DESCRIPTION**


(56) **References Cited**

**U.S. PATENT DOCUMENTS**

D56,422 S *	10/1920	Goodrow .....	D10/126
D76,445 S	9/1928	Yuen	
D109,227 S	4/1938	Lux	
D137,404 S	3/1944	Booharin	
D162,816 S	4/1951	Goldner	
D197,078 S	12/1963	McLeod	
D221,674 S	8/1971	Emdur	
D224,803 S	9/1972	Knauff	
D230,623 S	3/1974	Gillen	
D240,210 S	6/1976	Buckingham	

FIG. 1 is a perspective view of the front and right side of a watch face in the context of a watch according to the present invention;  
FIG. 2 is a front view of the watch face of FIG. 1 in the context of a watch;  
FIG. 3 is a perspective view of the front and right side of the watch face of FIG. 1; and,  
FIG. 4 is a front view of the watch face of FIG. 1.  
The watch and features shown in broken lines are for illustrative purposes only and form no part of the claimed design.

**1 Claim, 3 Drawing Sheets**






FIG. 1




FIG. 2

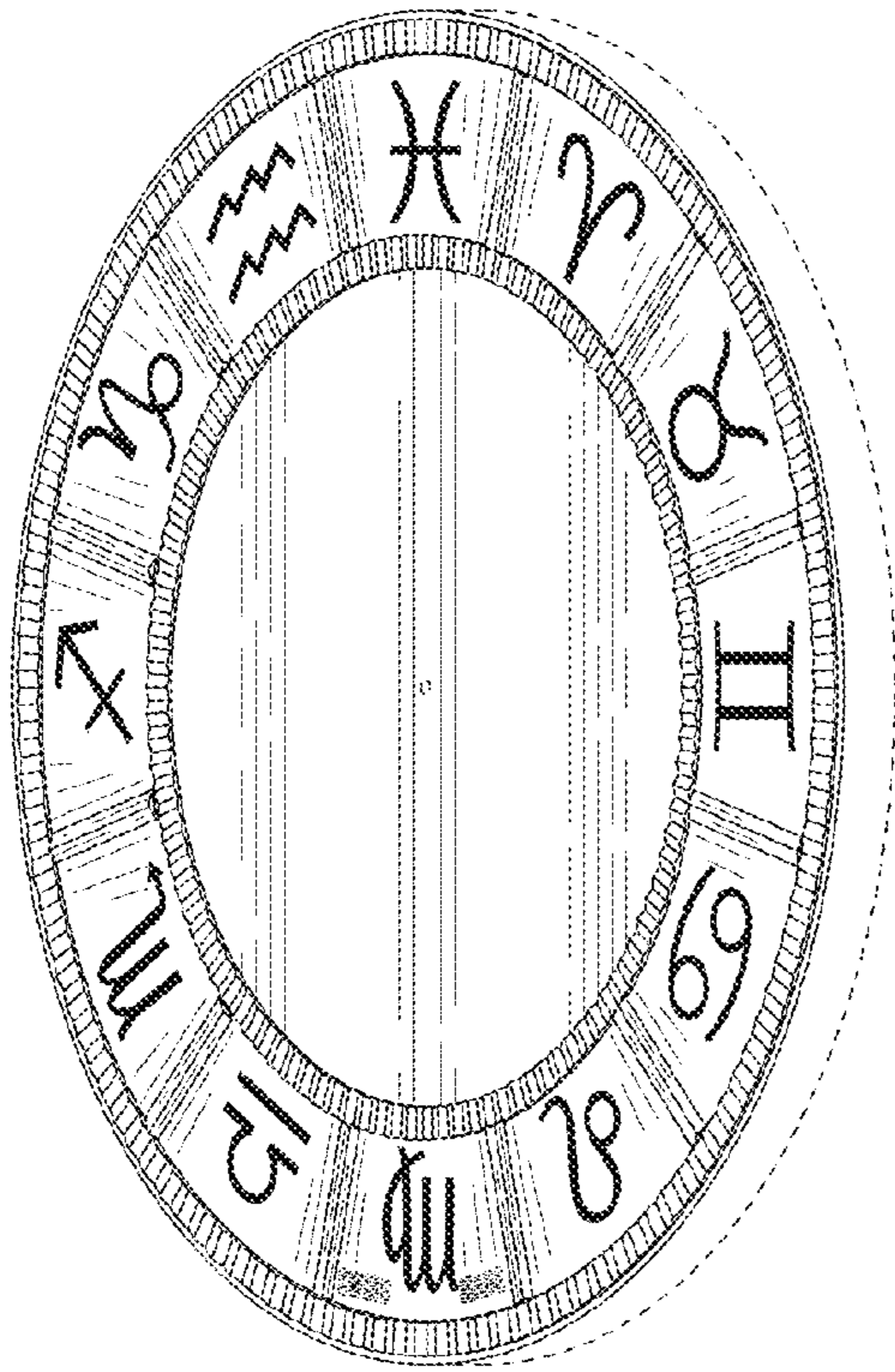


FIG. 3




FIG. 4