



US00D683632S

(12) **United States Design Patent**
Sander

(10) **Patent No.:** **US D683,632 S**
(45) **Date of Patent:** **** Jun. 4, 2013**

(54) **TUBE**
(75) **Inventor:** **Marco Sander, Heilbronn (DE)**
(73) **Assignee:** **Dr. Sander Rechtsanwälte
Steuerberater, Heilbronn (DE)**
(**) **Term:** **14 Years**
(21) **Appl. No.:** **29/423,103**
(22) **Filed:** **May 29, 2012**

D405,354 S * 2/1999 Meausoone D9/697
D488,059 S * 4/2004 Mounier D9/697
D547,672 S * 7/2007 Penfold et al. D9/697
D549,593 S * 8/2007 Nobuto et al. D9/697
D638,719 S * 5/2011 Sander D9/695
D649,066 S * 11/2011 Arinsmier et al. D9/697
D652,320 S * 1/2012 Sander D9/697
D659,013 S * 5/2012 Agudelo D9/695

* cited by examiner

(30) **Foreign Application Priority Data**

Dec. 1, 2011 (EM) 001956228-0001

(51) **LOC (9) Cl.** **09-03**

(52) **U.S. Cl.**
USPC **D9/695**

(58) **Field of Classification Search**
USPC D9/702-714, 695-699, 521, 544,
D9/435, 454, 723-724, 442, 449, 440, 539,
D9/540, 542, 549, 558, 572, 574; D4/114;
222/92, 107, 96, 527-529, 494, 536, 522,
222/531; 206/438; D28/7, 76, 82; 220/DIG. 7;
D24/119, 207; 141/114
See application file for complete search history.

(56) **References Cited**

U.S. PATENT DOCUMENTS

D356,026 S * 3/1995 Iaia et al. D9/697

Primary Examiner — Caron D Veynar
Assistant Examiner — Abraham Bahta
(74) *Attorney, Agent, or Firm* — Panitch Schwarze Belisario
& Nadel LLP

(57) **CLAIM**

The ornamental design for a tube, as shown and described.


DESCRIPTION

FIG. 1 is a top perspective view of a tube in accordance with my new design;
FIG. 2 is a front elevational view thereof;
FIG. 3 is a side elevational view thereof; and,
FIG. 4 is a bottom plan view thereof.
The broken lines in the figures are for the purpose of showing unclaimed environmental structure only and form no part of the claimed design.

1 Claim, 4 Drawing Sheets



Fig. 1



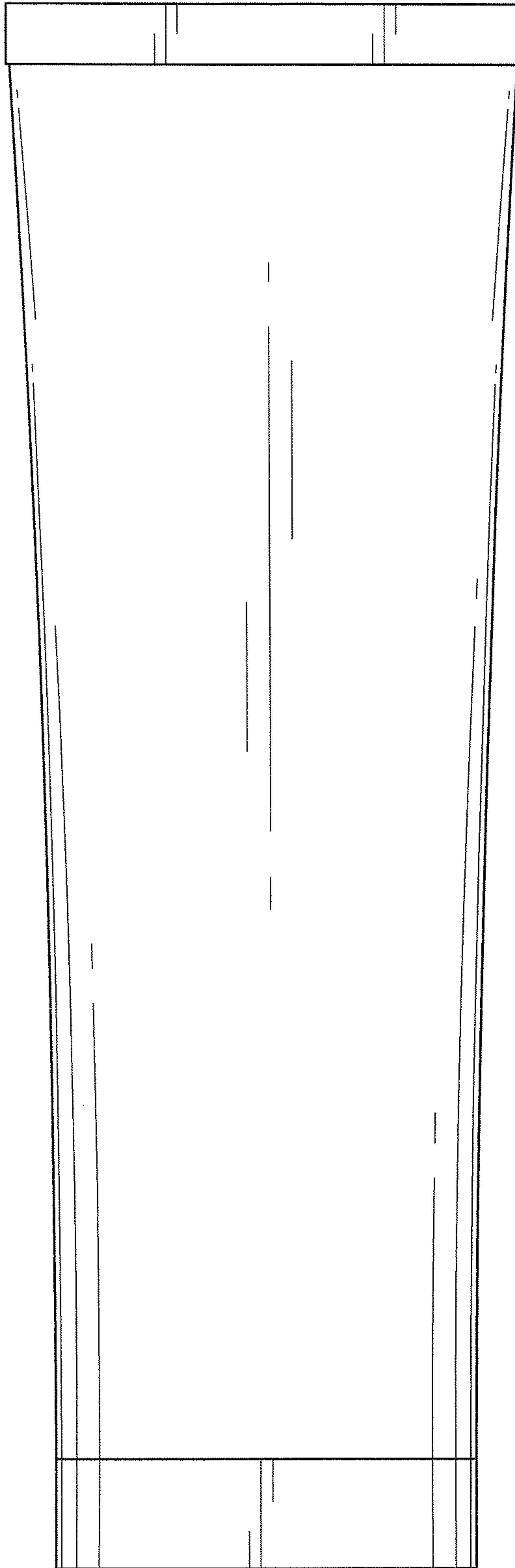
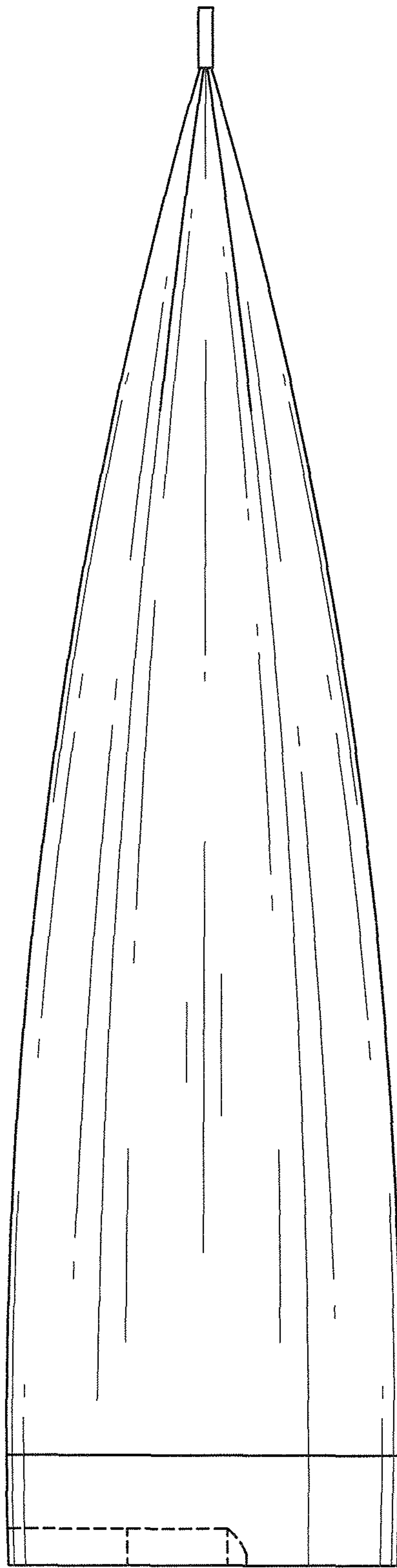


Fig. 2

Fig. 3



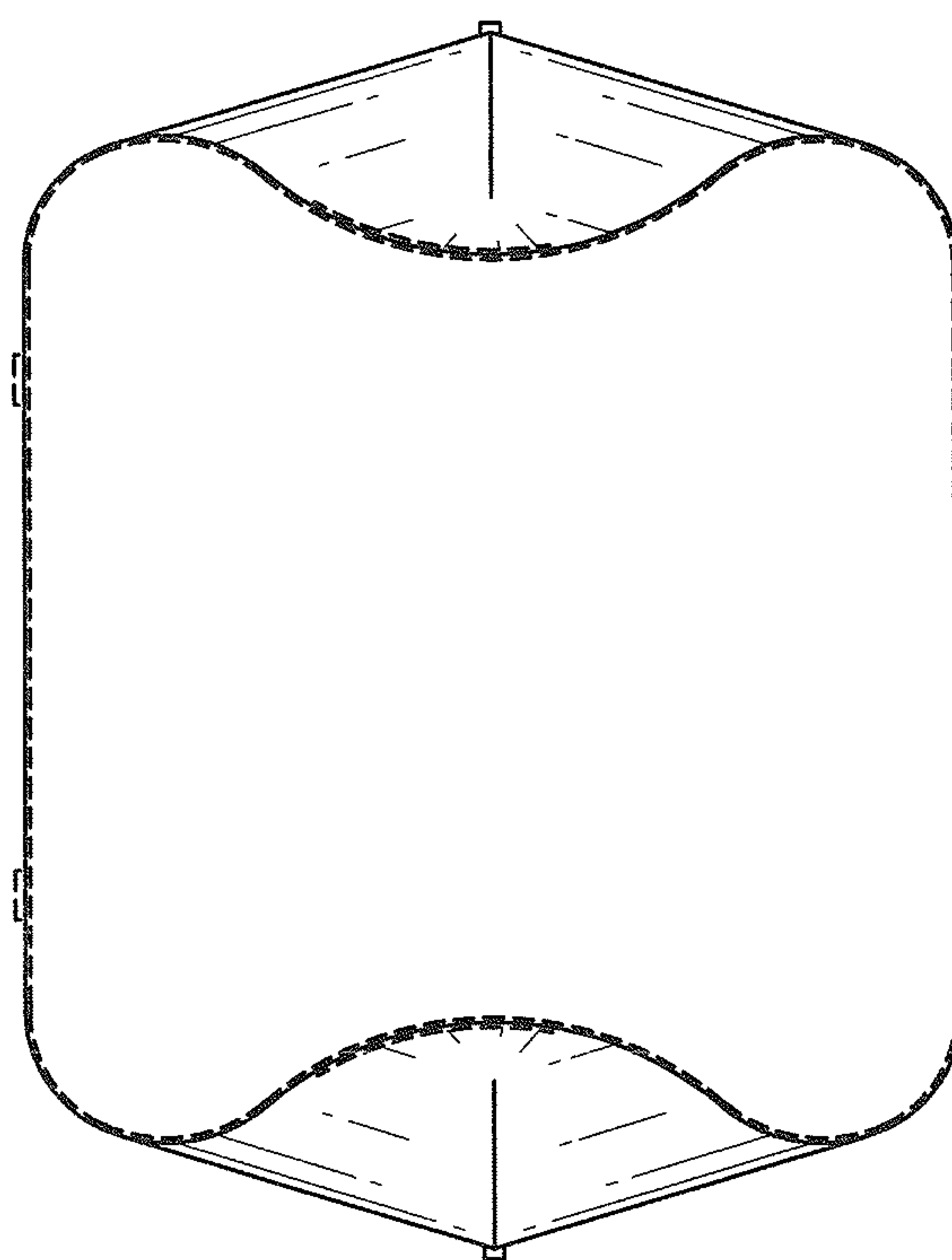


Fig. 4