



US00D683619S

(12) **United States Design Patent**
Lamb et al.

(10) **Patent No.:** **US D683,619 S**
(45) **Date of Patent:** **** Jun. 4, 2013**

(54) **RIGID RIBBED TRAY**
(75) Inventors: **James Ralph Lamb**, Appleton, WI
(US); **Timothy John Fast**, Appleton, WI
(US)
(73) Assignee: **Curwood, Inc.**, Oshkosh, WI (US)
(**) Term: **14 Years**
(21) Appl. No.: **29/413,094**

D512,631 S * 12/2005 Lhoste et al. D9/558
D529,797 S * 10/2006 Wilcox et al. D9/428
D538,640 S 3/2007 Limber
D544,790 S 6/2007 Bouveret et al.
D546,626 S * 7/2007 Chou D7/523
D547,179 S 7/2007 Bouveret et al.
D559,041 S 1/2008 Gartz et al.
D577,996 S * 10/2008 Isono et al. D9/428
D580,750 S * 11/2008 Claassen et al. D9/428
D608,585 S * 1/2010 Picozza et al. D7/354
D620,305 S 7/2010 Tosdale et al.
D646,160 S * 10/2011 Shiffer et al. D9/428
D647,396 S * 10/2011 Facchina et al. D9/428

(22) Filed: **Feb. 10, 2012**
(51) **LOC (9) Cl.** **09-03**
(52) **U.S. Cl.**
USPC **D9/425**
(58) **Field of Classification Search**
USPC D9/414, 418, 424, 425, 428, 429,
D9/500; D7/619, 629; 229/400-406, 932,
229/906.1; 220/656-659, 669-675, 912,
220/4.21-4.27; 206/553, 557, 541, 775, 776
See application file for complete search history.

OTHER PUBLICATIONS

Hormel Foods Corporation, Hormel® Microwave Meals Tray; Austin, Minnesota, prior to Mar. 21, 2012.

* cited by examiner

Primary Examiner — Thomas Johannes
(74) *Attorney, Agent, or Firm* — Tom J. Hall

(57) **CLAIM**
The ornamental design for a rigid ribbed tray, as shown and described.

(56) **References Cited**

U.S. PATENT DOCUMENTS

3,764,057 A 10/1973 Reifers et al.
D295,500 S 5/1988 Hoenninger
5,099,994 A 3/1992 Kalinski et al.
D368,426 S 4/1996 Kaplan
5,593,610 A 1/1997 Minerich et al.
5,797,495 A 8/1998 Lerrick
D453,447 S * 2/2002 Bi D7/531
D467,800 S 12/2002 Chen et al.

DESCRIPTION

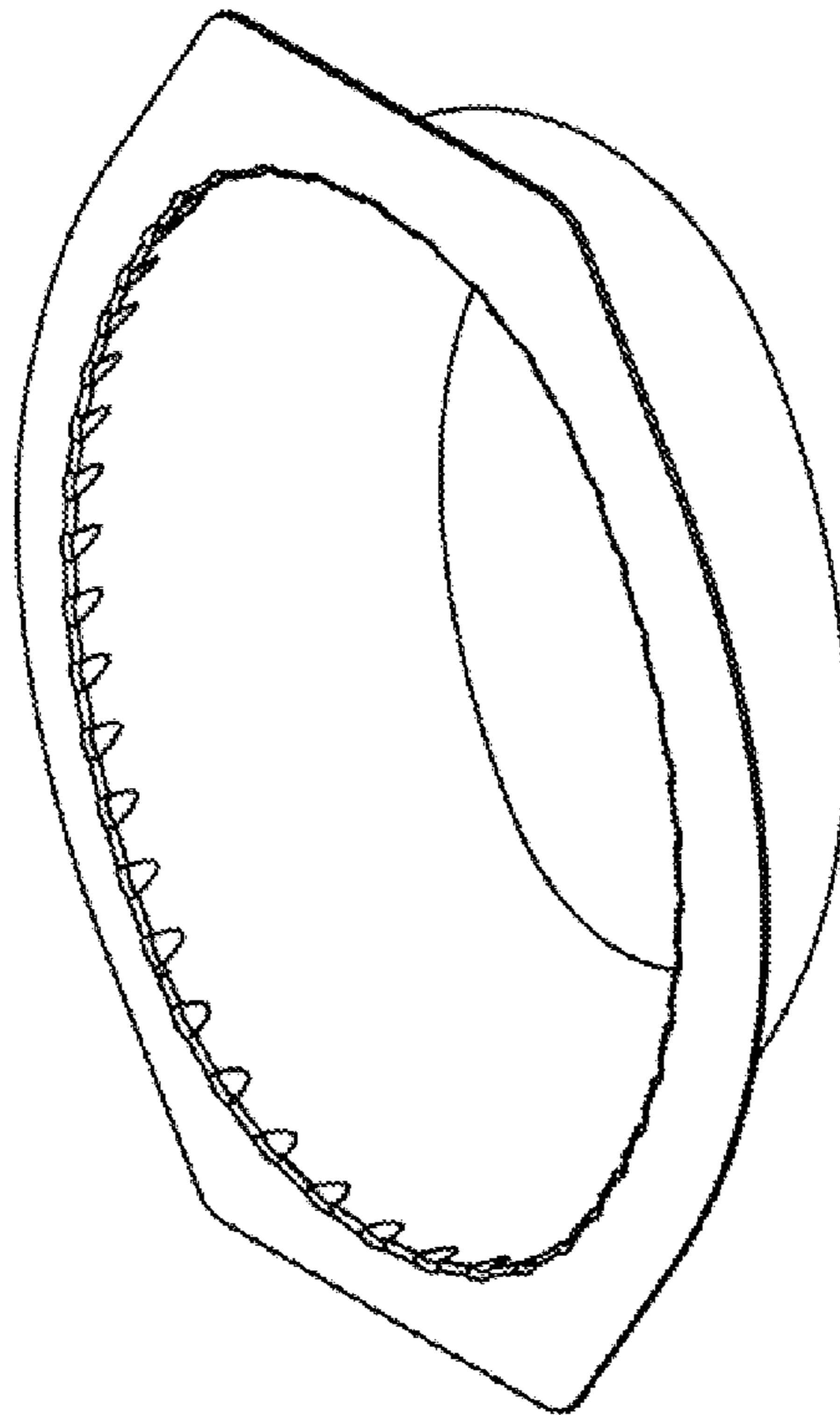
FIG. 1 is a top plan view of a rigid ribbed tray showing our new design.

FIG. 2 is a top front perspective view thereof.

FIG. 3 is a bottom plan view thereof; and,

FIG. 4 is a bottom front perspective view thereof.

1 Claim, 4 Drawing Sheets



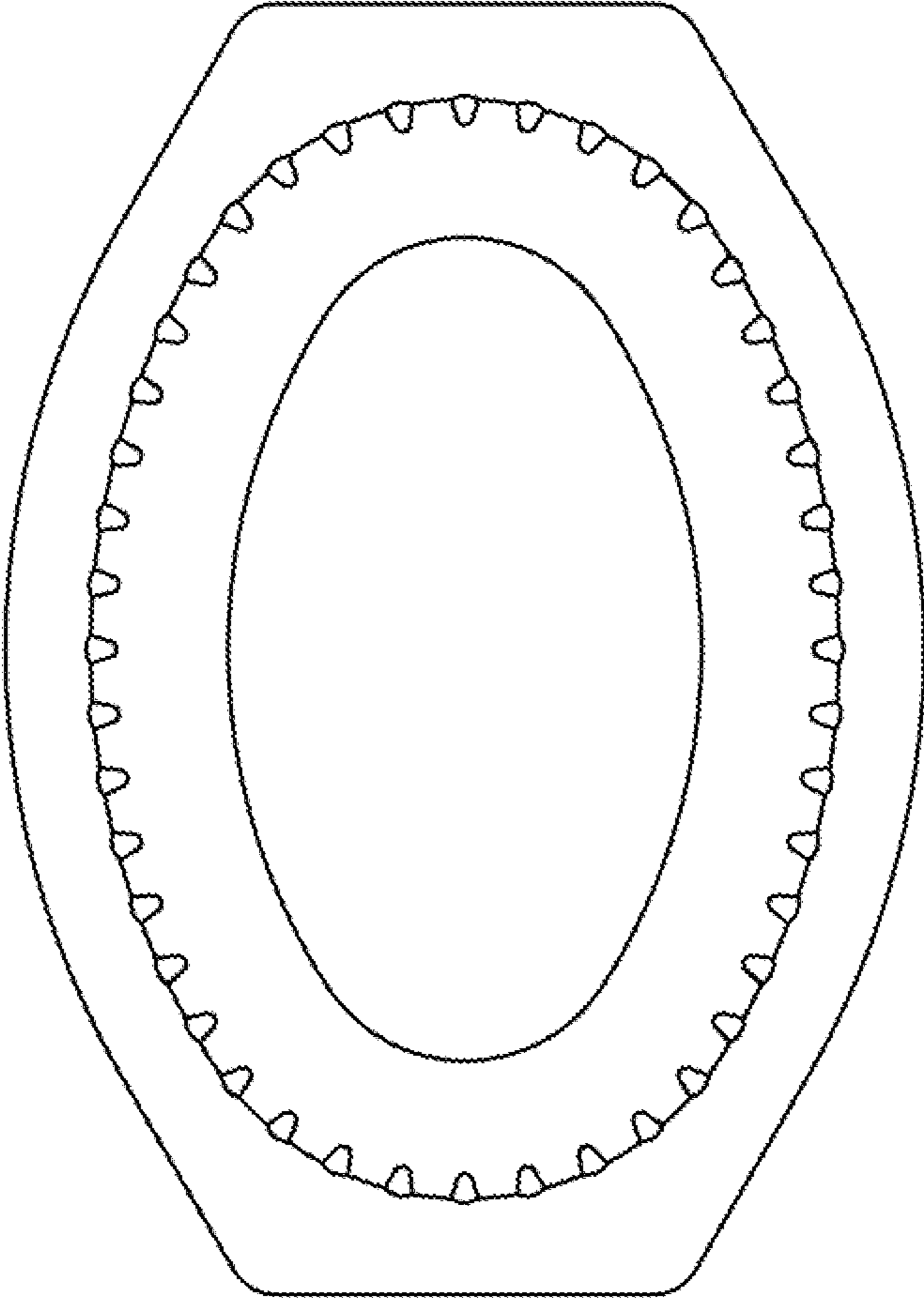


FIG. 1

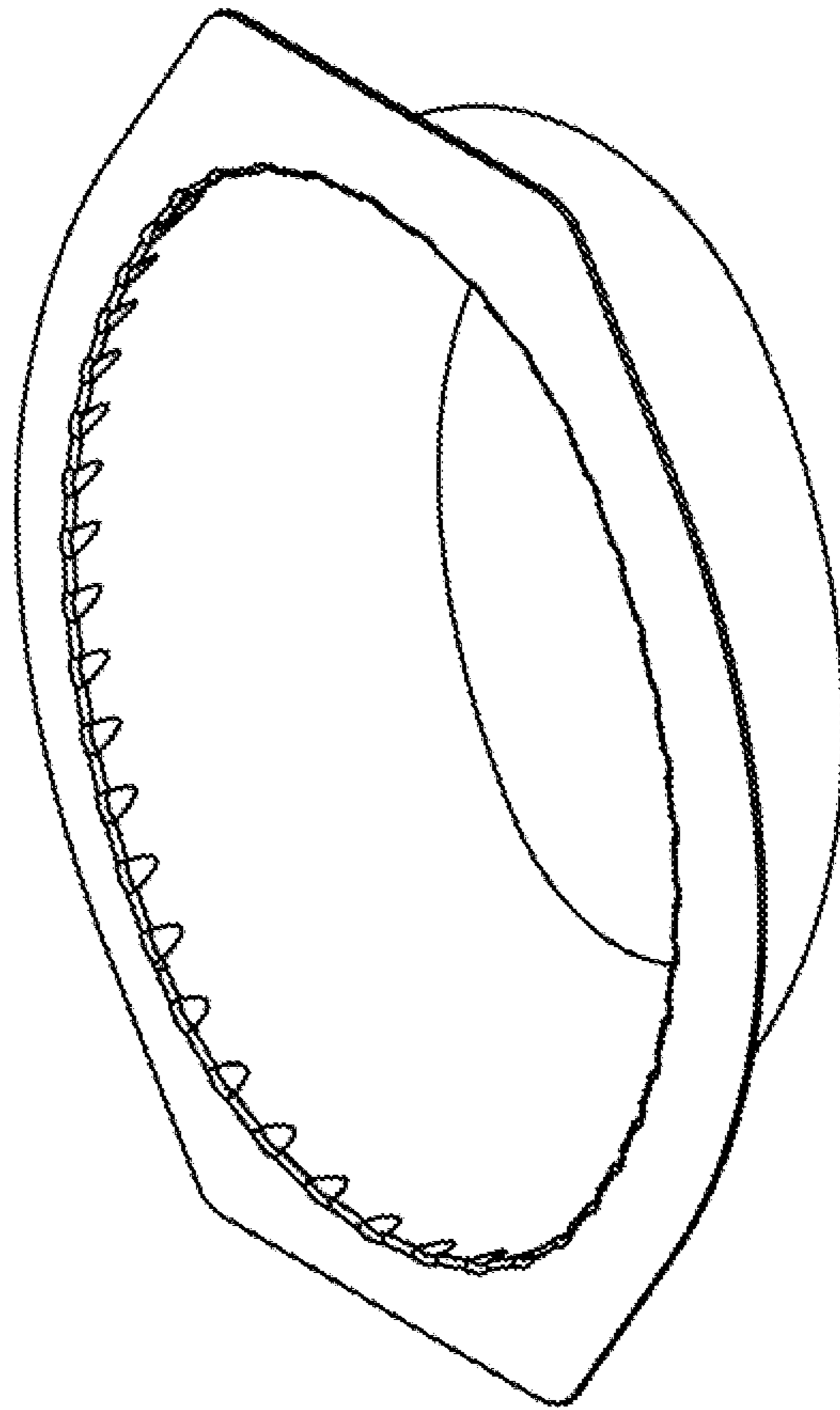


FIG. 2

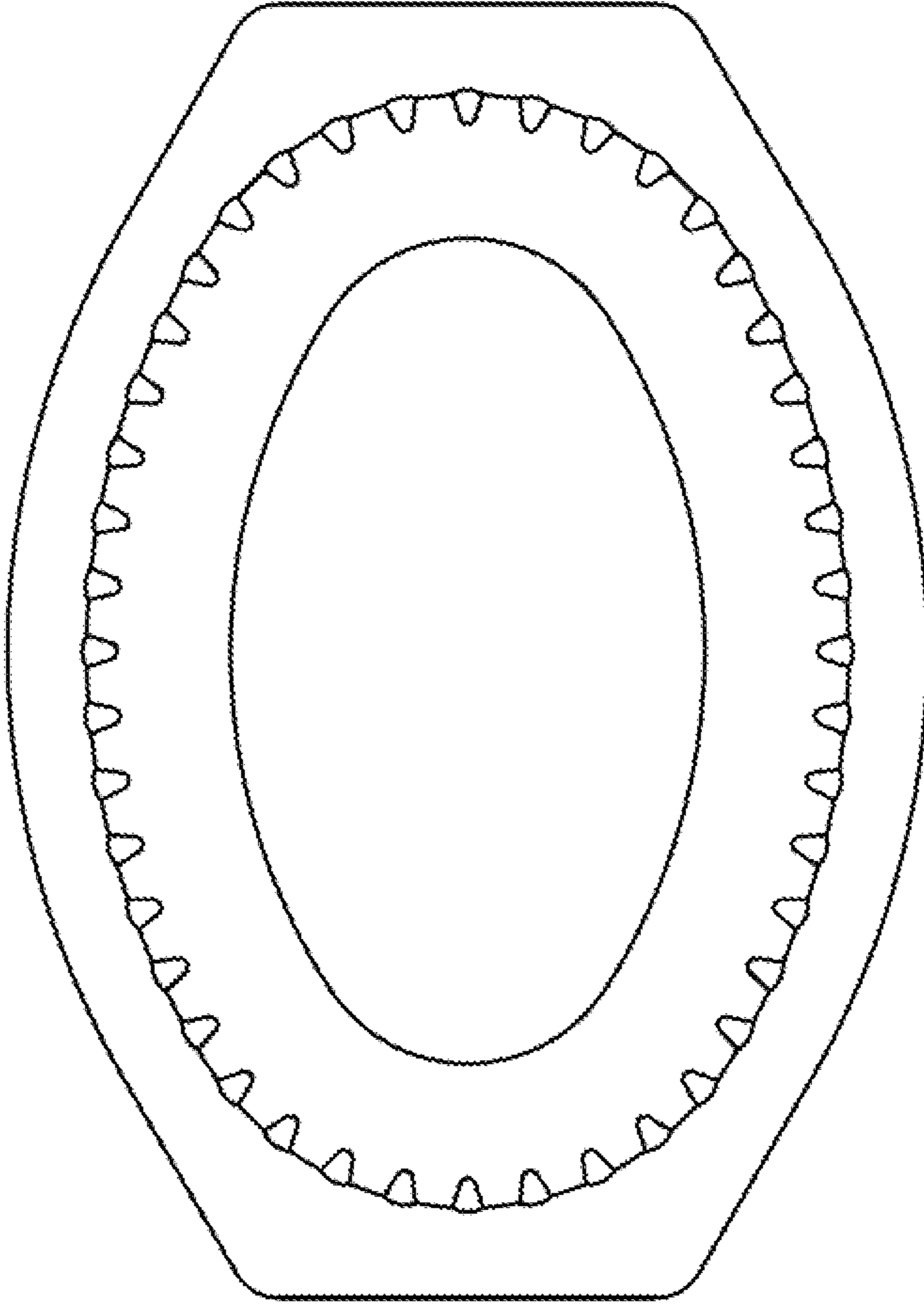


FIG. 3

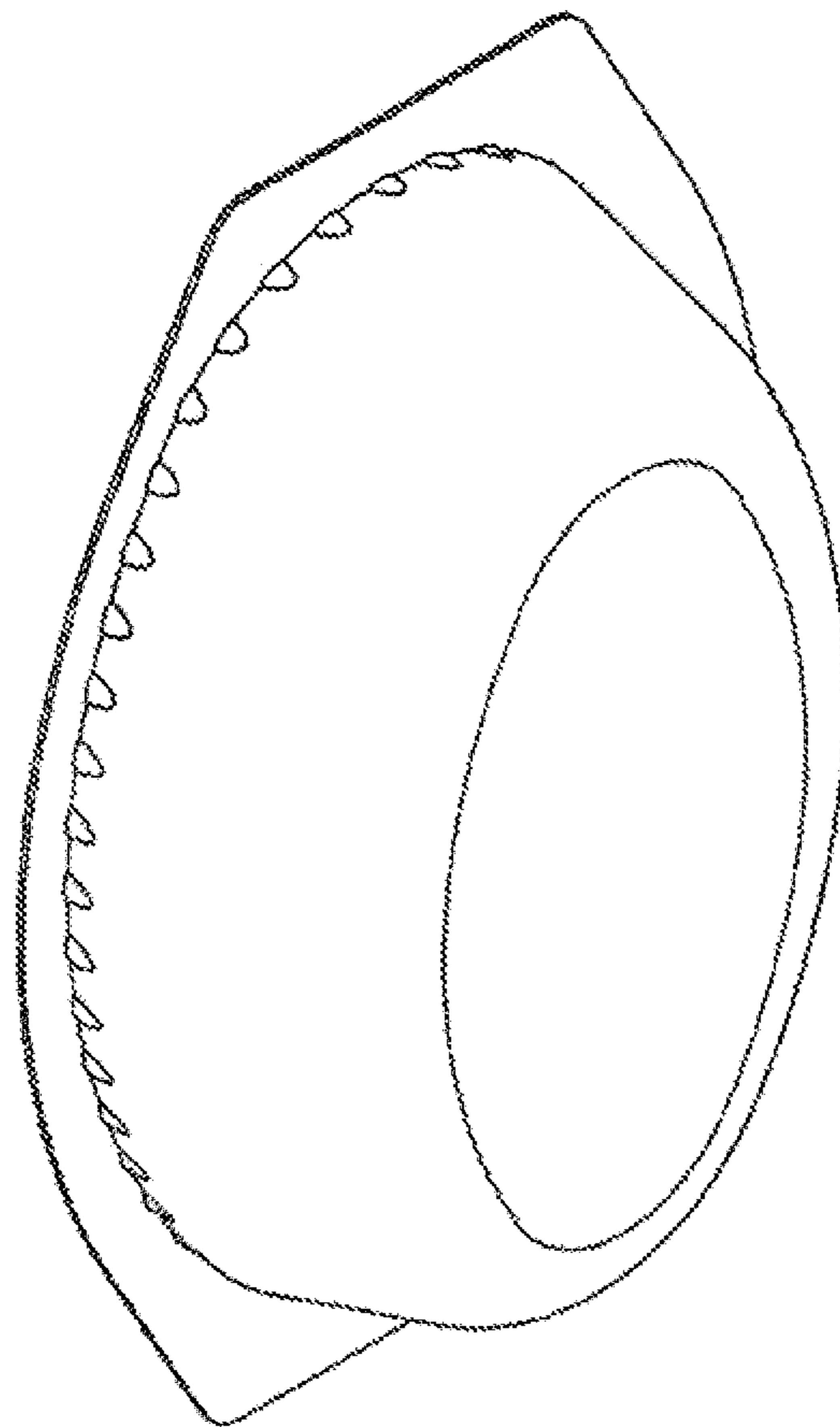


FIG. 4