



US00D683615S

(12) **United States Design Patent**  
**Noumi et al.**

(10) **Patent No.:** **US D683,615 S**  
(45) **Date of Patent:** **\*\* Jun. 4, 2013**

(54) **WINDING CORE**  
(75) Inventors: **Shunsuke Noumi**, Osaka (JP);  
**Shunichiro Sayanagi**, Osaka (JP)  
(73) Assignee: **Nitto Denko Corporation**, Osaka (JP)  
(\*\*) Term: **14 Years**  
(21) Appl. No.: **29/430,378**  
(22) Filed: **Aug. 24, 2012**

3,540,669 A 11/1970 Schmidt et al.  
3,579,859 A 5/1971 Malenge  
4,185,125 A 1/1980 Sakakibara et al.  
5,070,597 A 12/1991 Holt et al.  
D372,419 S \* 8/1996 Ikegami ..... D8/382  
5,943,836 A 8/1999 Kassardjian  
6,189,575 B1 2/2001 Ions et al.  
6,204,584 B1 3/2001 Muszynski  
D513,471 S 1/2006 Sato et al.

(Continued)

**Related U.S. Application Data**

(62) Division of application No. 29/386,259, filed on Feb. 25, 2011, now Pat. No. Des. 668,527.

**FOREIGN PATENT DOCUMENTS**

JP S47-2810 B 1/1972  
JP 1-162467 U 11/1989

(Continued)

**Foreign Application Priority Data**

Aug. 27, 2010 (JP) ..... 2010-020730  
Aug. 27, 2010 (JP) ..... 2010-020731  
Aug. 27, 2010 (JP) ..... 2010-020732  
Dec. 21, 2010 (JP) ..... 2010-030546

**OTHER PUBLICATIONS**

Nippo Co., Ltd., Food Packaging Magazine, Feb. 2009 Issue No. 679, Lotus Core, Design No. HA20011945, Feb. 10, 2009, 4 pages, Japan.

*Primary Examiner* — Cynthia Underwood  
(74) *Attorney, Agent, or Firm* — Dennis R. Haszko

(51) **LOC (9) Cl.** ..... **08-05**  
(52) **U.S. Cl.**  
USPC ..... **D8/356**

(57) **CLAIM**

The ornamental design for a winding core, as shown and described.

(58) **Field of Classification Search**  
USPC ..... 248/68.1, 49, 51, 56, 60, 176.1, 304,  
248/305, 339, 217.2; D8/356, 354, 349, 360,  
D8/355, 361, 362, 366, 367, 380, 373, 377,  
D8/395; D13/155; D6/512; D14/432, 217,  
D14/299; 411/431, 372.5; D18/34.9, 56;  
24/698; 294/16; 138/106

**DESCRIPTION**

FIG. 1 is a perspective view of the winding core;  
FIG. 2 is a front view thereof;  
FIG. 3 is a plan view thereof;  
FIG. 4 is a right side view thereof;  
FIG. 5 is a sectional view thereof taken at 5-5 of FIG. 3; and,  
FIG. 6 is a perspective view shown in an environment of use.  
The portions shown in broken lines do not form part of the claimed design.

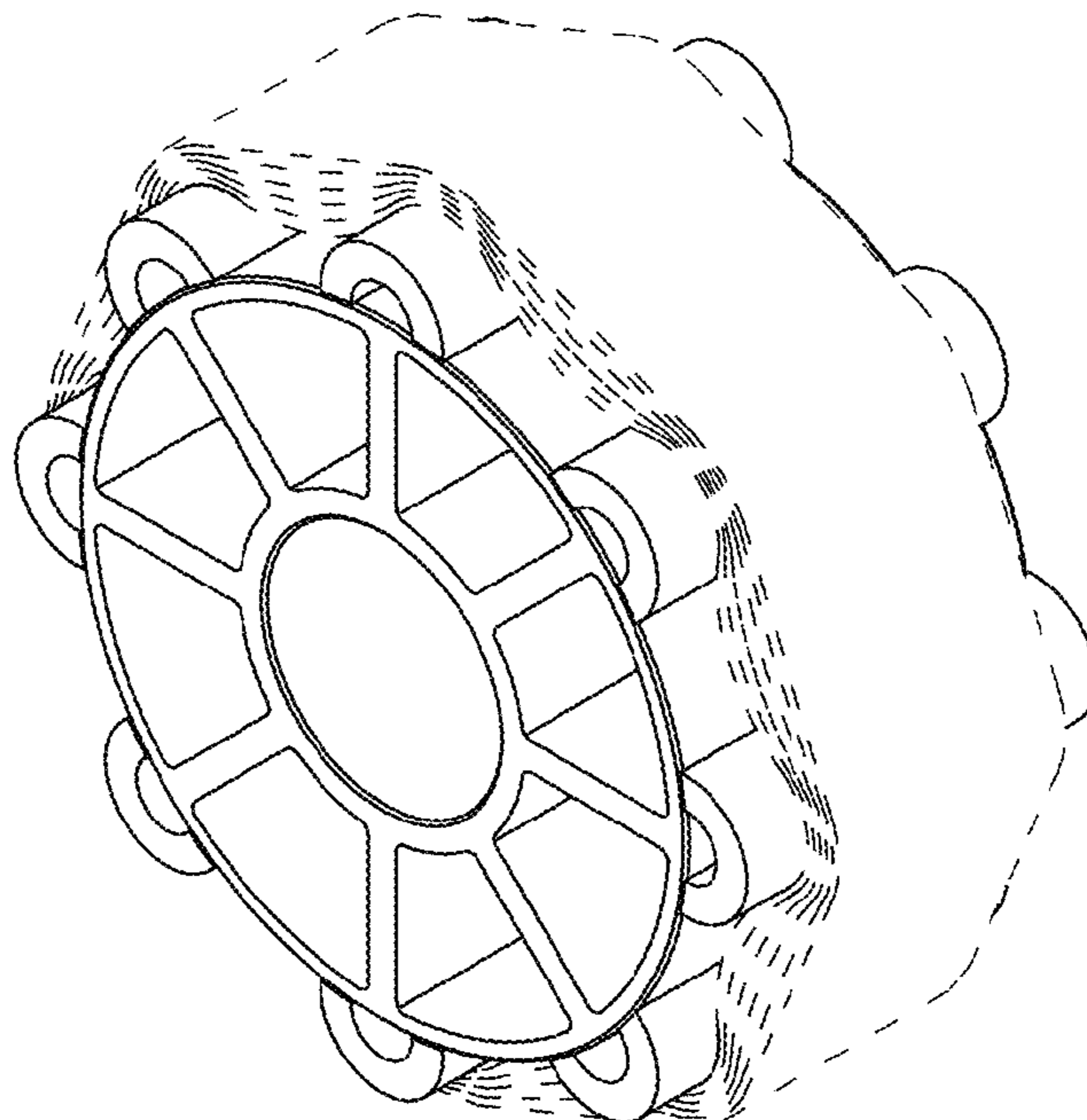
See application file for complete search history.

(56) **References Cited**

**U.S. PATENT DOCUMENTS**

429,041 A 5/1890 Lynch  
2,831,948 A 4/1958 Fraser

**1 Claim, 3 Drawing Sheets**



# US D683,615 S

Page 2

## U.S. PATENT DOCUMENTS

D534,416 S \* 1/2007 Kelleghan ..... D8/356  
D549,753 S 8/2007 Kanemitsu  
7,364,111 B2 4/2008 Schleucher  
D571,192 S \* 6/2008 Stomp et al. .... D8/356  
D572,578 S \* 7/2008 Sato et al. .... D8/382  
D587,559 S \* 3/2009 Jones et al. .... D8/349  
D601,879 S \* 10/2009 Kim et al. .... D8/356  
D640,527 S \* 6/2011 Hoek ..... D8/356  
D641,611 S \* 7/2011 Minayoshi ..... D8/354  
D653,523 S \* 2/2012 Wackwitz et al. .... D8/354

D655,598 S \* 3/2012 Hsu ..... D8/356  
D670,153 S \* 11/2012 Wu ..... D8/356  
D674,271 S \* 1/2013 Rodwin ..... D8/356  
2005/0076602 A1 4/2005 Routhier

## FOREIGN PATENT DOCUMENTS

JP 2-108981 U 8/1990  
JP 2004-106225 A 4/2004  
JP 2005-298094 A 10/2005

\* cited by examiner

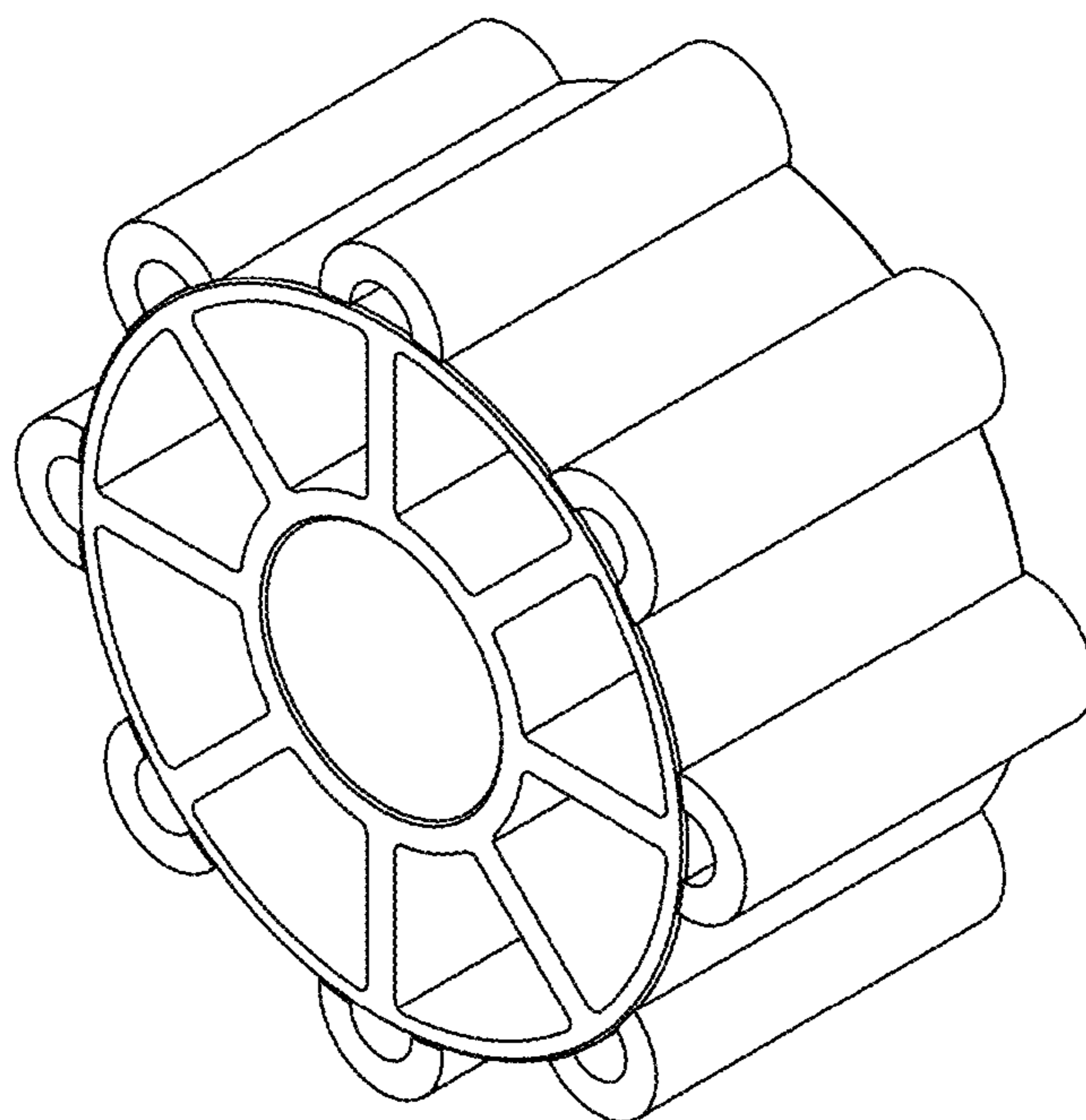


FIG. 1




FIG. 2




FIG.3




FIG.4




FIG. 5

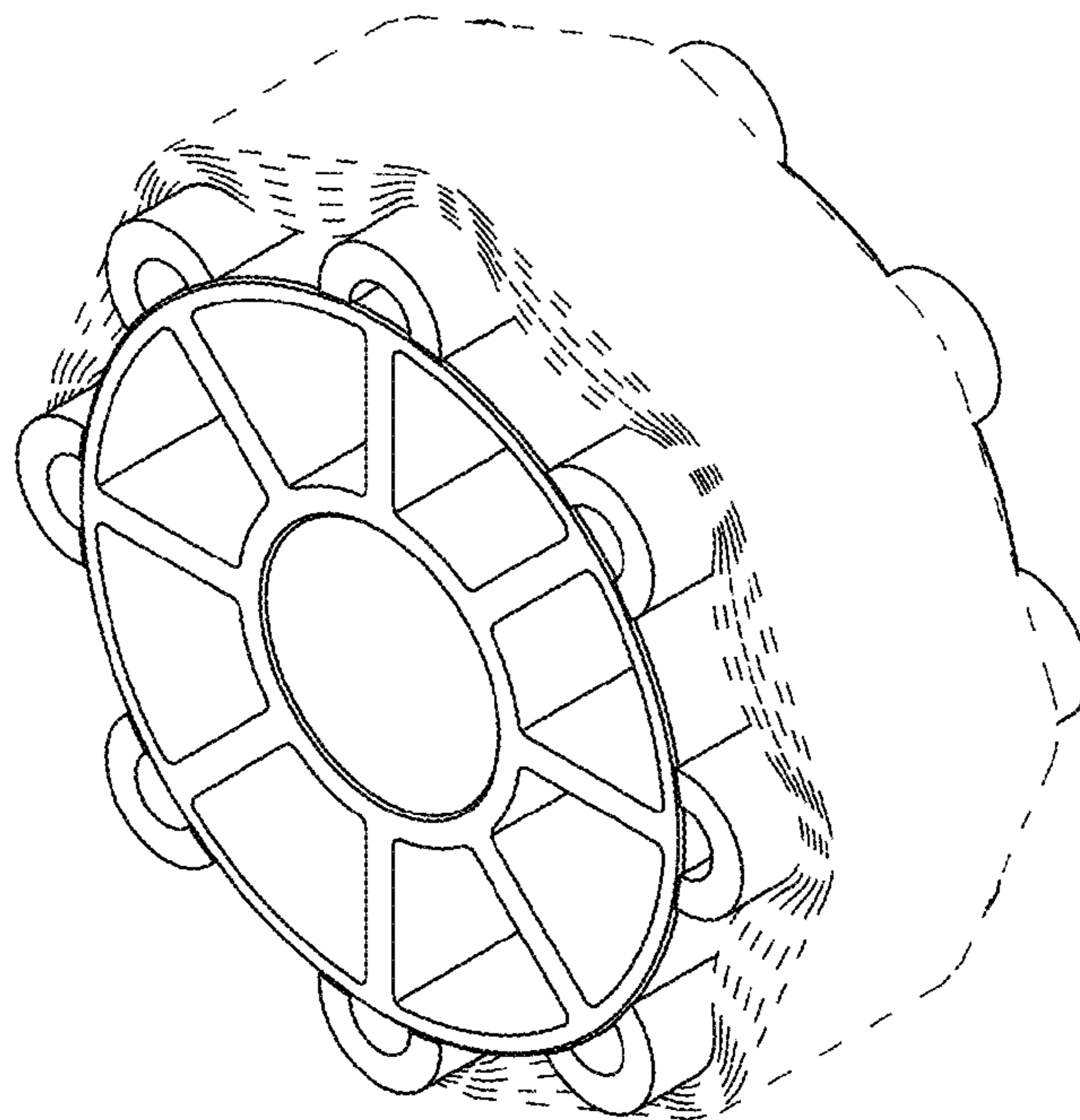


FIG. 6