



US00D683556S

(12) **United States Design Patent**
Stromborg

(10) **Patent No.:** **US D683,556 S**
(45) **Date of Patent:** **** Jun. 4, 2013**

(54) **TABLE BASE**

(75) **Inventor:** **Daniel Eric Stromborg**, Los Angeles, CA (US)

(73) **Assignee:** **Knoll, Inc.**, East Greenville, PA (US)

(**) **Term:** **14 Years**

(21) **Appl. No.:** **29/423,817**

(22) **Filed:** **Jun. 5, 2012**

(51) **LOC (9) Cl.** **06-06**

(52) **U.S. Cl.**
USPC **D6/495**

(58) **Field of Classification Search**
USPC ... D6/480-489, 495, 496, 499, 429; 108/150, 108/153.1, 155, 157, 161; 248/188, 188.8, 248/188.7
See application file for complete search history.

(56) **References Cited**

U.S. PATENT DOCUMENTS

2,653,652	A	*	9/1953	De Martini	108/155
D218,903	S	*	10/1970	Chichester, Jr	D6/484
D265,364	S	*	7/1982	Walker	D6/495
D453,642	S	*	2/2002	Mascheroni	D6/495
D668,084	S	*	10/2012	Lehman-Smith	D6/495

OTHER PUBLICATIONS

Selig Tables, Mar. 1, 1971, p.L332A, cocktail table at top left.*

* cited by examiner

Primary Examiner — Janice Seeger

(74) *Attorney, Agent, or Firm* — Buchanan Ingersoll & Rooney PC

(57) **CLAIM**

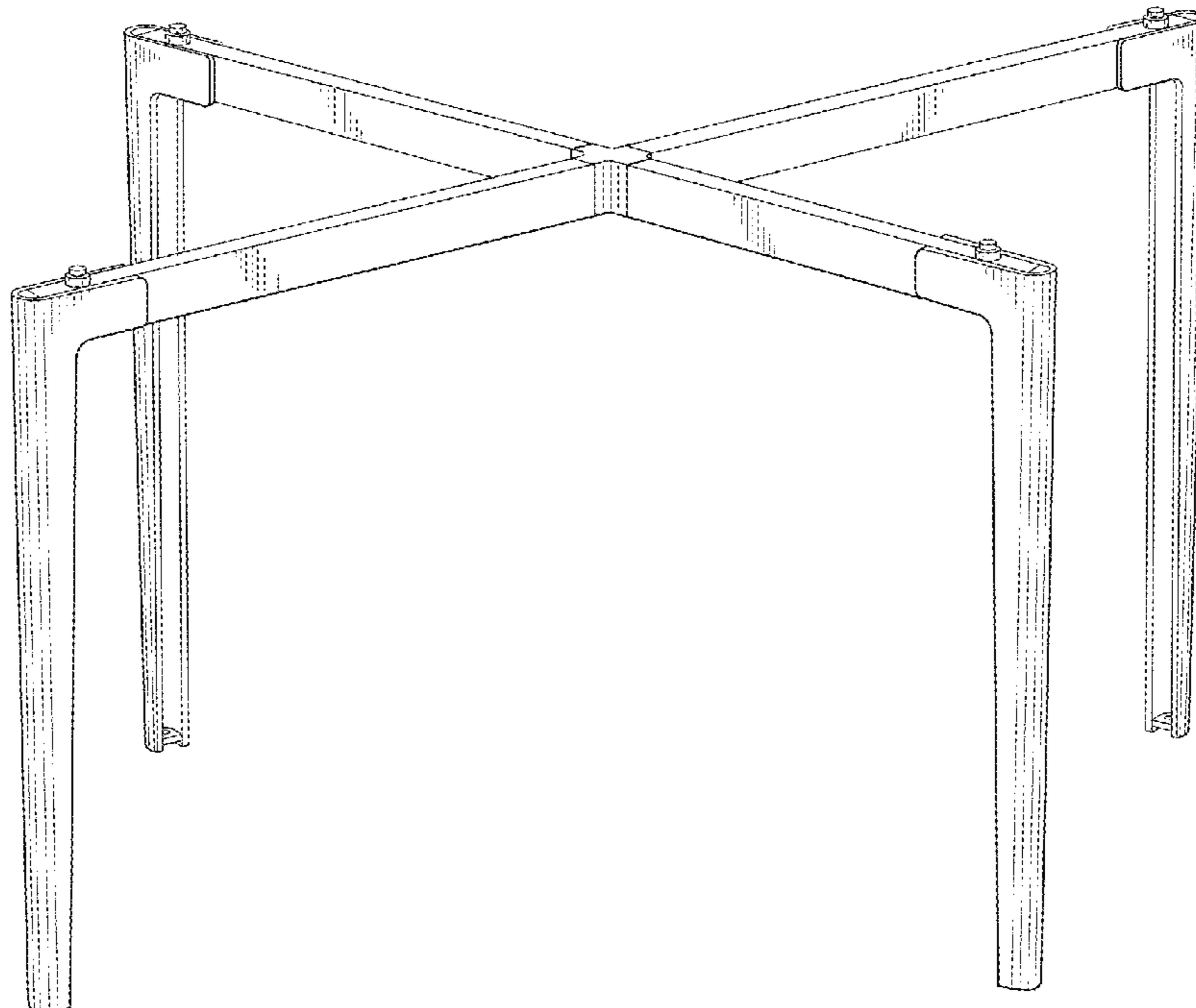
The ornamental design for a table base, as shown and described.

DESCRIPTION

FIG. 1 is a perspective view of a table base showing my new design;
FIG. 2 is a front elevational view thereof;
FIG. 3 is a rear elevational view thereof;
FIG. 4 is a top plan view thereof;
FIG. 5 is a right side elevational view thereof;
FIG. 6 is a left side elevational view thereof; and,
FIG. 7 is a perspective view to more fully illustrate the table base with a sample table top.

The phantom lines in FIG. 7 are for illustrative purposes only to show a sample table top and form no part of the claimed design. The bottom of the table base is not a part of the claimed design.

1 Claim, 5 Drawing Sheets



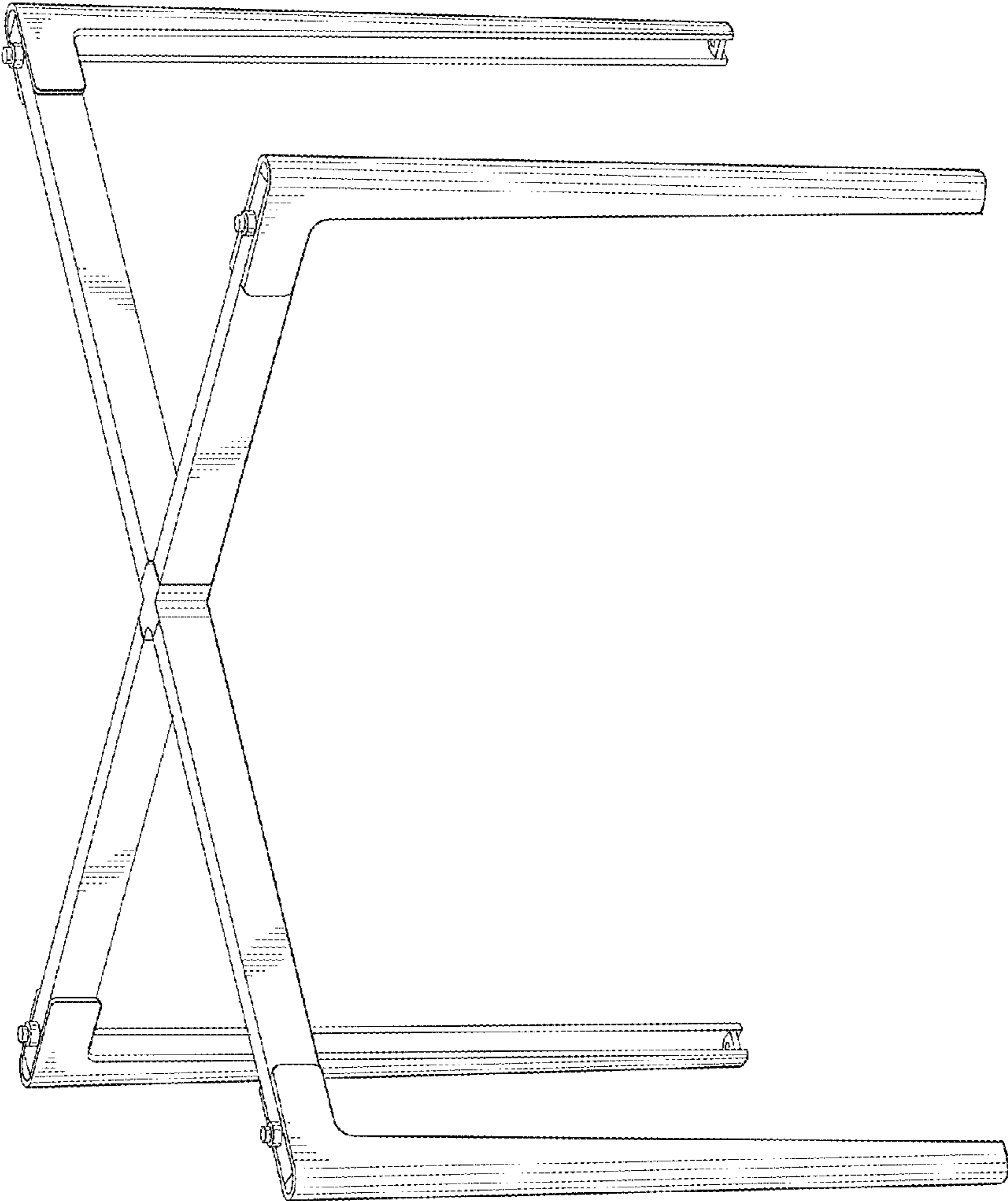


FIG. 1




FIG. 2




FIG. 3

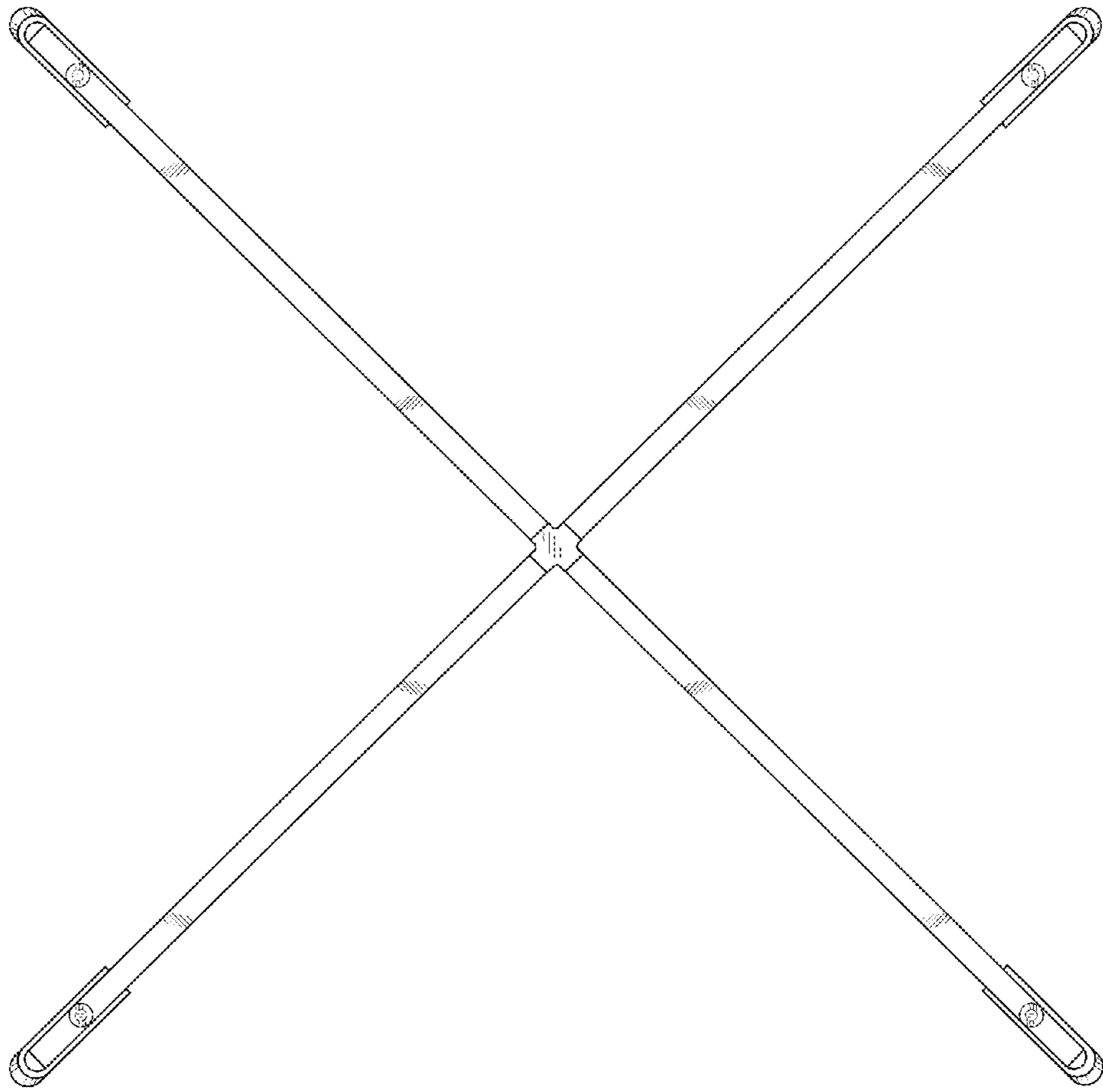


FIG. 4




FIG. 5




FIG. 6

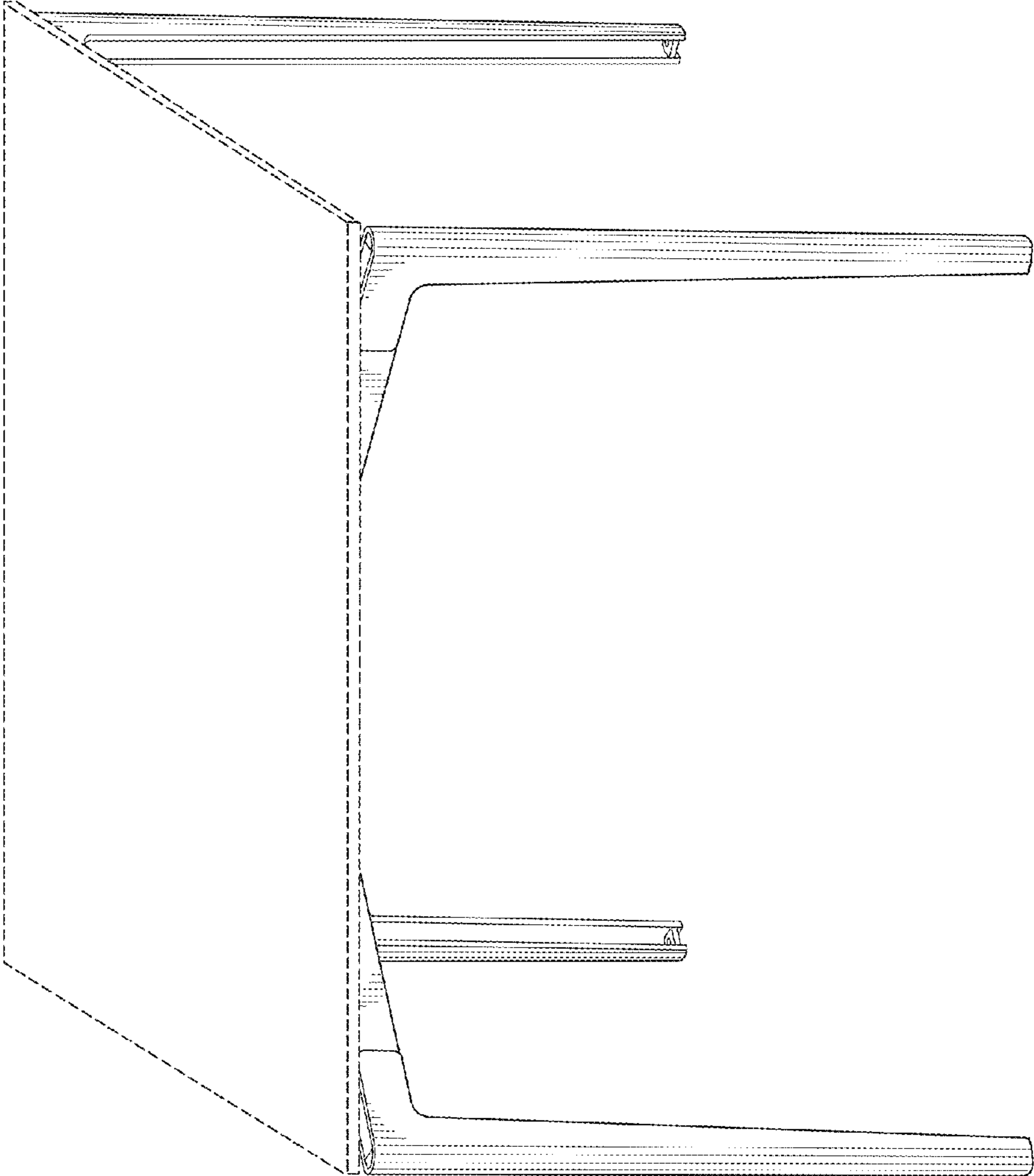


FIG. 7