



US00D683549S

(12) **United States Design Patent**  
**Urquiola Hidalgo**

(10) **Patent No.:** **US D683,549 S**  
(45) **Date of Patent:** **\*\* Jun. 4, 2013**

- (54) **LOUNGE CHAIR**
- (71) Applicant: **Steelcase Inc.**, Grand Rapids, MI (US)
- (72) Inventor: **Patricia Urquiola Hidalgo**, Milan (IT)
- (73) Assignee: **Steelcase Inc.**, Grand Rapids, MI (US)
- (\*\*) Term: **14 Years**
- (21) Appl. No.: **29/437,702**
- (22) Filed: **Nov. 20, 2012**

D228,595 S	10/1973	Korch	
3,893,731 A	7/1975	Maggs	
3,902,759 A	9/1975	Monteforte et al.	
D237,662 S	11/1975	Subert	
D238,527 S *	1/1976	Bernard	D6/334
D239,795 S	5/1976	Bernard	
D242,964 S *	1/1977	Haynes, Sr.	D6/377
D243,045 S *	1/1977	Haynes, Sr.	D6/377
D243,047 S *	1/1977	Haynes, Sr.	D6/377

(Continued)

**FOREIGN PATENT DOCUMENTS**

JP 2006174931 A 7/2006

**OTHER PUBLICATIONS**

The furni Italian contemporary, downloaded from <http://www.fenicie.com/the-furni-italian-contemporary-the-better-reviews-the-better-furniture>, on Mar. 28, 2012 (5 pages).

*Primary Examiner* — Sandra Snapp

- Related U.S. Application Data**
- (62) Division of application No. 29/419,414, filed on Apr. 27, 2012.
  - (51) **LOC (9) Cl.** ..... **06-01**
  - (52) **U.S. Cl.**  
USPC ..... **D6/334**
  - (58) **Field of Classification Search**  
USPC ..... D6/334–338, 349, 355, 361, 368–370,  
D6/376, 379–381, 492, 500–502; 297/16.1,  
297/42, 94, 135, 175, 232, 233, 350, 351,  
297/445.1, 448.1, 448.2, 451.9; 5/12.1, 12.2  
See application file for complete search history.

(57) **CLAIM**

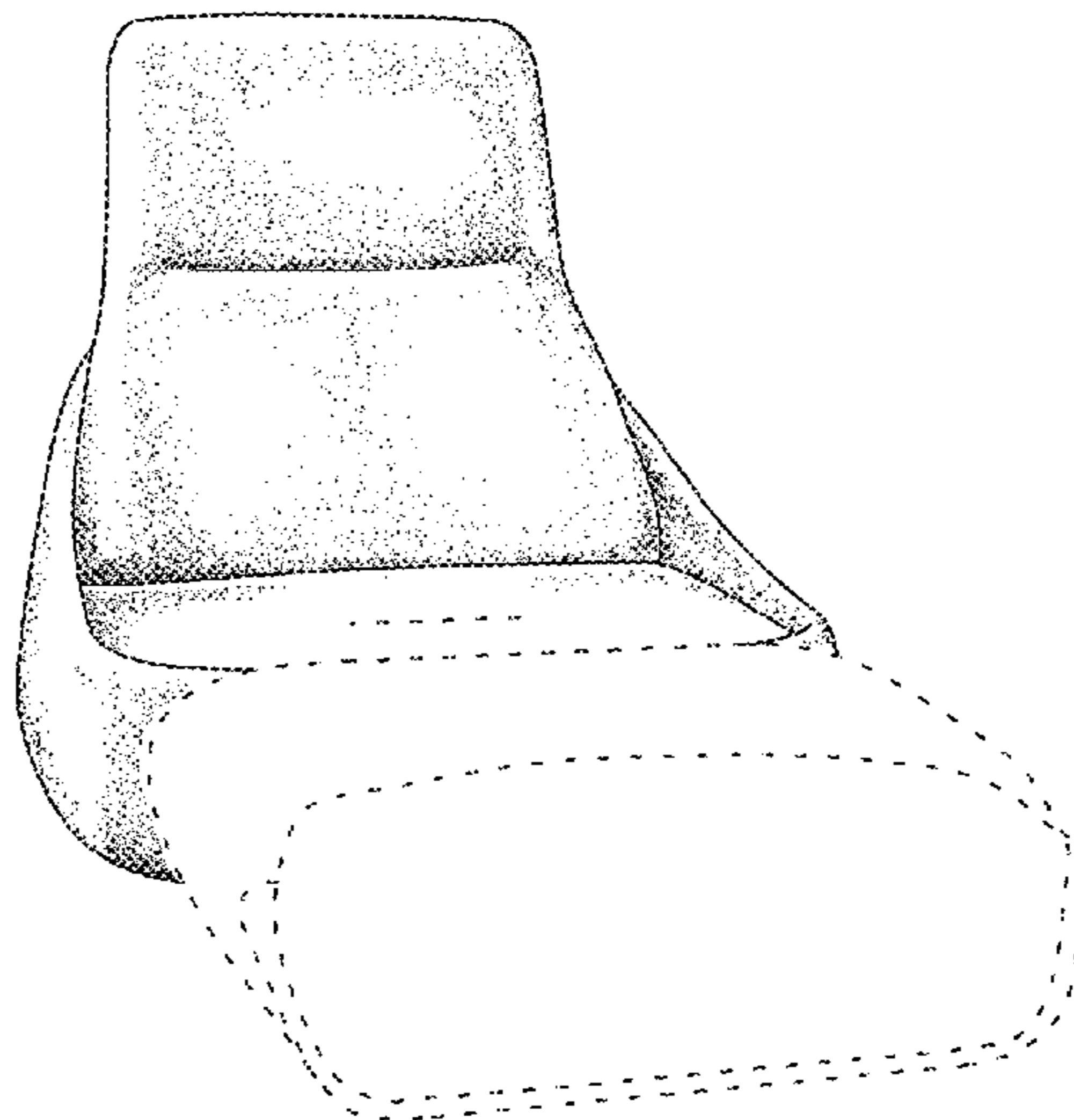
I claim the ornamental design for a lounge chair, as shown and described.

**DESCRIPTION**

FIG. 1 is a front perspective view of a lounge chair, according to one embodiment;  
FIG. 2 is a right side view of a lounge chair of FIG. 1, the left side view is a mirror image of the right side view of FIG. 2;  
FIG. 3 is a front view of a lounge chair of FIG. 1;  
FIG. 4 is a rear view of a lounge chair of FIG. 1;  
FIG. 5 is a top view of a lounge chair of FIG. 1; and,  
FIG. 6 is a bottom view of a lounge chair of FIG. 1.  
The dashed lines are for purposes of illustrating environmental structure and form no part of the claimed design.

- (56) **References Cited**
- U.S. PATENT DOCUMENTS**
- |              |         |           |        |
|--------------|---------|-----------|--------|
| 2,334,297 A  | 11/1943 | Talimer   |        |
| 2,599,396 A  | 6/1952  | Kronheim  |        |
| 2,615,502 A  | 10/1952 | Schneider |        |
| D213,190 S * | 1/1969  | Watari    | D6/334 |
| 3,736,023 A  | 5/1973  | Lyons     |        |
| D227,201 S * | 6/1973  | Scott     | D6/365 |
| 3,742,526 A  | 7/1973  | Lilard    |        |
| 3,751,739 A  | 8/1973  | Assmann   |        |

**1 Claim, 3 Drawing Sheets**



# US D683,549 S

## U.S. PATENT DOCUMENTS

D244,569 S	6/1977	Laroye	D434,237 S	11/2000	Binder et al.
D245,297 S	8/1977	Curtin	D435,355 S	12/2000	Peterson
D245,298 S	8/1977	Brahm	6,170,908 B1	1/2001	Jewell
D246,492 S	11/1977	Roset	D437,128 S	2/2001	Binder et al.
D249,102 S	8/1978	Pelly	6,270,155 B1	8/2001	Rashid
D250,860 S	1/1979	Castro	D452,386 S	12/2001	Mourgue
D252,489 S	7/1979	Petersilie	D466,313 S	12/2002	Hutton
D252,782 S	9/1979	Roset	6,668,394 B2	12/2003	Walpin
D254,345 S	3/1980	Labor	D487,984 S	4/2004	Natuzzi
D257,087 S	9/1980	Roset	D501,112 S	1/2005	Kasatshko et al.
D261,830 S	11/1981	Marks	D504,781 S	5/2005	Suzuki et al.
D261,834 S	11/1981	Stebbins	D505,277 S	5/2005	Tapinassi et al.
D262,676 S	1/1982	Roset	D505,560 S	5/2005	Hutton et al.
D266,715 S	11/1982	Tiffany, III	D508,787 S	8/2005	Natuzzi
D269,482 S	6/1983	Ungaro	D539,045 S *	3/2007	Mourgue ..... D6/334
D274,576 S	7/1984	Tiffany	D539,046 S	3/2007	Bouroullec et al.
D278,004 S	3/1985	Sigona	D548,986 S	8/2007	McCoy et al.
D280,365 S	9/1985	Hopfer	D549,471 S	8/2007	Bauchet
D282,126 S	1/1986	Hopfer	D549,971 S	9/2007	Jourdan
D303,735 S	10/1989	Haukvik et al.	D550,464 S	9/2007	Bauchet
D304,394 S	11/1989	Harmer	D552,853 S	10/2007	Goodrick
D308,768 S	6/1990	Ferro	D552,854 S	10/2007	Tseng
D310,452 S	9/1990	Hopfer	D559,576 S	1/2008	Bauchet
D312,000 S	11/1990	Smith et al.	D571,565 S	6/2008	Cheng
D315,643 S	3/1991	Guy	D579,222 S	10/2008	Schmitt
D320,892 S	10/1991	Kinard et al.	D587,911 S	3/2009	Pearson et al.
D335,035 S	4/1993	Floyd	D596,862 S	7/2009	Paulin
D342,164 S	12/1993	Dalman	D600,029 S	9/2009	Paulin
D358,039 S	5/1995	Fornaro	D609,481 S	2/2010	Young-il et al.
D366,571 S	1/1996	Hutton	D609,931 S	2/2010	Young-il et al.
D380,907 S	7/1997	Chandler	D610,365 S	2/2010	Young-il et al.
D383,321 S	9/1997	Honeycutt, Sr.	D610,826 S	3/2010	Nigro
D390,017 S	2/1998	Lewis	D612,161 S	3/2010	Paulin
D392,471 S	3/1998	Smith	D612,622 S	3/2010	Paulin
D395,759 S	7/1998	Smith	D617,106 S	6/2010	Giovanetti
D396,757 S	8/1998	Katz et al.	D618,466 S	6/2010	Cabrera
D400,364 S	11/1998	Hutton	D627,574 S	11/2010	Joly
D404,210 S	1/1999	Hutton	D627,575 S	11/2010	Joly
D416,704 S	11/1999	Mourgue	D628,399 S	12/2010	Gauthier
D420,520 S	2/2000	Johnston	D629,626 S *	12/2010	Jourdan ..... D6/334
D424,314 S	5/2000	Linder	7,845,703 B2	12/2010	Panzarella et al.
D426,076 S	6/2000	Peterson	D632,503 S	2/2011	Saul
D431,694 S	10/2000	Copple	D644,448 S	9/2011	Li
D431,724 S	10/2000	Peterson	D646,496 S	10/2011	Fukasawa
D431,914 S	10/2000	Lewis	2008/0236452 A1	10/2008	Pratt et al.

\* cited by examiner

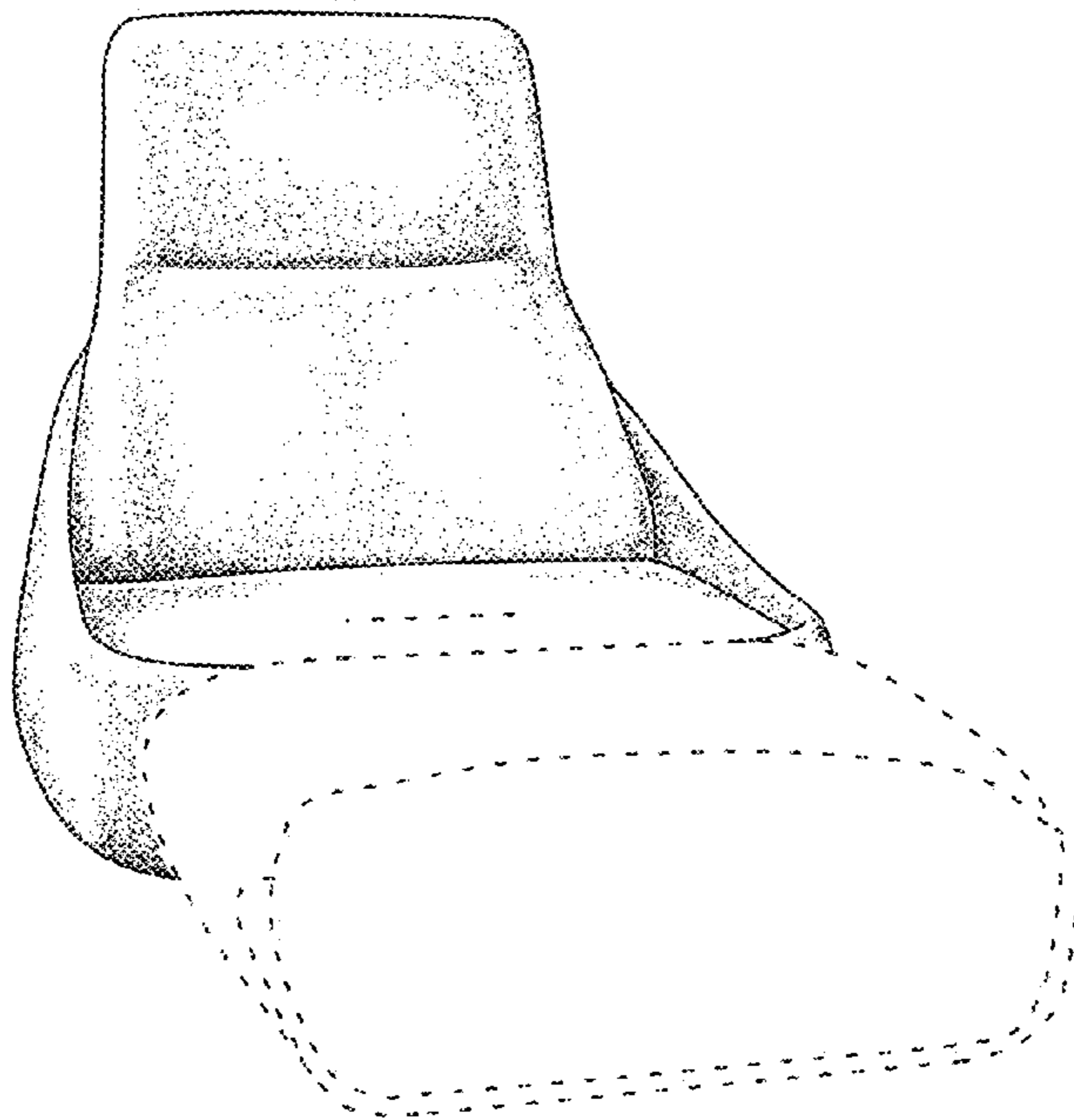


FIG. 1

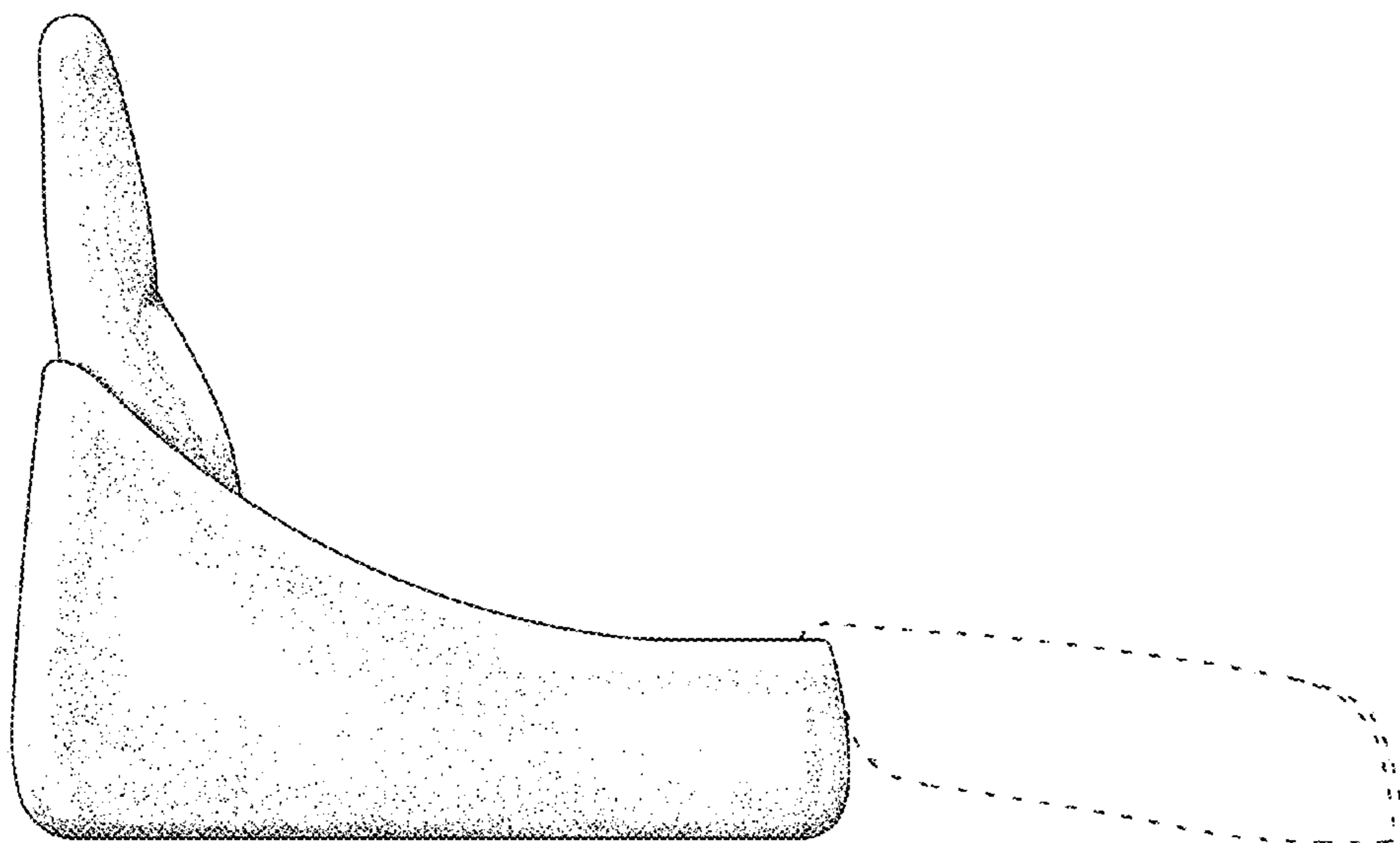


FIG. 2

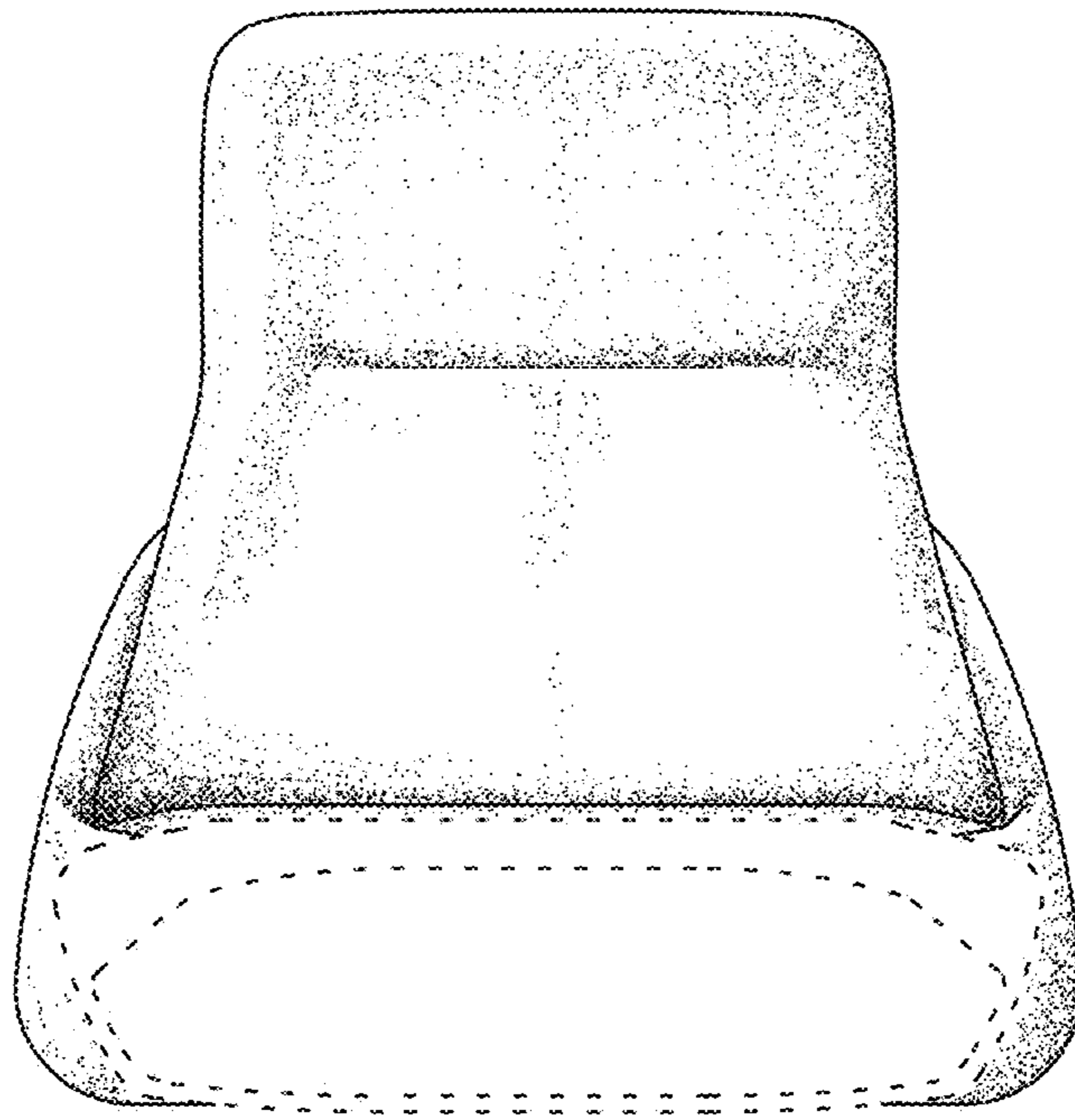


FIG. 3

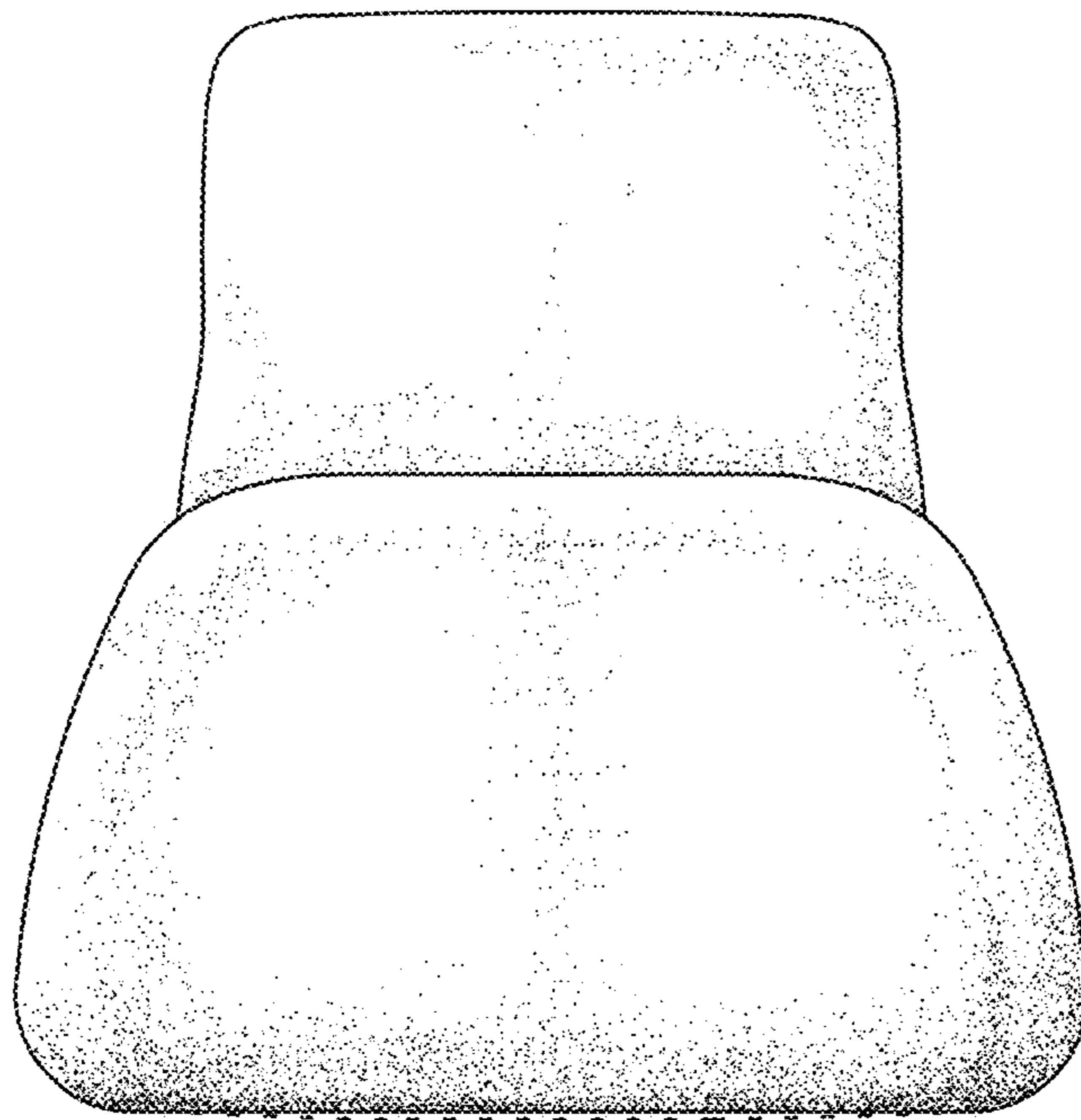


FIG. 4

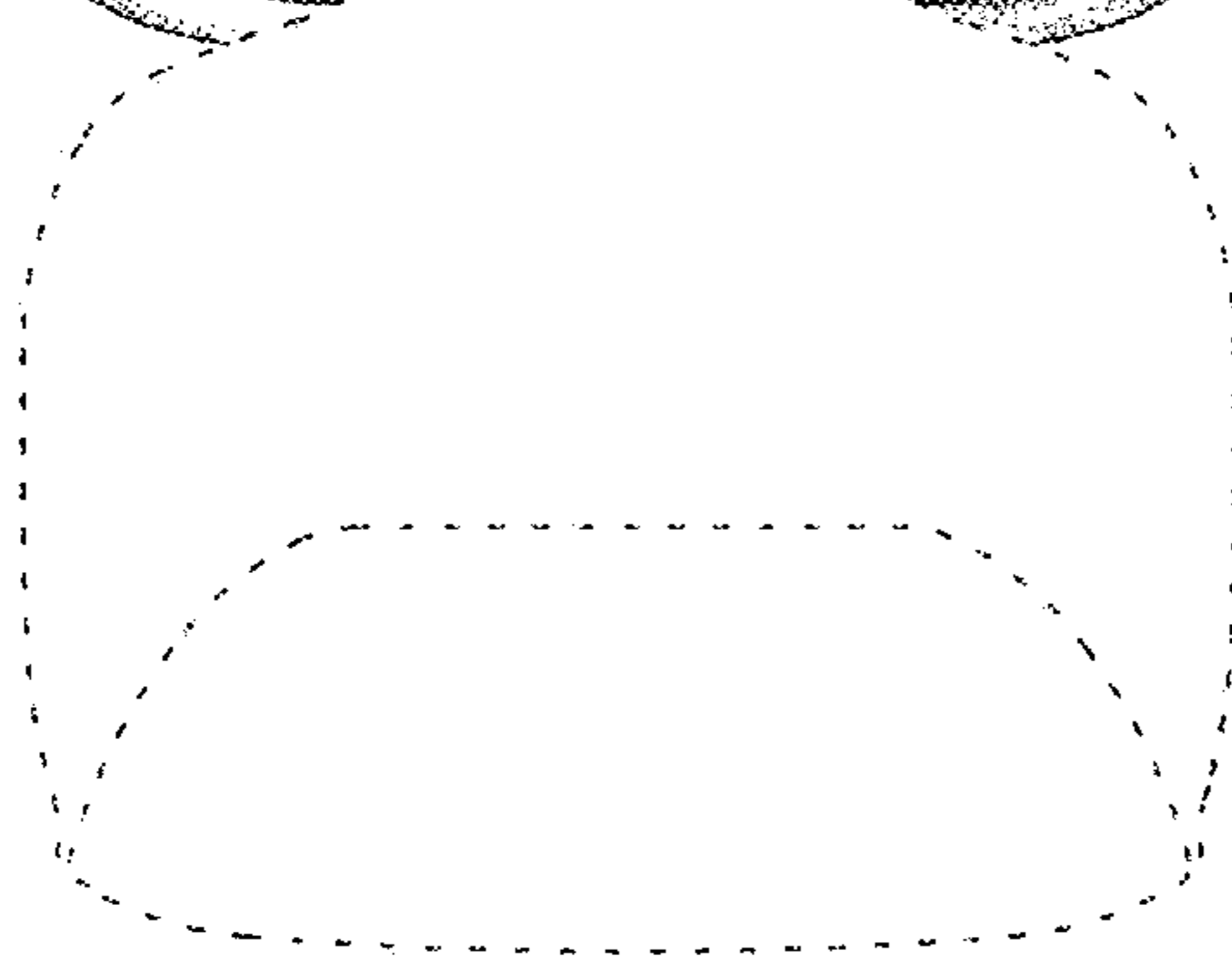
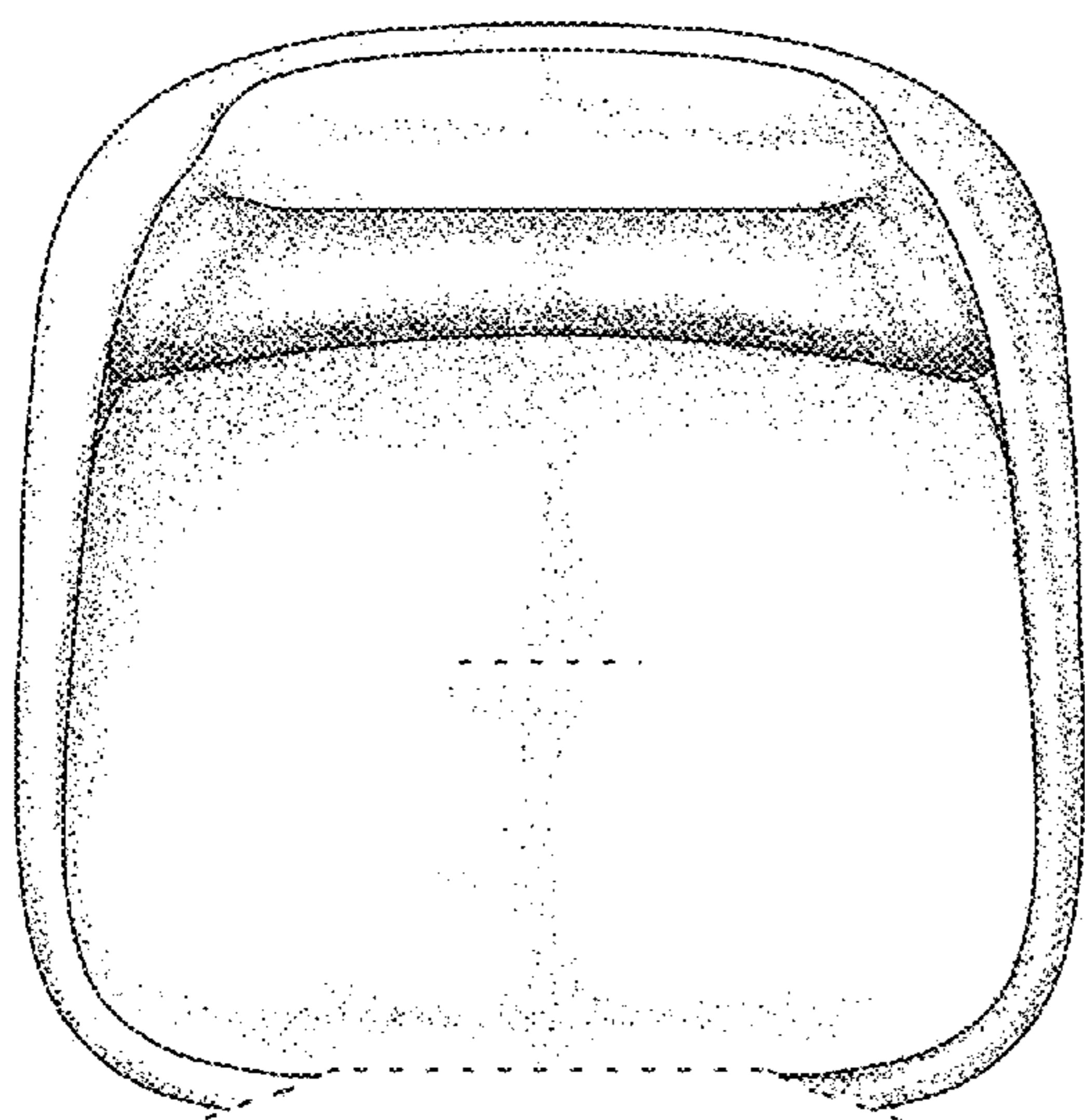


FIG. 5





FIG. 6

UNITED STATES PATENT AND TRADEMARK OFFICE  
**CERTIFICATE OF CORRECTION**

PATENT NO. : D683,549 S  
APPLICATION NO. : 29/437702  
DATED : June 4, 2013  
INVENTOR(S) : Patricia Urquiola Hidalgo

Page 1 of 1

It is certified that error appears in the above-identified patent and that said Letters Patent is hereby corrected as shown below:

Title Page, Item (62), replace “Division of application No. 29/419,414, filed on Apr. 27, 2012” with  
-- Continuation of application No. 29/419,414, filed on Apr. 27, 2012. --.

Signed and Sealed this  
Sixth Day of August, 2013



Teresa Stanek Rea  
*Acting Director of the United States Patent and Trademark Office*