



US00D683540S

(12) **United States Design Patent**
Phillips et al.

(10) **Patent No.:** **US D683,540 S**
(45) **Date of Patent:** **** Jun. 4, 2013**

(54) **ELECTRONIC DEVICE POCKET WITH
CARD SLOT**

(75) Inventors: **Alison Phillips**, Toronto (CA); **Caitlin
Curran-Blaney**, Toronto (CA)

(73) Assignee: **Research In Motion Limited**, Waterloo,
Ontario (CA)

(**) Term: **14 Years**

(21) Appl. No.: **29/410,541**

(22) Filed: **Jan. 9, 2012**

(51) **LOC (9) Cl.** **03-01**

(52) **U.S. Cl.**
USPC **D3/303**

(58) **Field of Classification Search**
USPC D3/300, 303, 215, 1, 215.5-215.6,
D3/215.8, 225-227; 206/576, 701, 703, 37-38,
206/235

See application file for complete search history.

(56) **References Cited**

U.S. PATENT DOCUMENTS

D476,149	S	*	6/2003	Andre et al.	D3/218
D477,135	S	*	7/2003	Fu	D3/247
D589,702	S	*	4/2009	Hale	D3/255
D638,216	S	*	5/2011	Fahrendorff et al.	D3/218
D648,536	S	*	11/2011	Fahrendorff et al.	D3/303

* cited by examiner

Primary Examiner — Holly Baynham


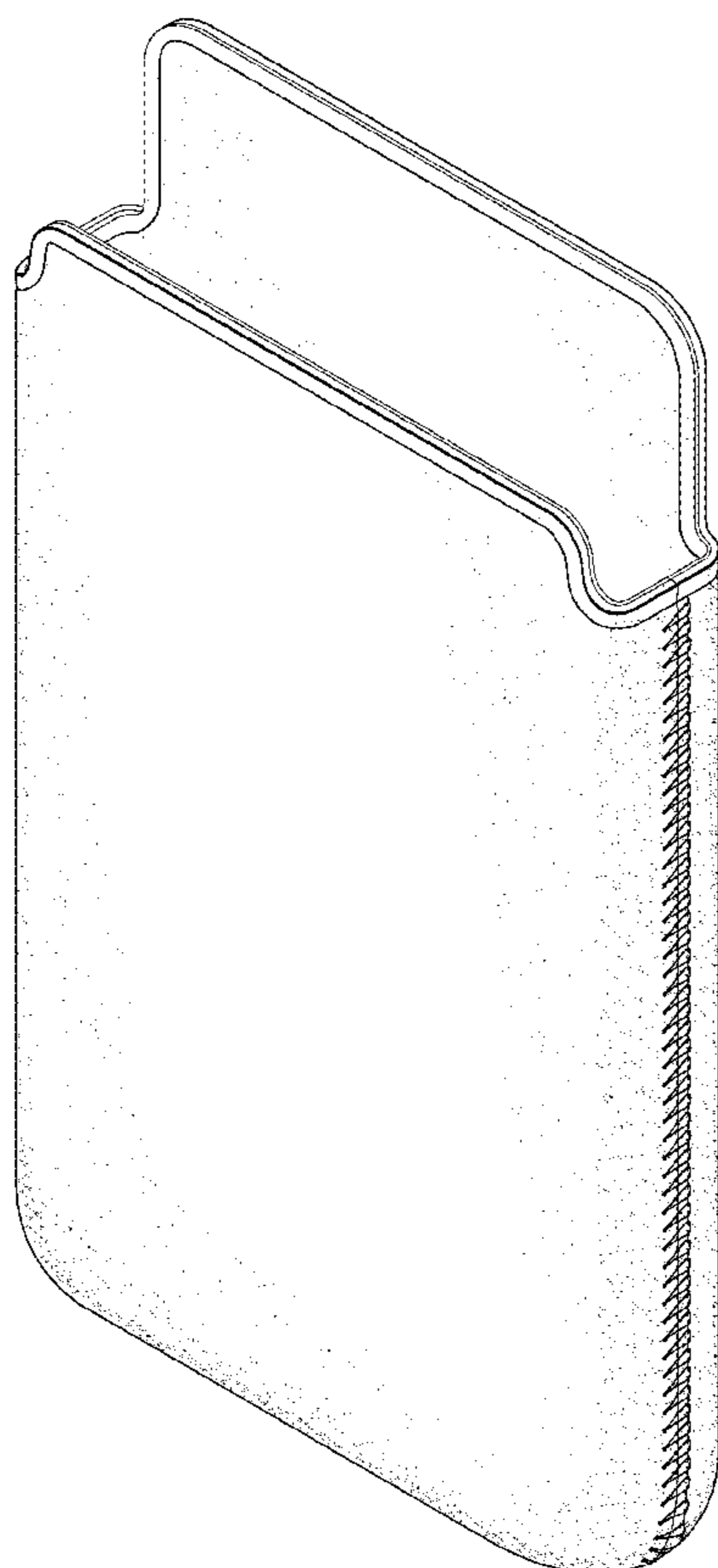
(57) **CLAIM**

We claim the ornamental design for an electronic device pocket with card slot, as shown and described.

DESCRIPTION

FIG. 1 is a front perspective view of an electronic device pocket with card slot;
FIG. 2 is a front elevational view of the electronic device pocket with card slot;
FIG. 3 is a back elevational view thereof;
FIG. 4 is a left elevational view thereof;
FIG. 5 is a right elevational view thereof;
FIG. 6 is a top plan view thereof; and,
FIG. 7 is a bottom plan view thereof.

1 Claim, 5 Drawing Sheets



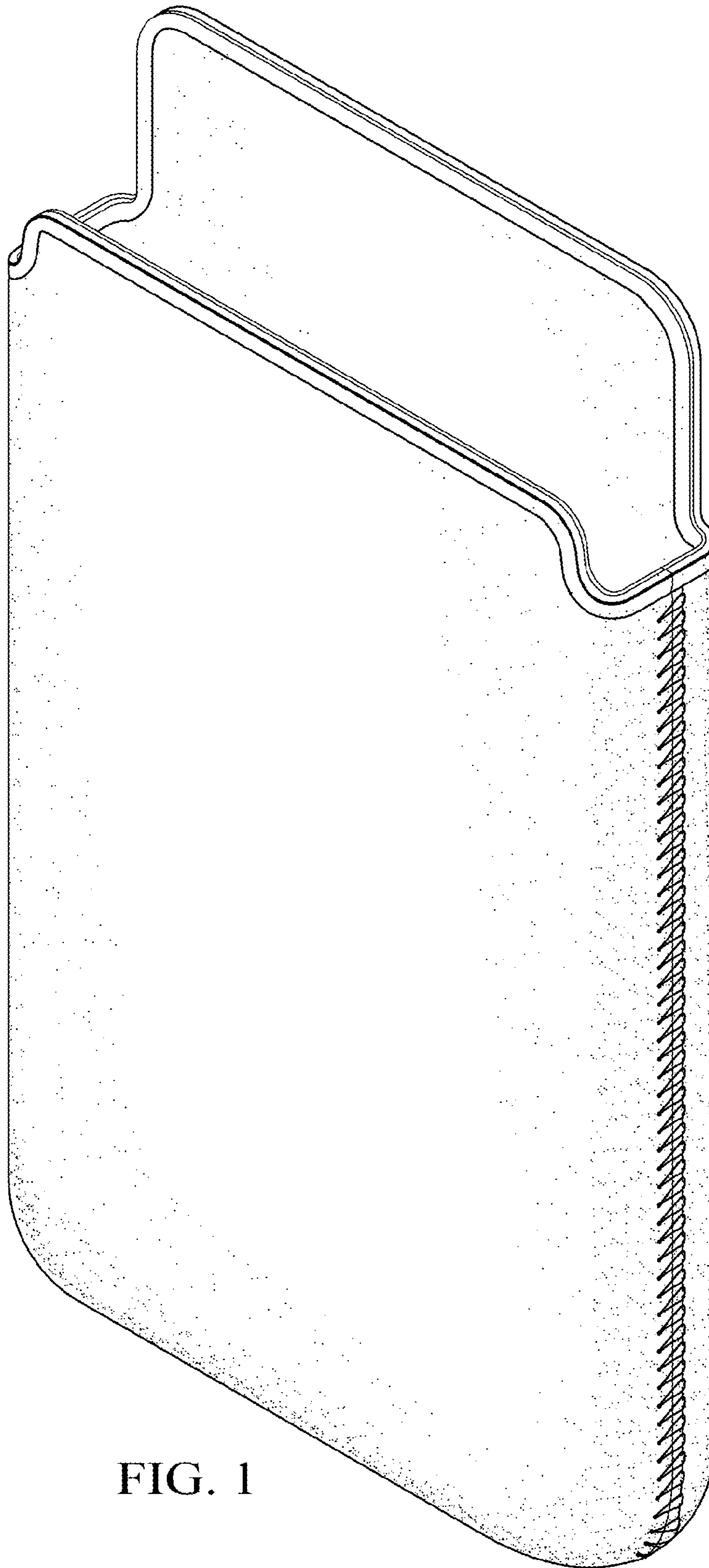


FIG. 1




FIG. 2




FIG. 3

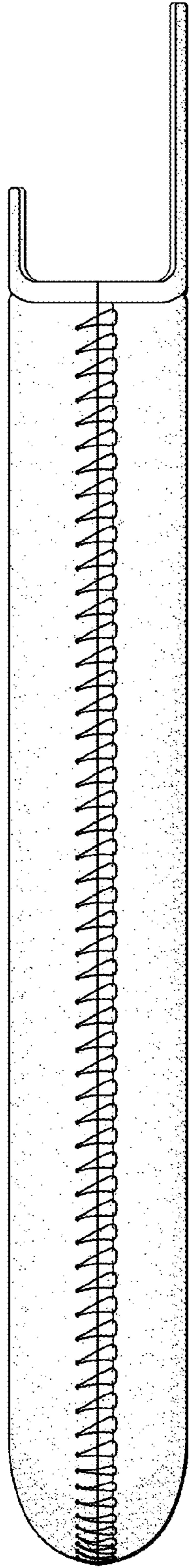


FIG. 4

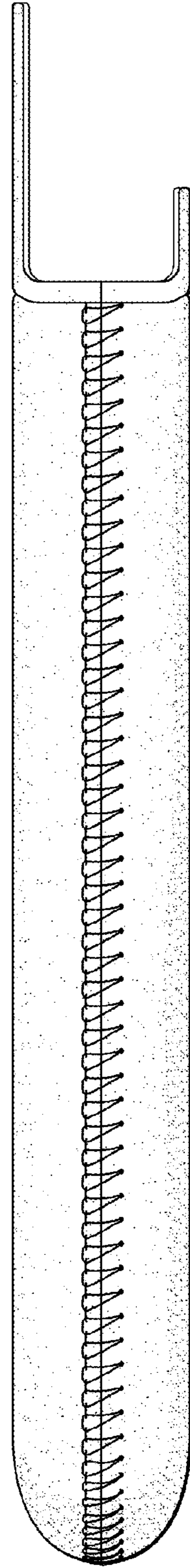


FIG. 5

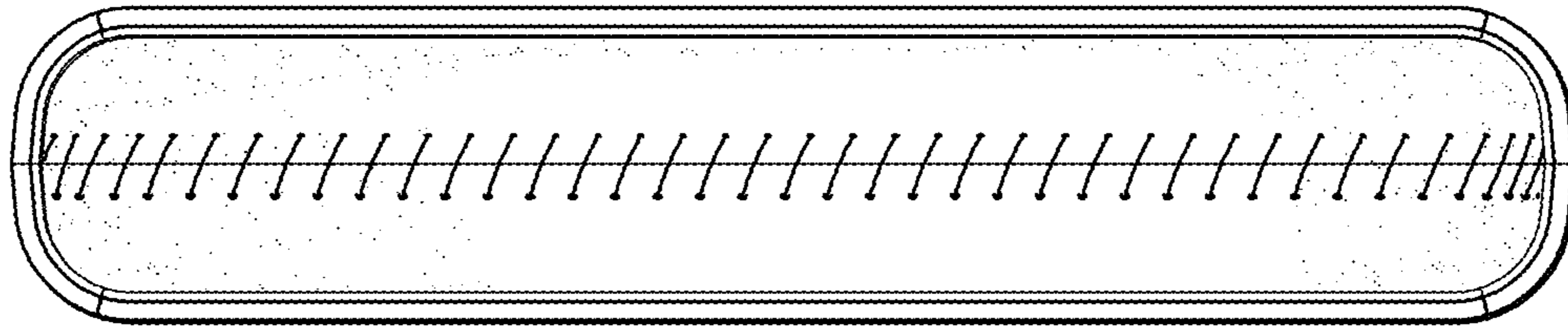


FIG. 6

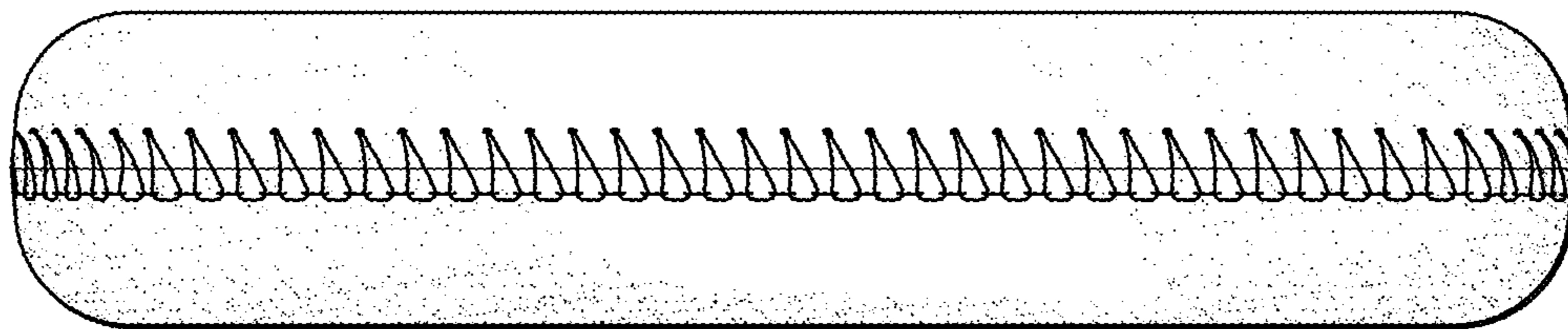


FIG. 7