



US00D683538S

(12) **United States Design Patent**
Kossman

(10) **Patent No.:** **US D683,538 S**
(45) **Date of Patent:** **** Jun. 4, 2013**

(54) **BALL COVER**
(75) **Inventor:** **Marc Kossman**, Pittsburgh, PA (US)
(73) **Assignee:** **Universal Meditations IP, LLC**,
Pittsburgh, PA (US)
(**) **Term:** **14 Years**
(21) **Appl. No.:** **29/407,495**

5,085,320 A 2/1992 Scott
5,135,222 A 8/1992 Spector
5,672,396 A 9/1997 Zinbarg et al.
5,735,776 A 4/1998 Swezey et al.
5,839,577 A 11/1998 Friedler
5,938,154 A 8/1999 Bartels
D435,698 S 12/2000 Gill
D446,585 S 8/2001 Webb
6,398,677 B1 * 6/2002 Hergert et al. 473/599
D461,994 S 8/2002 Hung
D469,217 S 1/2003 Kimmons
6,547,703 B1 4/2003 Swezey et al.
D483,212 S 12/2003 Trickett

(Continued)

(22) **Filed:** **Nov. 30, 2011**
(51) **LOC (9) Cl.** **03-01**
(52) **U.S. Cl.**
USPC **D3/257**; D21/713
(58) **Field of Classification Search**
USPC . D21/707-714, 662, 686-688; 446/220-226;
428/11; 40/327; 473/569-577, 593-615,
473/FOR. 134-FOR. 167; 482/83-92, 112,
482/142, 148; D3/221, 257-259, 271.1, 271.9,
D3/904; D9/668, 702, 703, 711, 713, 715,
D9/720, 519; 206/315.9, 315.91; 150/154;
224/919

FOREIGN PATENT DOCUMENTS

CN 3417514 * 1/2005
CN 201871185 U * 6/2011

(Continued)

Primary Examiner — Catherine Tuttle
(74) *Attorney, Agent, or Firm* — The Webb Law Firm

See application file for complete search history.

(57) **CLAIM**
The ornamental design for a ball cover, as shown and described.

DESCRIPTION

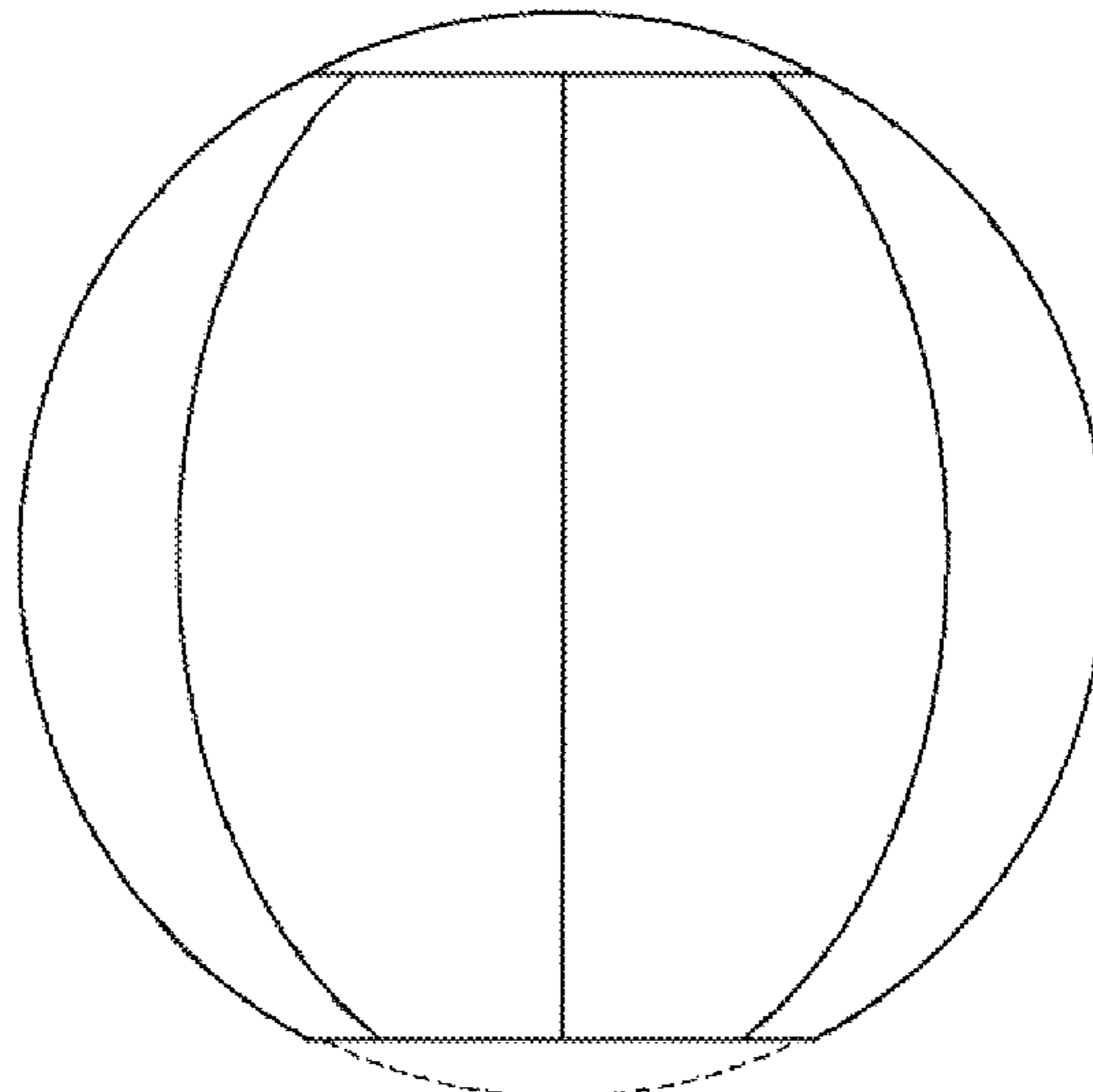
(56) **References Cited**

U.S. PATENT DOCUMENTS

208,637 A 10/1878 Schwartz
D21,060 S * 9/1891 Amselem D21/713
583,306 A 5/1897 Hesse
755,689 A * 3/1904 McFadden 482/87
1,458,672 A * 6/1923 Witmer et al. 473/597
1,505,289 A 8/1924 Sanders
1,518,901 A * 12/1924 Collins et al. 473/610
1,536,816 A 5/1925 Sale
1,628,973 A * 5/1927 Harley 482/87
D117,281 S 10/1939 Lamkin
D121,532 S 7/1940 Marghab
D121,534 S 7/1940 Marghab
D121,549 S 7/1940 Marghab
D181,069 S * 9/1957 Senne D21/713

FIG. 1 is a top view of the ball cover;
FIG. 2 is a bottom view of the ball cover;
FIG. 3 is a front view thereof;
FIG. 4 is rear view thereof; and,
FIG. 5 is a rear perspective view thereof.
The left side view and the right side view are identical to the front view.
The broken lines are included for the purpose of illustrating an element associated with the ball cover that forms no part of the claimed design. The unshaded area within the central circle in FIG. 2 corresponds to the element shown in broken lines in FIGS. 3 and 4 of the claimed design.

1 Claim, 3 Drawing Sheets



US D683,538 S

Page 2

U.S. PATENT DOCUMENTS

6,712,745 B1 3/2004 Lynne
D491,864 S 6/2004 Hovren
D499,368 S 12/2004 Hovren
D509,699 S 9/2005 Reamer
7,166,047 B2* 1/2007 May et al. 473/569
D584,919 S 1/2009 Regnart
D588,583 S 3/2009 McDougal
D625,950 S 10/2010 Regnart
D627,014 S * 11/2010 Gustin D21/687
D634,797 S 3/2011 Holleman
7,901,339 B2 3/2011 Schechter
7,998,005 B2* 8/2011 Geisendorfer 473/569

D649,206 S * 11/2011 Kossman D21/694
2002/0098929 A1* 7/2002 Chen 473/605
2005/0043127 A1* 2/2005 Stephens 473/613
2008/0178978 A1 7/2008 Power

FOREIGN PATENT DOCUMENTS

DE 29803716 U1 * 1/1999
DE 40500385-0011 * 5/2005
DE 202007007919 U1 * 10/2007
EM 001600974-0002 * 8/2009
JP 60102043 U 7/1985
JP 2004254802 A 9/2004

* cited by examiner

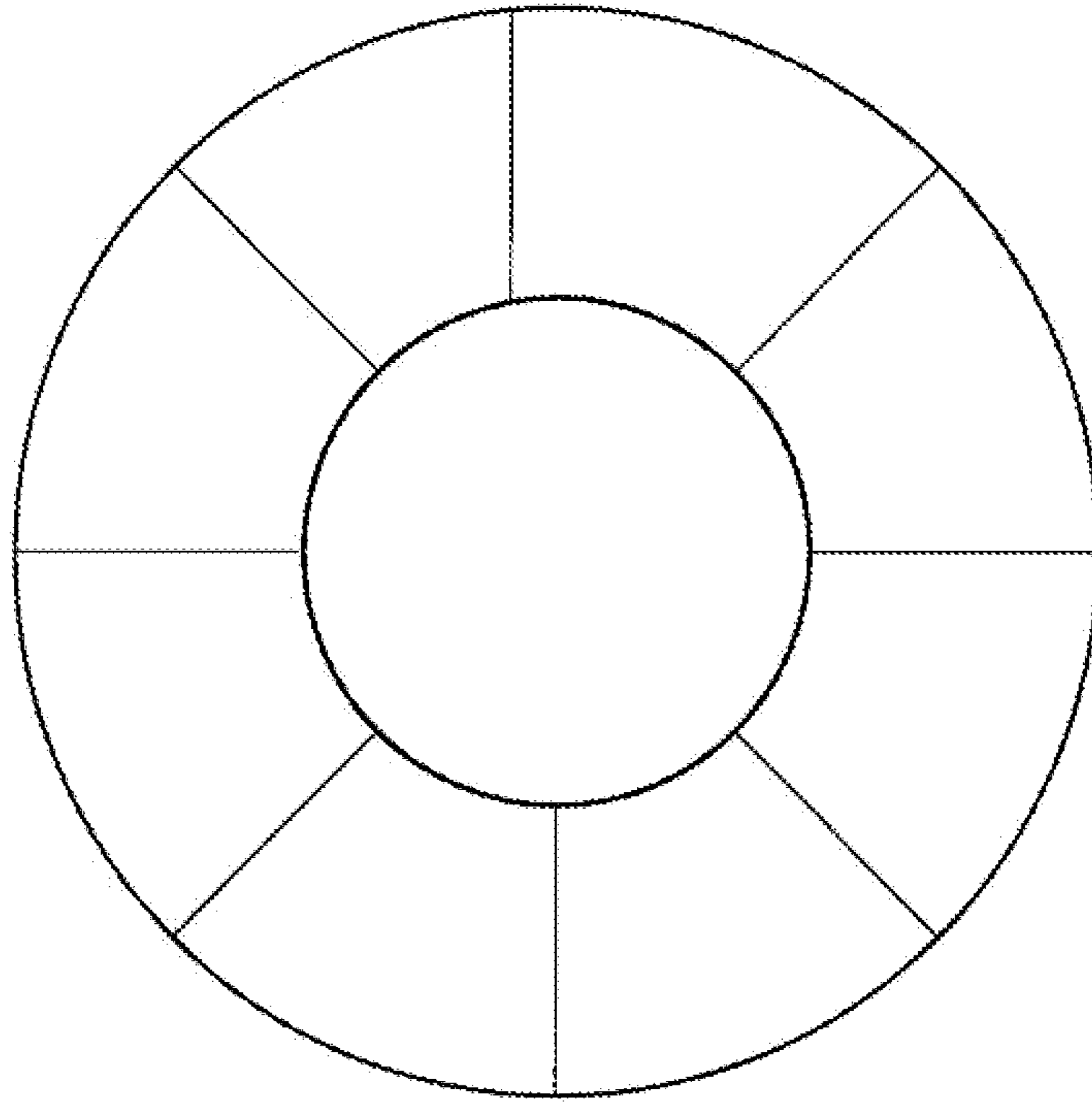


FIG. 1

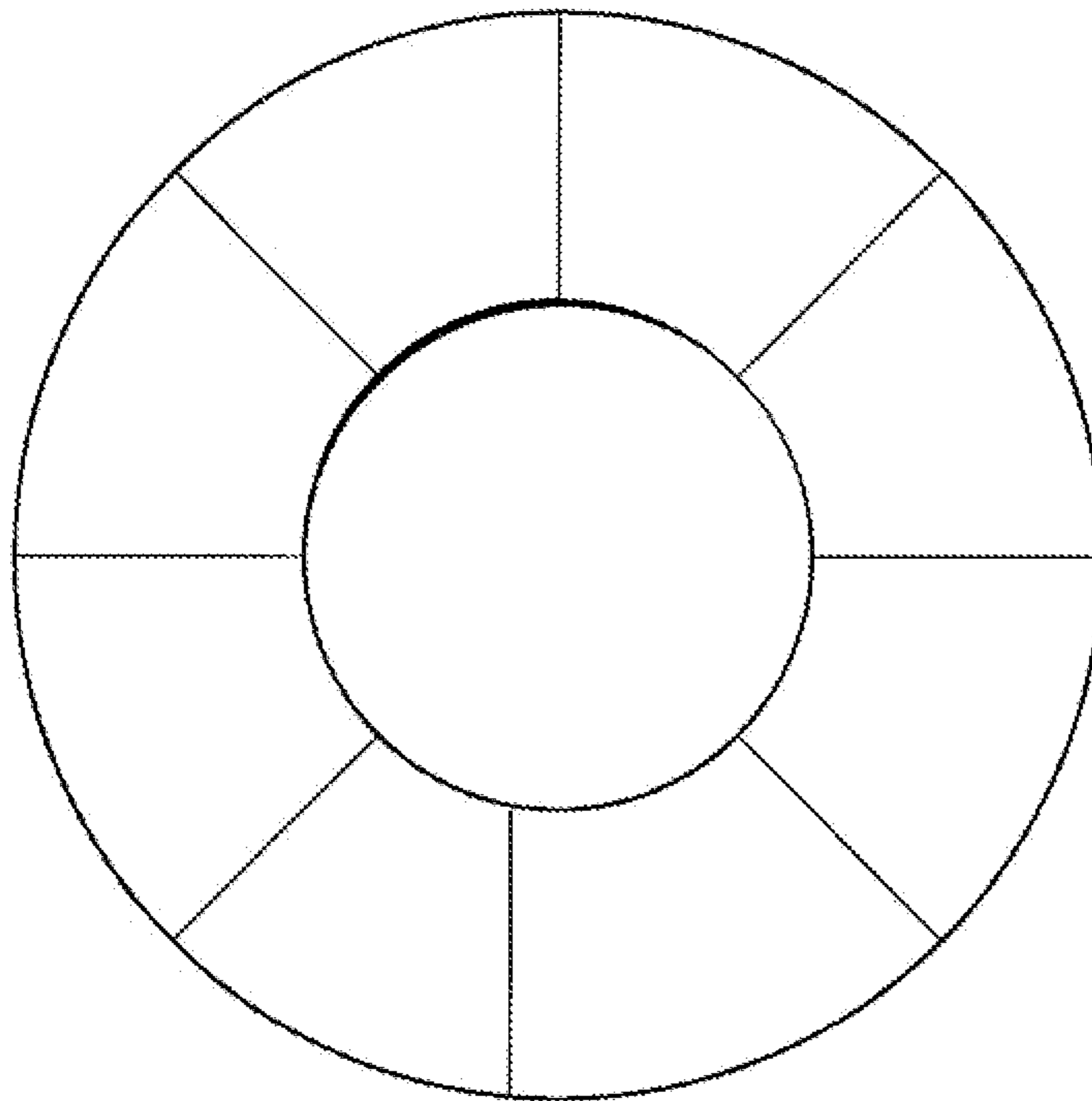


FIG. 2

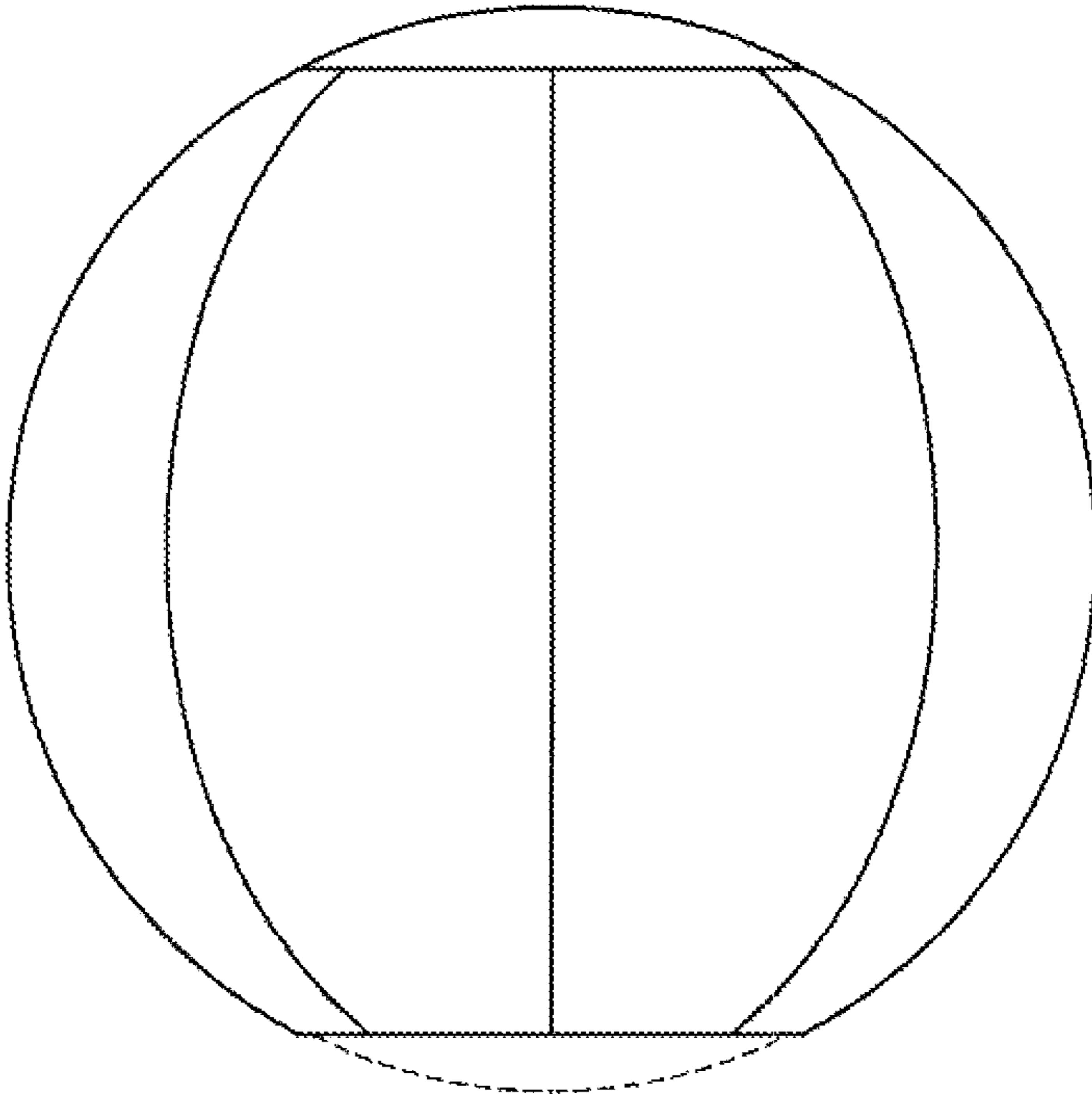


FIG. 3

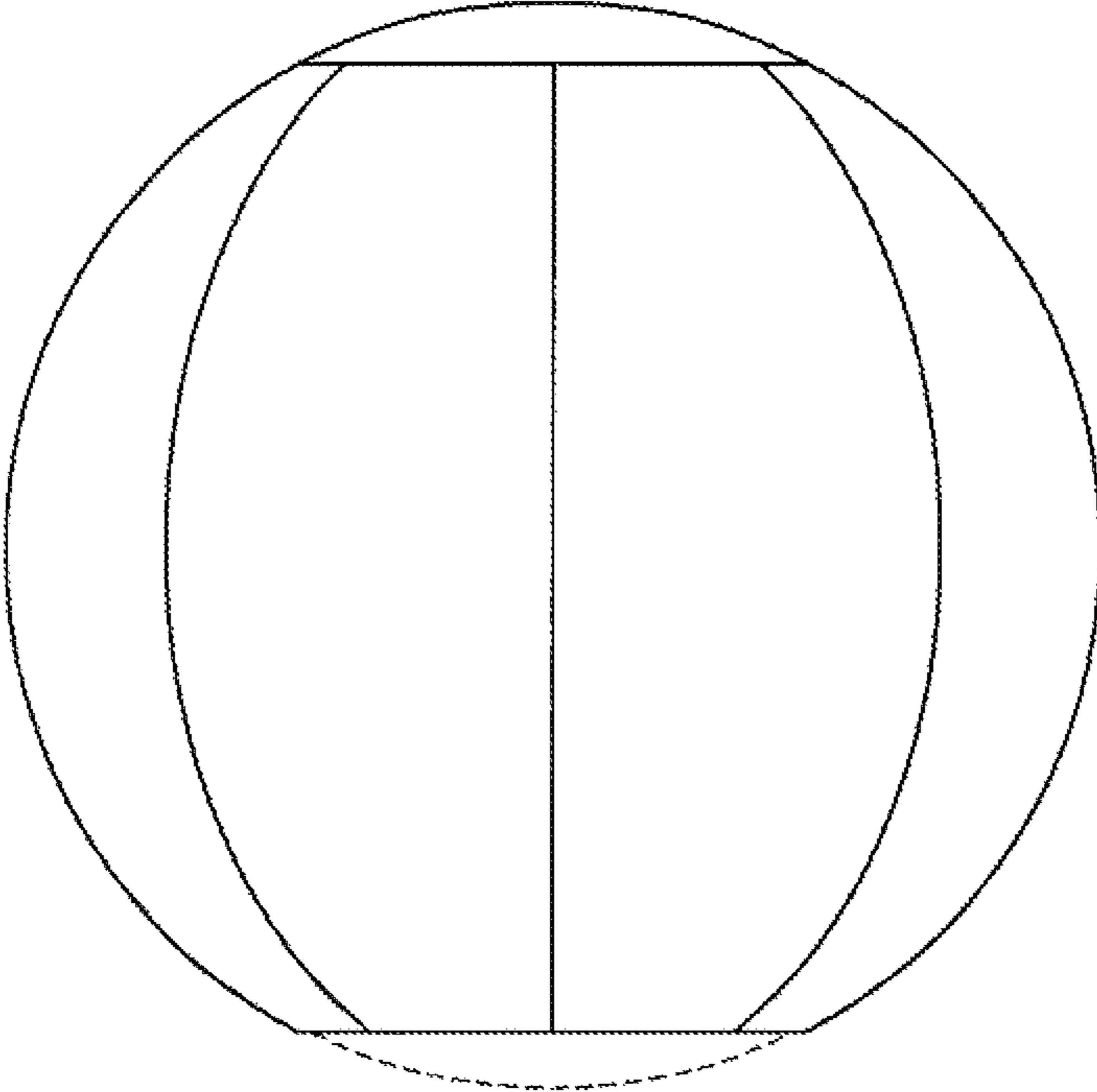


FIG. 4

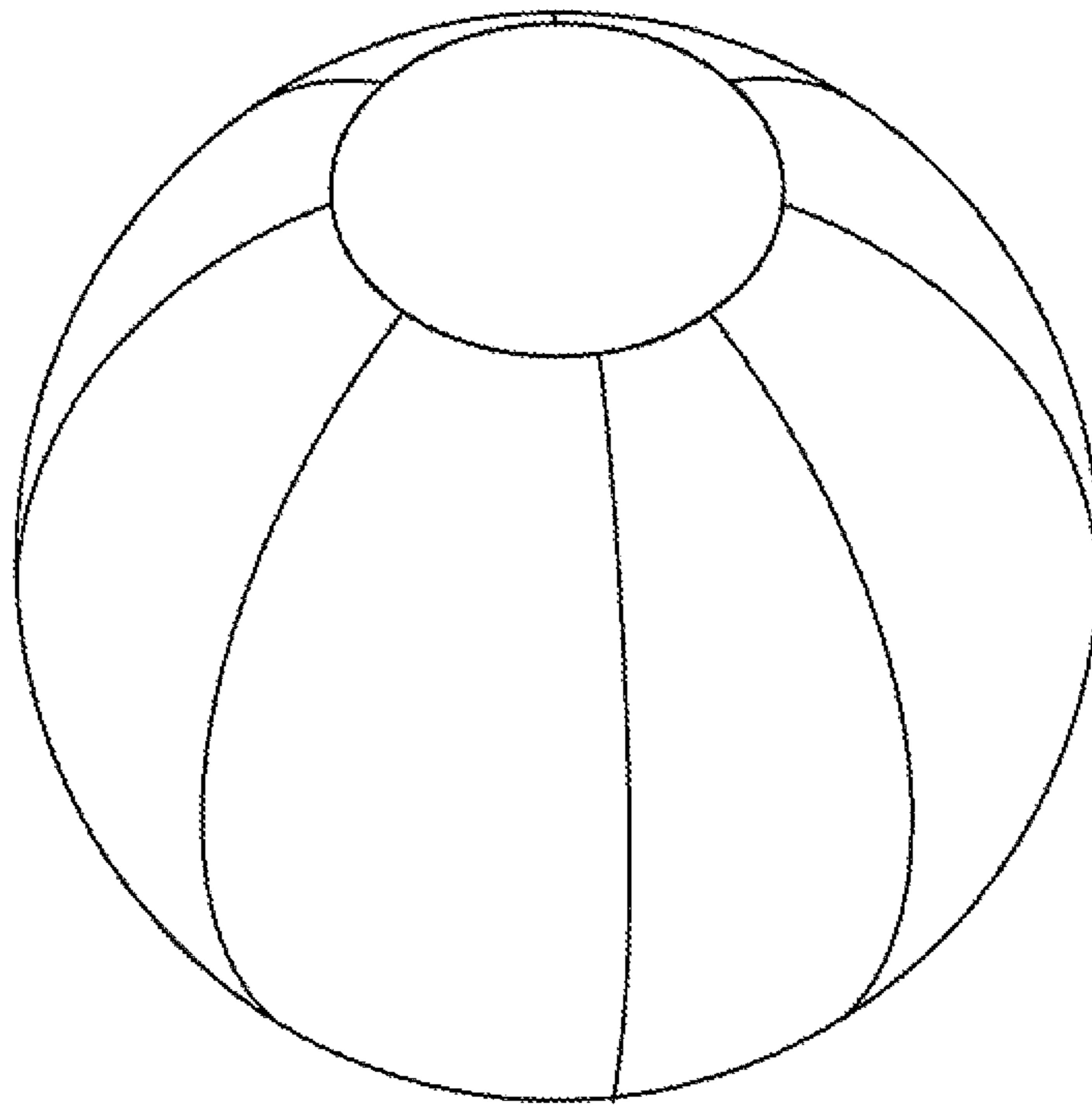


FIG. 5