



US00D683534S

(12) **United States Design Patent**
Williams, Jr.

(10) **Patent No.:** **US D683,534 S**
(45) **Date of Patent:** **** Jun. 4, 2013**

(54) **SHOE UPPER**

(71) Applicant: **NIKE, Inc.**, Beaverton, OR (US)

(72) Inventor: **Robert C. Williams, Jr.**, Tigard, OR (US)

(73) Assignee: **NIKE, Inc.**, Beaverton, OR (US)

(**) Term: **14 Years**

(21) Appl. No.: **29/439,357**

(22) Filed: **Dec. 10, 2012**

Related U.S. Application Data

(63) Continuation of application No. 29/431,044, filed on Aug. 31, 2012, now Pat. No. Des. 675,426.

(51) **LOC (9) Cl.** **02-99**

(52) **U.S. Cl.**
USPC **D2/973**

(58) **Field of Classification Search**
USPC D2/896, 902, 906-908, 923, 943-945, D2/969, 972-975; 36/45-49, 50.1, 54, 77 M, 36/77 R, 83, 88, 113, 114, 126-131
See application file for complete search history.

(56) **References Cited**

U.S. PATENT DOCUMENTS

D132,351 S *	5/1942	Boothby	D2/973
D278,850 S *	5/1985	Michaeli	D2/969
D293,270 S *	12/1987	Radford	D2/944
D302,070 S *	7/1989	Kilgore et al.	D2/944
D305,076 S *	12/1989	Crowley	D2/969
D322,712 S *	12/1991	Aveni	D2/973
D332,520 S *	1/1993	Kittle	D2/973
D335,568 S *	5/1993	Kilgore	D2/902
D351,275 S *	10/1994	Hatfield et al.	D2/970
D376,042 S *	12/1996	Cooper	D2/978

D385,043 S *	10/1997	Worthington	D2/972
D398,750 S *	9/1998	Duclos	D2/969
D424,290 S *	5/2000	Lamprou	D2/969
D467,714 S *	12/2002	Wilson	D2/969
D468,897 S *	1/2003	Wilson	D2/969
D485,051 S *	1/2004	Bradford	D2/969
D614,855 S *	5/2010	Inohara et al.	D2/978
D639,544 S *	6/2011	Van Zyll De Jong et al. .	D2/970

OTHER PUBLICATIONS

NIKE Footwear Catalog, Footwear: All 1987, p. 24, published Jan. 1987, NIKE, Inc., USA.*
NIKE Footwear Catalog, Footwear:Spring 1990, p. 72, published Jun., 1989, NIKE, Inc., USA.*
NIKE Footwear Catalog, Footwear: Spring 1996, p. 92, published Jun. 1995, NIKE, Inc. USA.*

(Continued)

Primary Examiner — Dominic Simone

(74) *Attorney, Agent, or Firm* — Banner & Witcoff, Ltd.


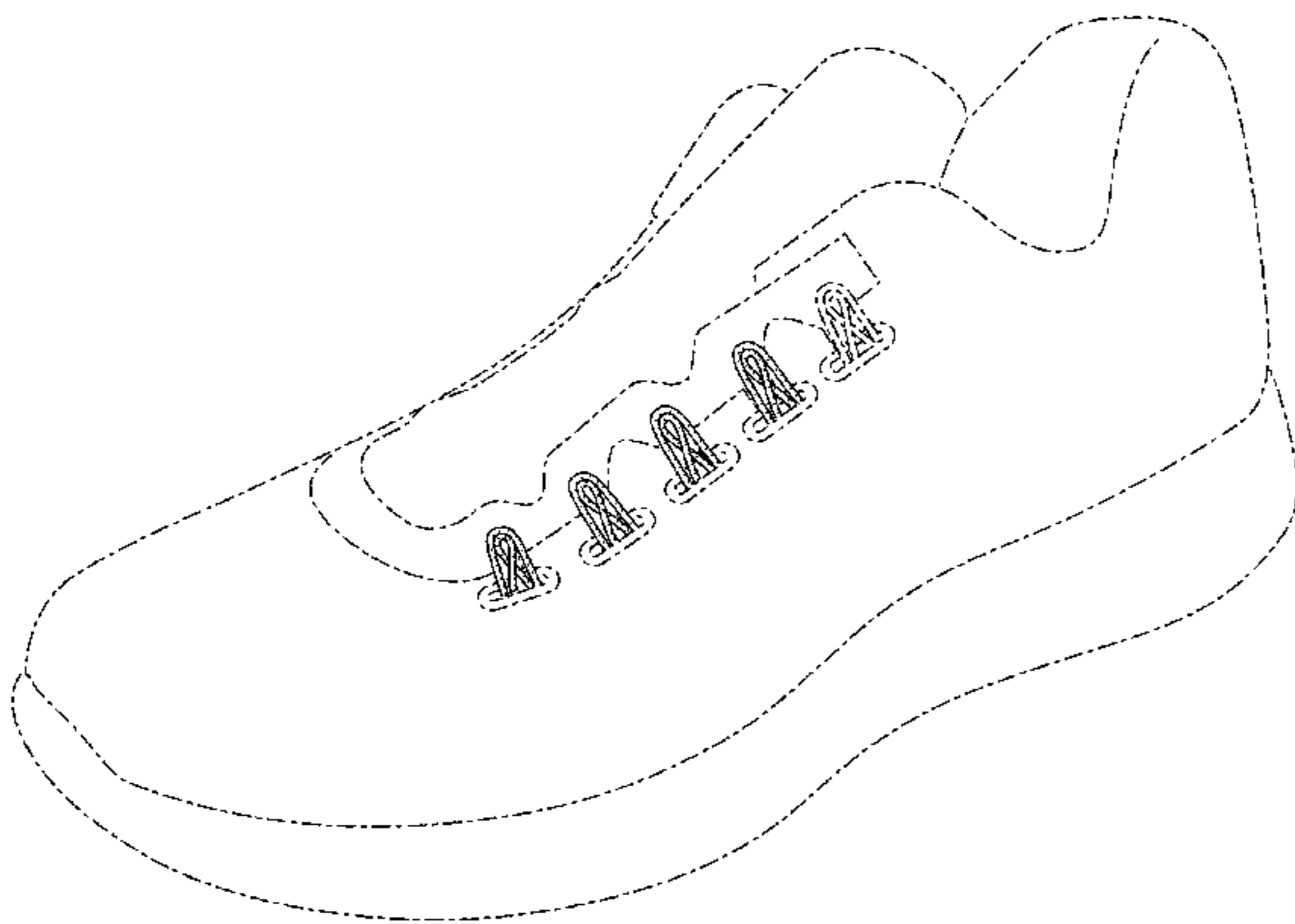
(57) **CLAIM**

The ornamental design for a shoe upper, as shown and described.

DESCRIPTION

FIG. 1 is a front perspective view of a shoe upper showing my new design;
FIG. 2 is a side view thereof;
FIG. 3 is a rear perspective view thereof;
FIG. 4 is a front perspective view of a second embodiment of a shoe upper showing my new design;
FIG. 5 is a side view thereof; and,
FIG. 6 is a rear perspective view thereof.
The broken lines immediately adjacent to the shaded area represent unclaimed boundaries of the design. The broken lines showing the remainder of the shoe are for environmental purposes only and form no part of the claimed design.

1 Claim, 6 Drawing Sheets



OTHER PUBLICATIONS

NIKE Footwear Catalog, Sport Performance Footwear: Spring 2009,
p. 195, published May 2008, NIKE, Inc., USA NIKE Footwear
Catalog, Young Athletes Footwear: Summer 2011, p. 37, published

date unknown, but prior to the filing date of the present application,
NIKE, Inc., USA.*

* cited by examiner

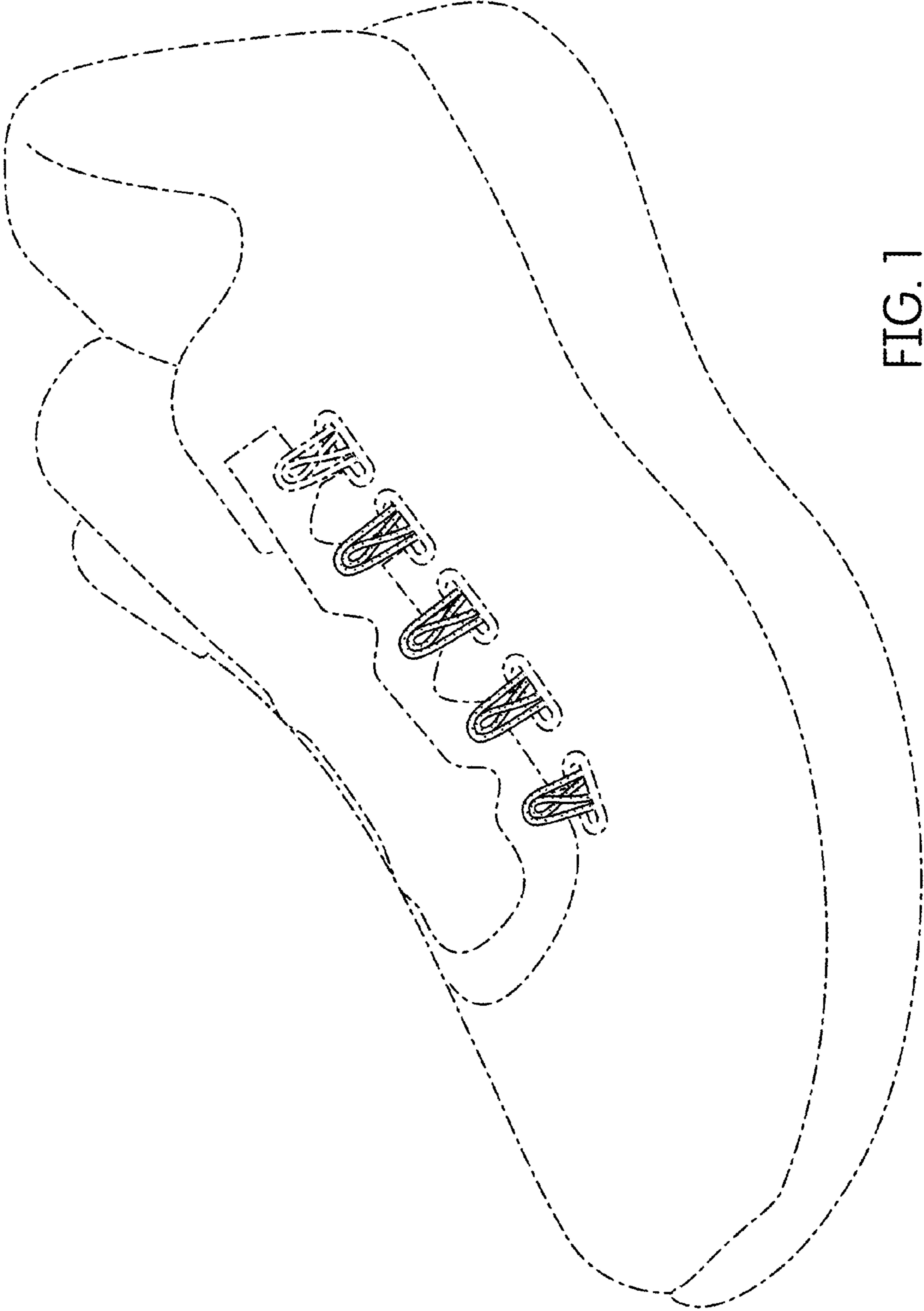


FIG. 1

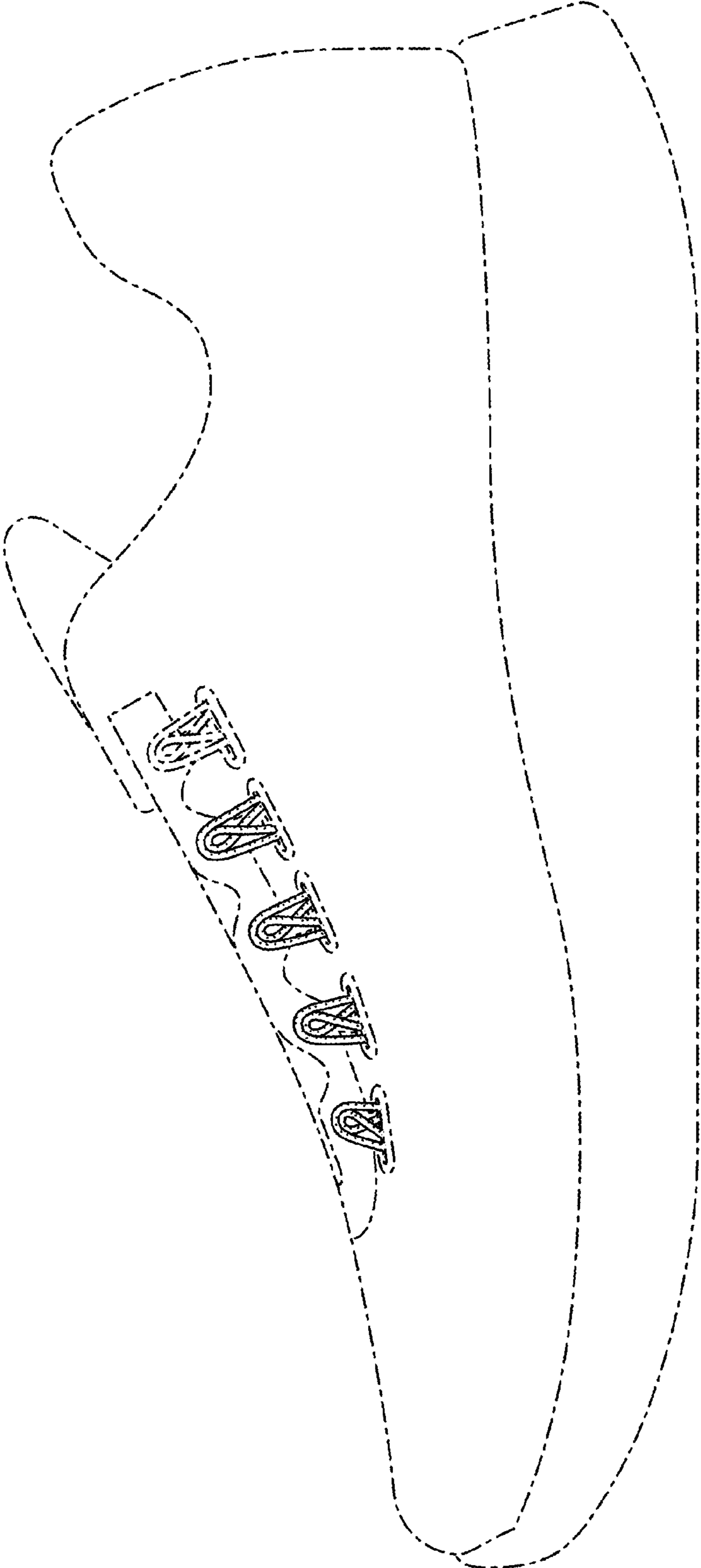


FIG. 2

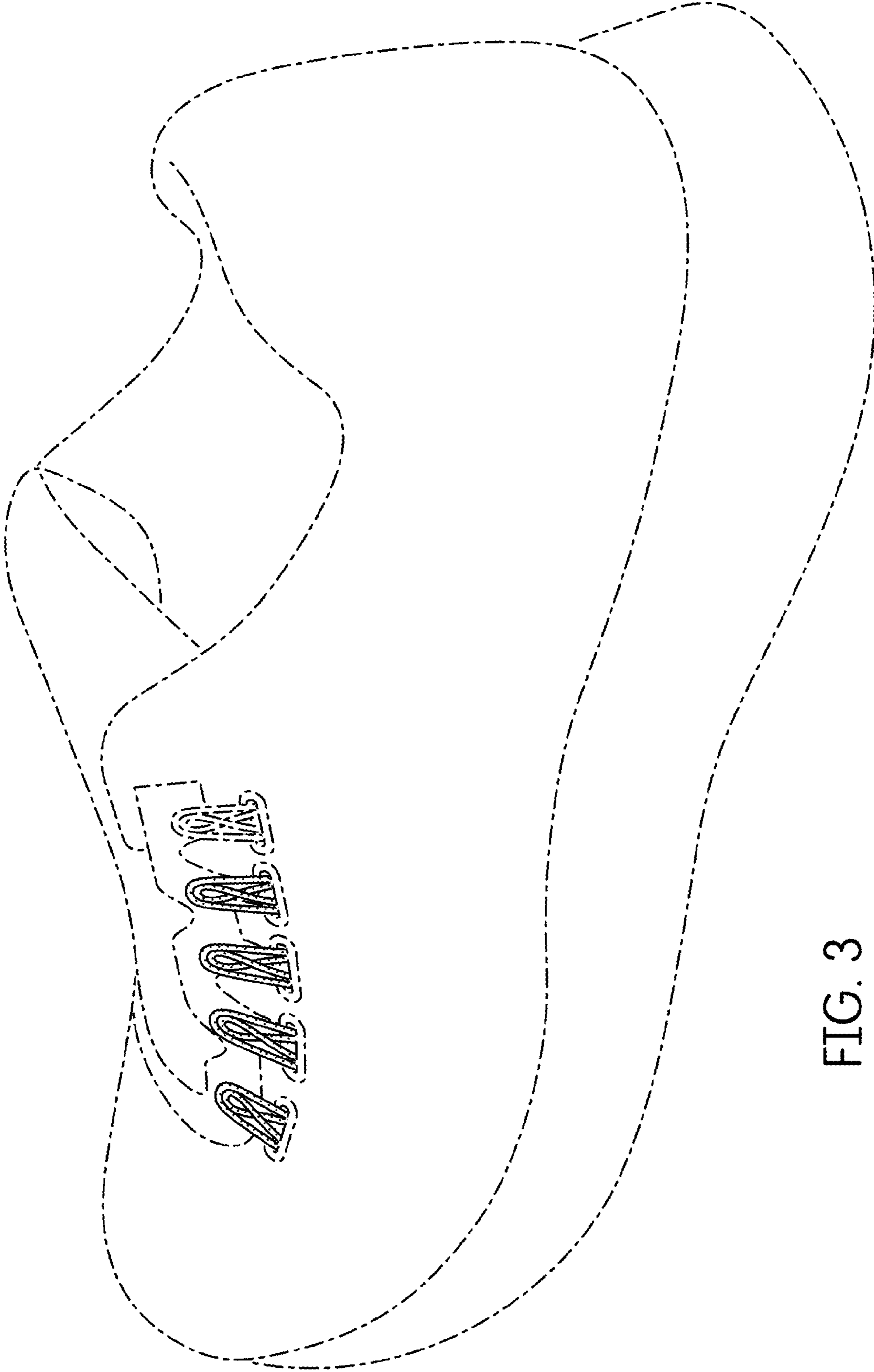


FIG. 3

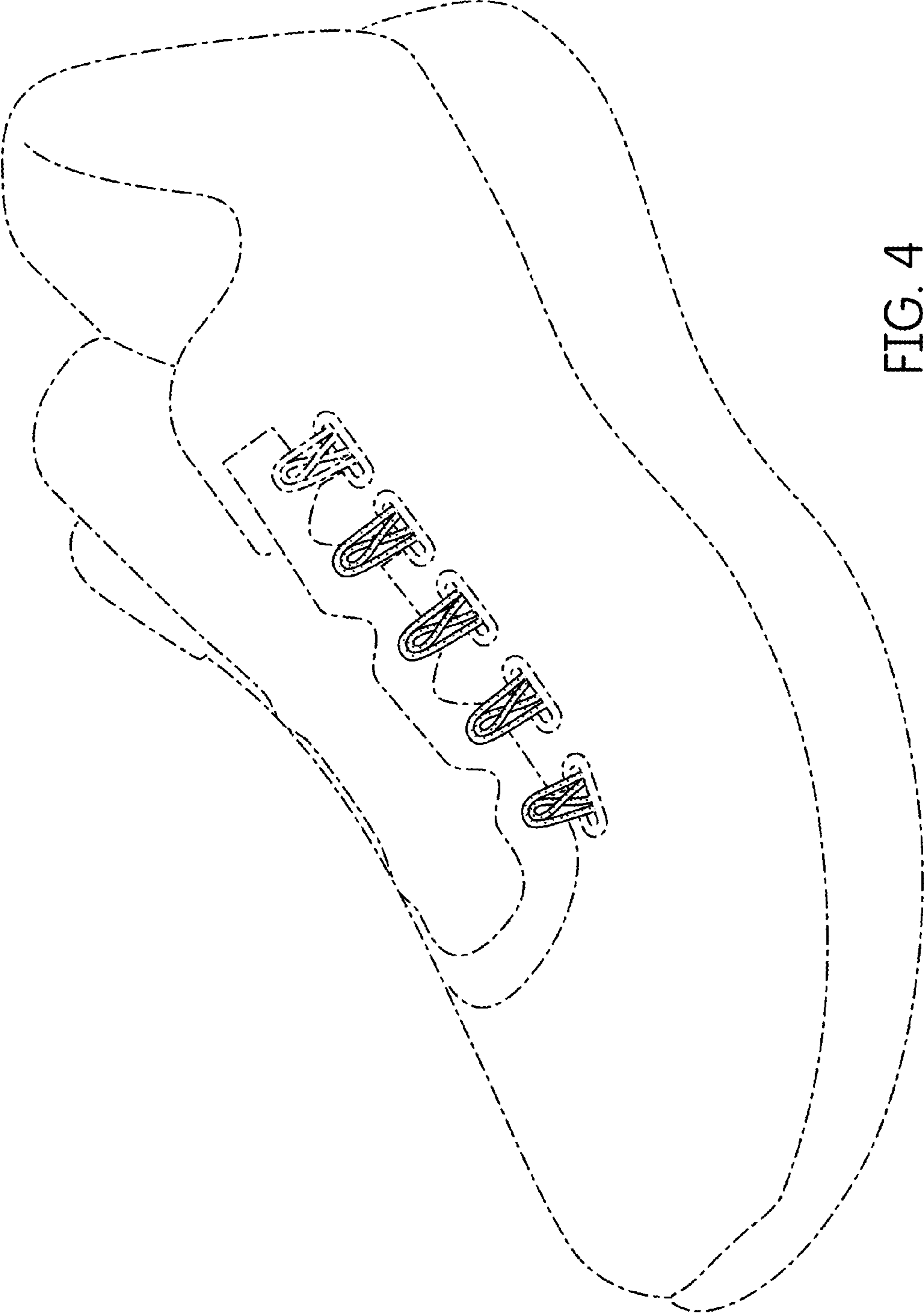


FIG. 4

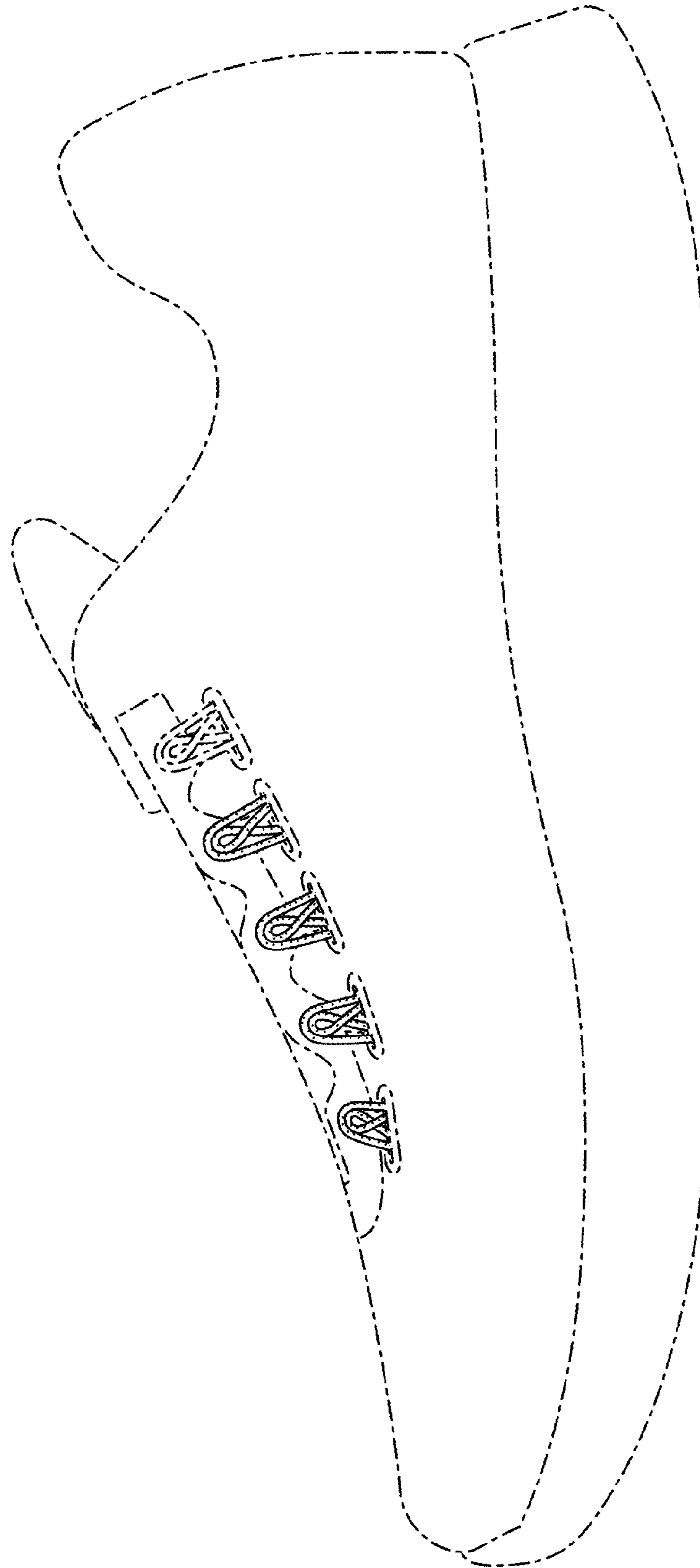


FIG. 5

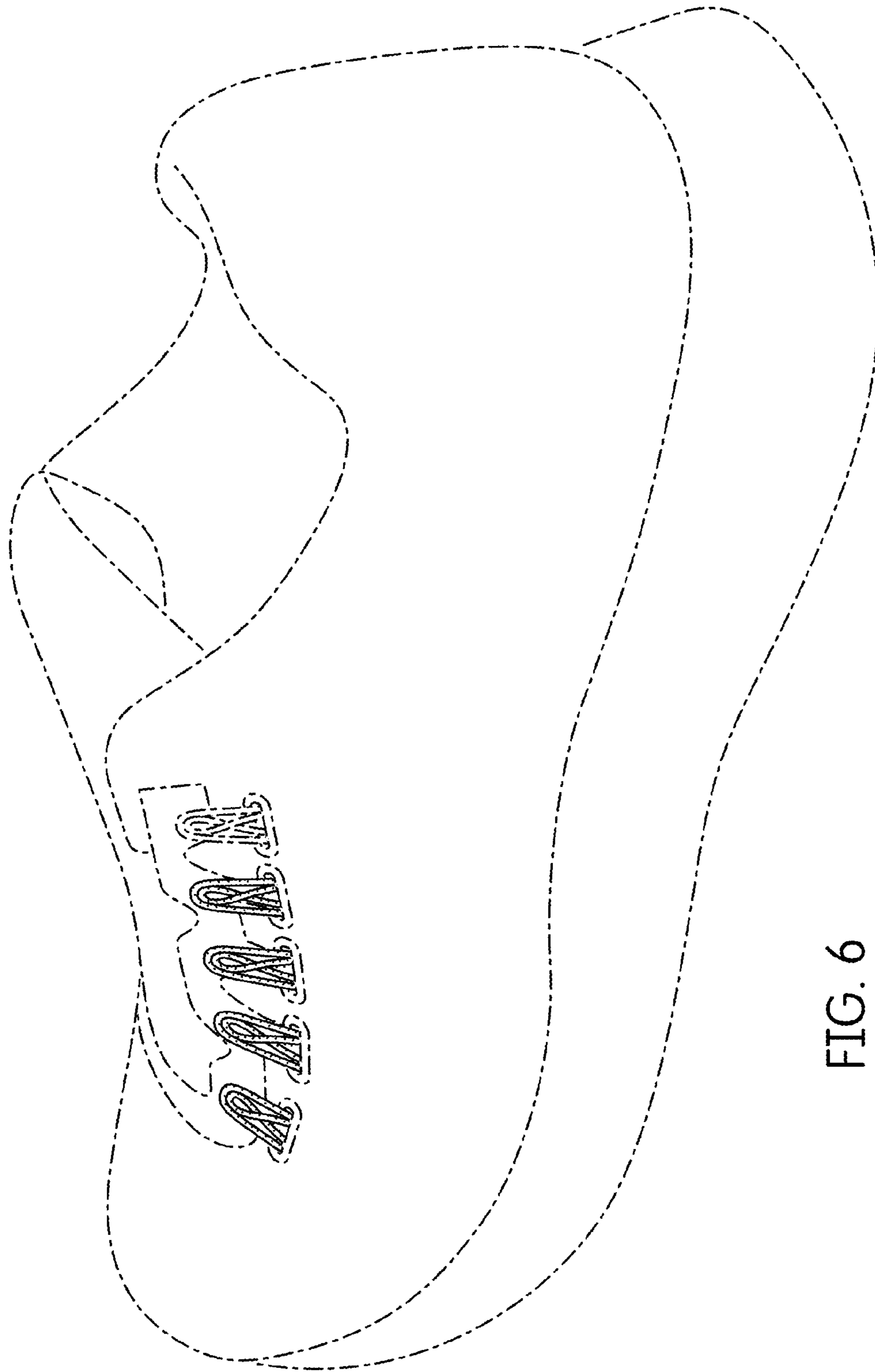


FIG. 6