



US00D683532S

(12) **United States Design Patent**
O'Connor

(10) **Patent No.:** **US D683,532 S**
(45) **Date of Patent:** **** Jun. 4, 2013**

(54) **SHOE UPPER**

(71) Applicant: **NIKE, Inc.**, Beaverton, OR (US)

(72) Inventor: **Kelly A O'Connor**, Beaverton, OR (US)

(73) Assignee: **NIKE, Inc.**, Beaverton, OR (US)

(**) Term: **14 Years**

(21) Appl. No.: **29/438,662**

(22) Filed: **Nov. 30, 2012**

(51) **LOC (9) Cl.** **02-99**

(52) **U.S. Cl.**
USPC **D2/972**

(58) **Field of Classification Search**
USPC D2/902, 906-908, 944, 969, 972-974;
36/45, 50.1, 77 M, 77 R, 83, 88, 113, 114,
36/126-131

See application file for complete search history.

(56) **References Cited**

U.S. PATENT DOCUMENTS

1,695,225	A *	12/1928	Bohr	D2/974
D385,096	S *	10/1997	Hoelt	D2/972
D397,855	S *	9/1998	Clarke	D2/972
D546,053	S *	7/2007	Mayden	D2/972
D568,039	S *	5/2008	Kuerbis	D2/972
D607,186	S	1/2010	McDonald		
D611,238	S	3/2010	McDonald		
D615,284	S *	5/2010	McDonald	D2/923
D617,084	S *	6/2010	McDonald	D2/923
D634,918	S *	3/2011	Katz et al.	D2/902
D638,621	S	5/2011	Mayden		
D642,370	S	8/2011	Dolan		
D642,371	S	8/2011	Dolan		
D645,241	S	9/2011	McCullagh		
D648,108	S	11/2011	Spring		
D648,518	S	11/2011	Chang		

D650,570	S	12/2011	Luedecke
D661,081	S	6/2012	Mermet
D671,734	S	12/2012	Petrie

OTHER PUBLICATIONS

Nike Footwear Catalog, 1997 Late Spring Footwear, p. 231, published Sep. 1996, Nike, Inc., USA.
Nike Footwear Catalog, 2007 Fall Footwear, p. 7, published Nov. 2006, Nike, Inc., USA.
Nike Footwear Catalog, 2012 Spring: Reax Performance Footwear, p. 7, published May 2011, Nike, Inc., USA.
Nike Footwear Catalog, 2012 Spring: Women's Performance Footwear, p. 21, published May 2011, Nike, Inc., USA.
Nike Footwear Catalog, 2012 Summer: Jordan Footwear, p. 92, published Aug. 2011, Nike, Inc., USA.

* cited by examiner

Primary Examiner — Dominic Simone

(74) *Attorney, Agent, or Firm* — Banner & Witcoff, Ltd.


(57) **CLAIM**

The ornamental design for a shoe upper, as shown and described.

DESCRIPTION

FIG. 1 is a front perspective view of a shoe upper showing my new design;
FIG. 2 is a side view thereof; and,
FIG. 3 is a rear perspective view thereof.
The broken lines immediately adjacent to the shaded area represent unclaimed boundaries of the design. The six unshaded regions within or adjacent to the shaded area, including the five unshaded eyelet regions demarcated by broken lines, form no part of the claimed design. The broken lines showing the remainder of the shoe are for environmental purposes only and form no part of the claimed design.

1 Claim, 3 Drawing Sheets



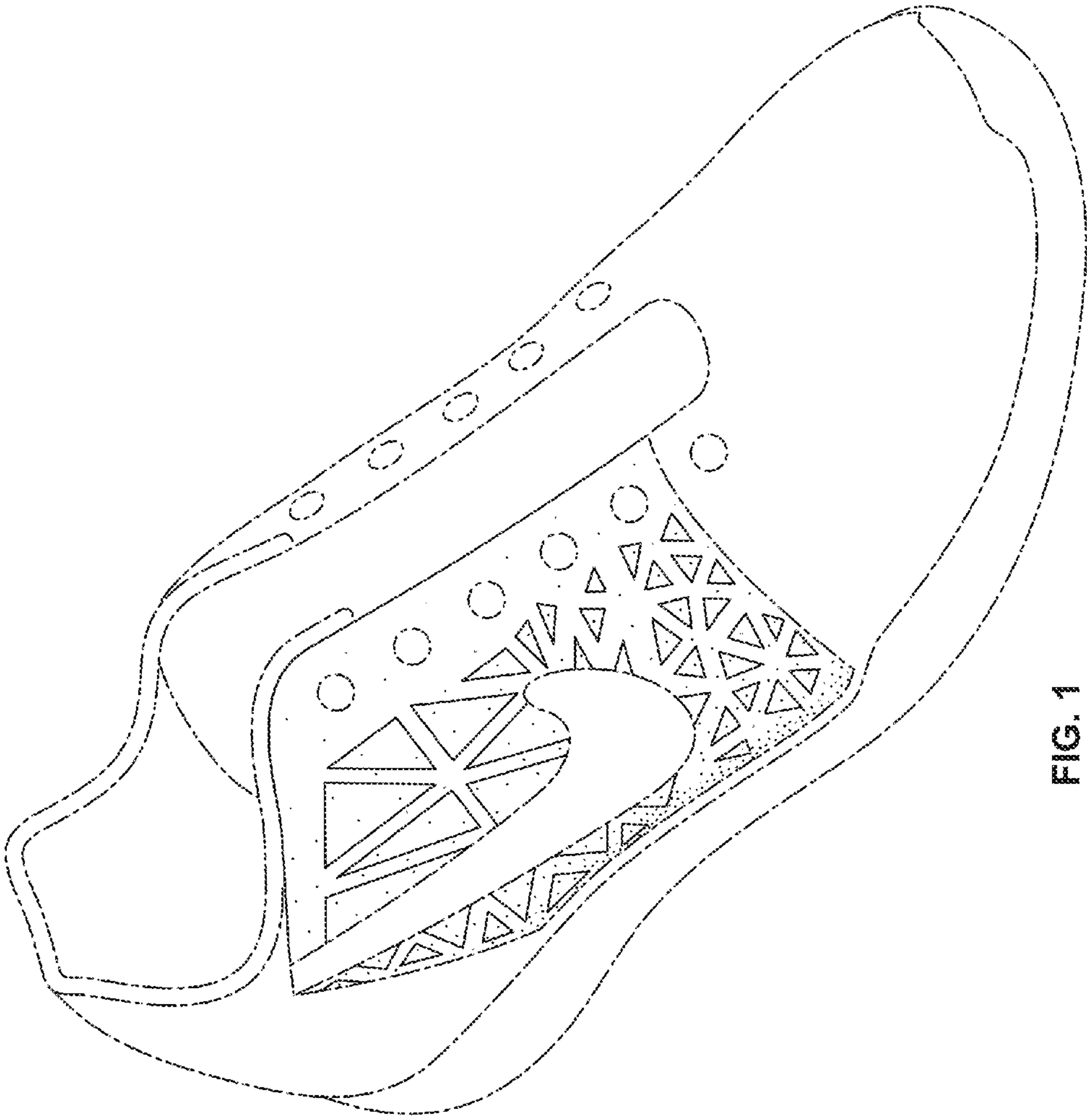


FIG. 1

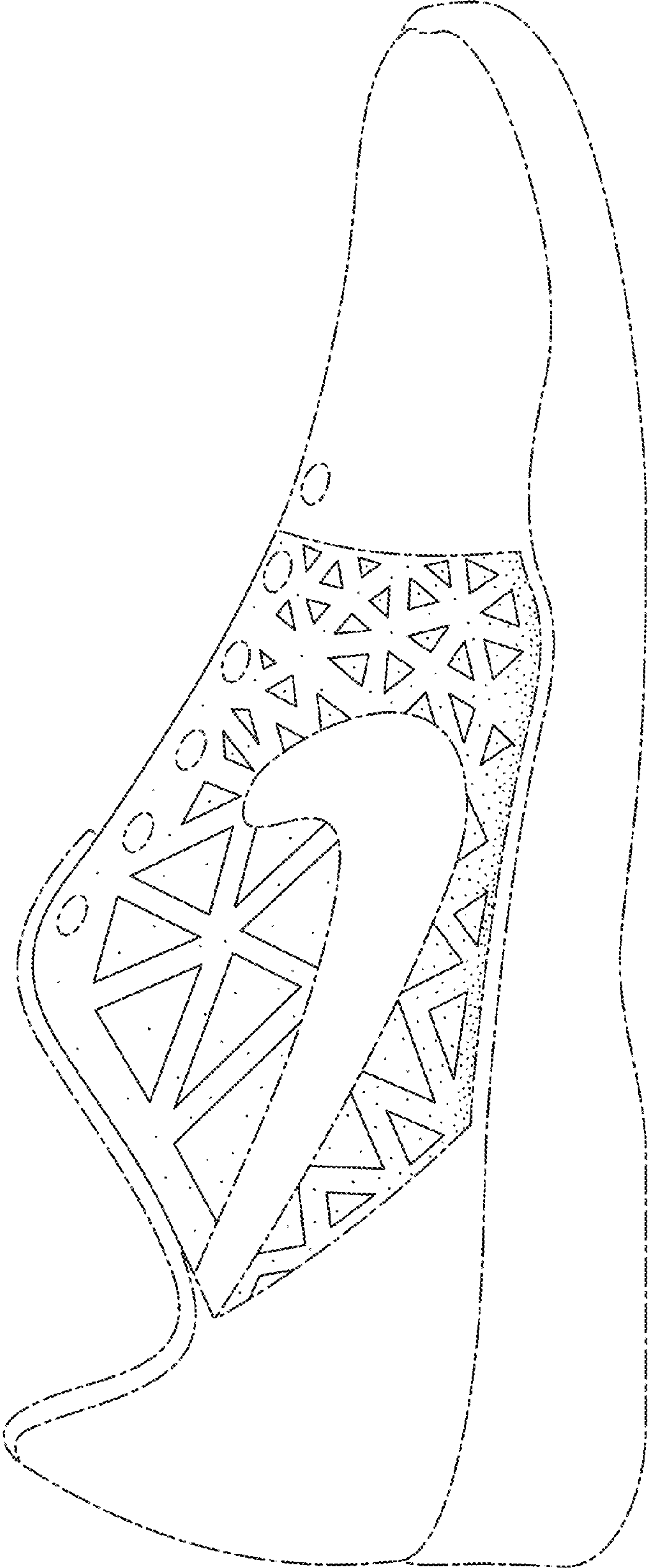


FIG. 2

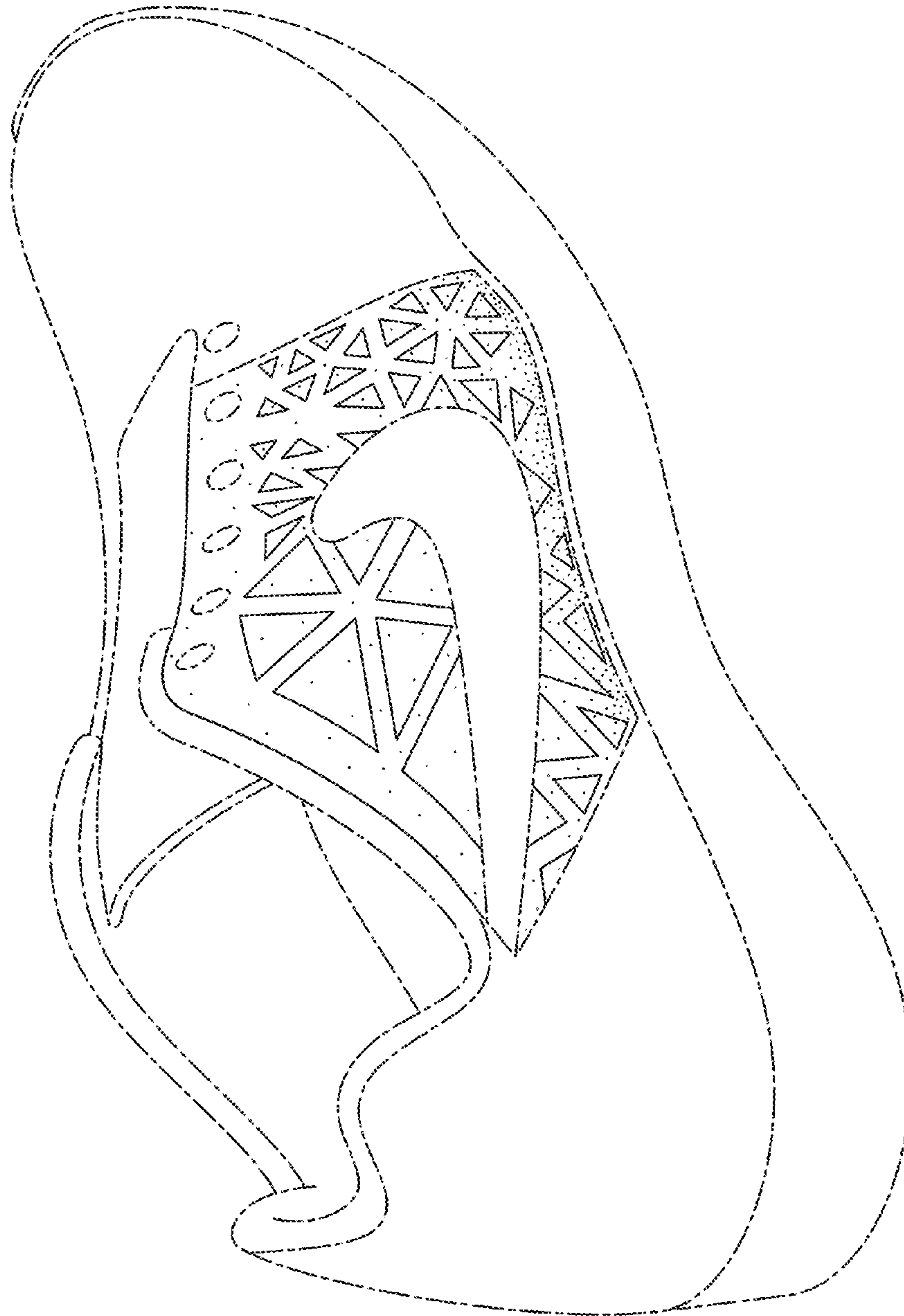


FIG. 3