



US00D683531S

(12) **United States Design Patent**  
**Parrett**

(10) **Patent No.:** **US D683,531 S**  
(45) **Date of Patent:** **\*\* Jun. 4, 2013**

(54) **SHOE UPPER**

(71) Applicant: **NIKE, Inc.**, Beaverton, OR (US)

(72) Inventor: **Laura C. Parrett**, Portland, OR (US)

(73) Assignee: **NIKE, Inc.**, Beaverton, OR (US)

(\*\*) Term: **14 Years**

(21) Appl. No.: **29/438,405**

(22) Filed: **Nov. 29, 2012**

(51) **LOC (9) Cl.** ..... **02-99**

(52) **U.S. Cl.**  
USPC ..... **D2/972**

(58) **Field of Classification Search**  
USPC ..... D2/902, 906-908, 944, 969, 972-974;  
36/45, 50.1, 77 M, 77 R, 83, 88, 113, 114,  
36/126-131

See application file for complete search history.

(56) **References Cited**

**U.S. PATENT DOCUMENTS**

D333,906 S	3/1993	Hatfield	
D334,089 S	3/1993	Teague	
D337,873 S	8/1993	Backus	
D430,966 S	9/2000	Brady et al.	
D500,199 S	* 12/2004	Clegg	D2/972
D503,527 S	* 4/2005	McDowell	D2/972
D528,777 S	9/2006	McDowell	
D538,027 S	3/2007	Kohastu et al.	
D553,344 S	* 10/2007	McGrath	D2/972
D554,845 S	11/2007	Caine	
D583,141 S	* 12/2008	Mermet	D2/972
D583,547 S	* 12/2008	Mermet	D2/972
D587,000 S	* 2/2009	Avar	D2/972
D595,045 S	6/2009	Dolan	
D595,498 S	* 7/2009	Dolan	D2/972

D605,396 S	* 12/2009	Henderson	D2/972
D610,340 S	* 2/2010	Cooper	D2/972
D613,935 S	* 4/2010	Thornhill	D2/972
D614,387 S	* 4/2010	Rasmussen	D2/972
D623,841 S	9/2010	Maejima	
D642,368 S	8/2011	Link	
D643,205 S	8/2011	Rasmussen	
D643,206 S	8/2011	Chang	

**OTHER PUBLICATIONS**

Air Fly Bold Sister+, 1 page of full-color photographs, published Summer 2010, Nike, Inc., USA.

Air Max Trainer 1 Unleashed+Mid, 1 page of full-color photographs, published Summer 2010, Nike, Inc., USA.

Free TR, 1 page of full-color photographs, published Summer 2010, Nike, Inc., USA.

\* cited by examiner

*Primary Examiner* — Dominic Simone

(74) *Attorney, Agent, or Firm* — Banner & Witcoff, Ltd.

(57) **CLAIM**

The ornamental design for a shoe upper, as shown and described.

**DESCRIPTION**

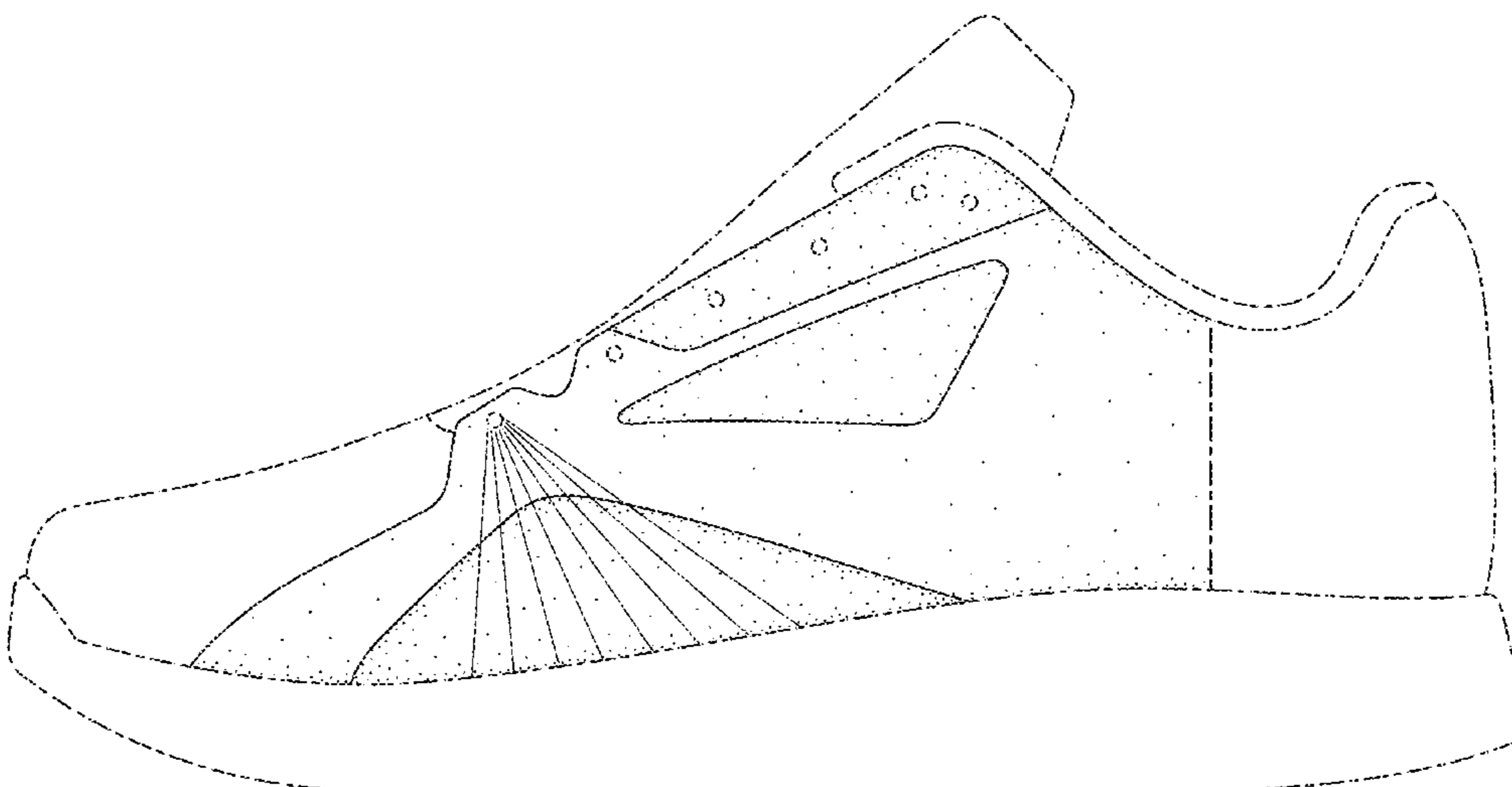
FIG. 1 is a front perspective view of a shoe upper showing my new design;

FIG. 2 is a side view thereof; and,

FIG. 3 is a rear perspective view thereof.

The broken lines immediately adjacent to the shaded area represent unclaimed boundaries of the design. The six unshaded regions within the shaded area, including the six unshaded eyelet regions demarcated by broken lines, form no part of the claimed design. The broken lines showing the remainder of the shoe are for environmental purposes only and form no part of the claimed design.

**1 Claim, 3 Drawing Sheets**



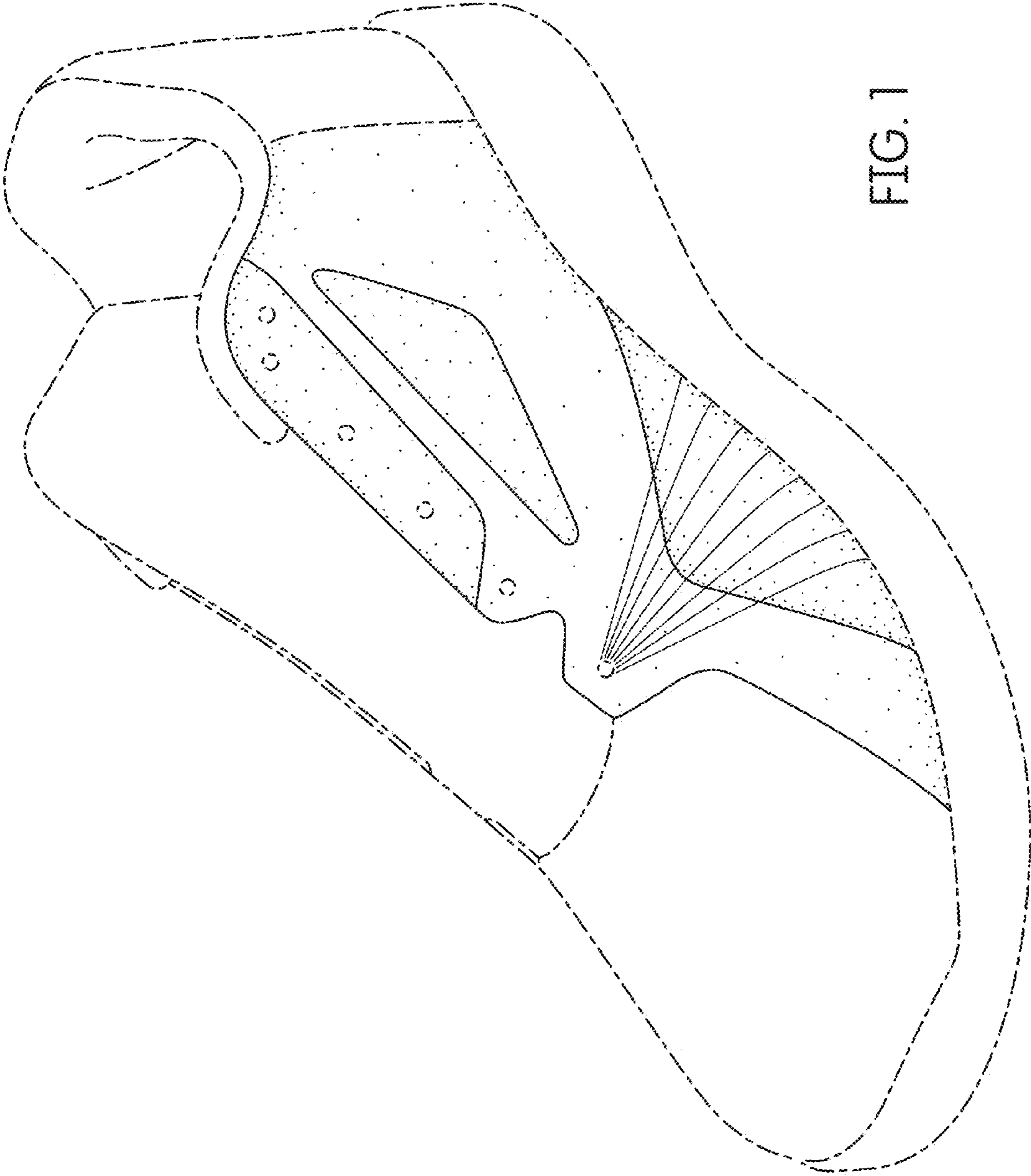


FIG. 1

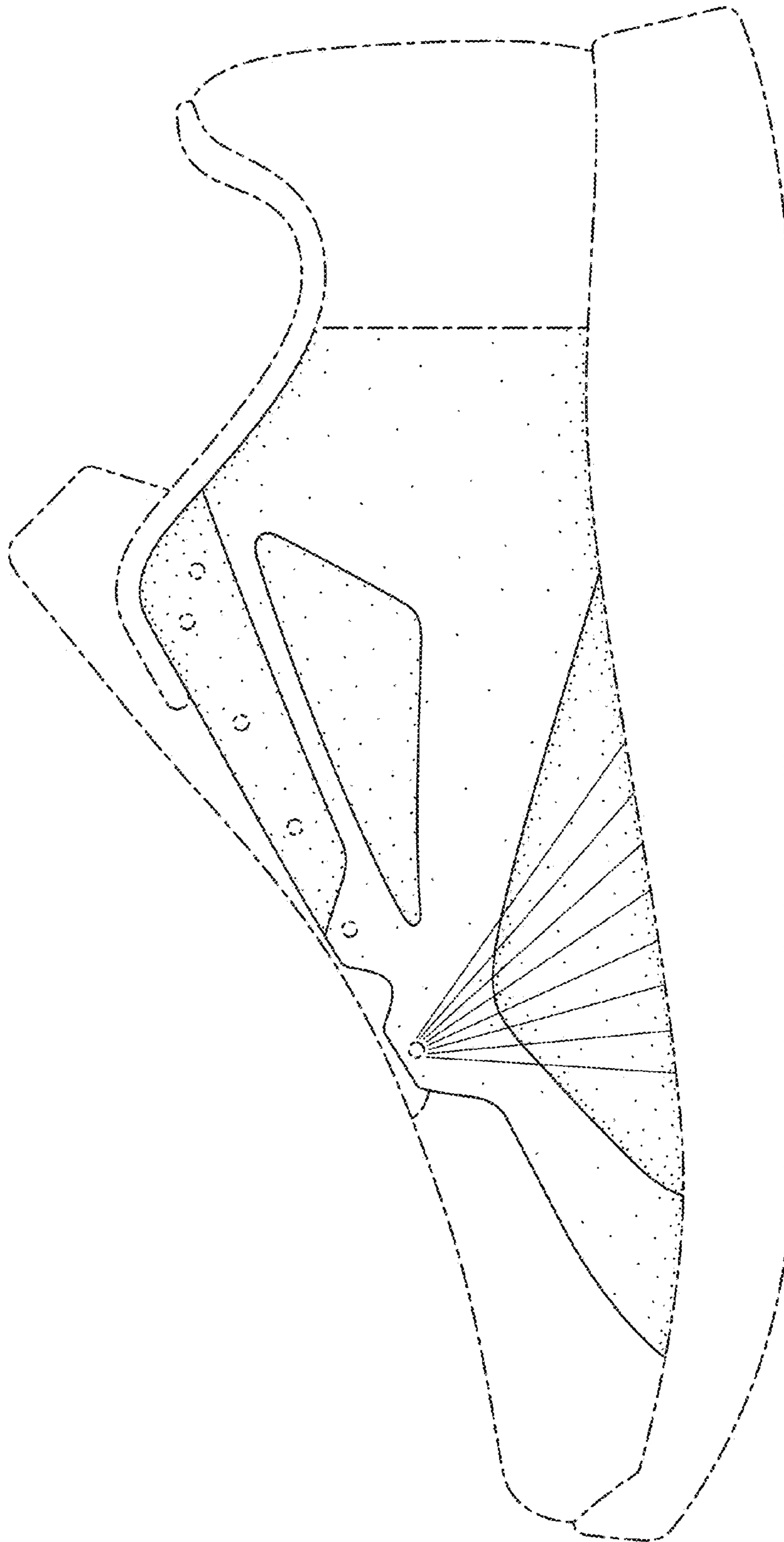


FIG. 2

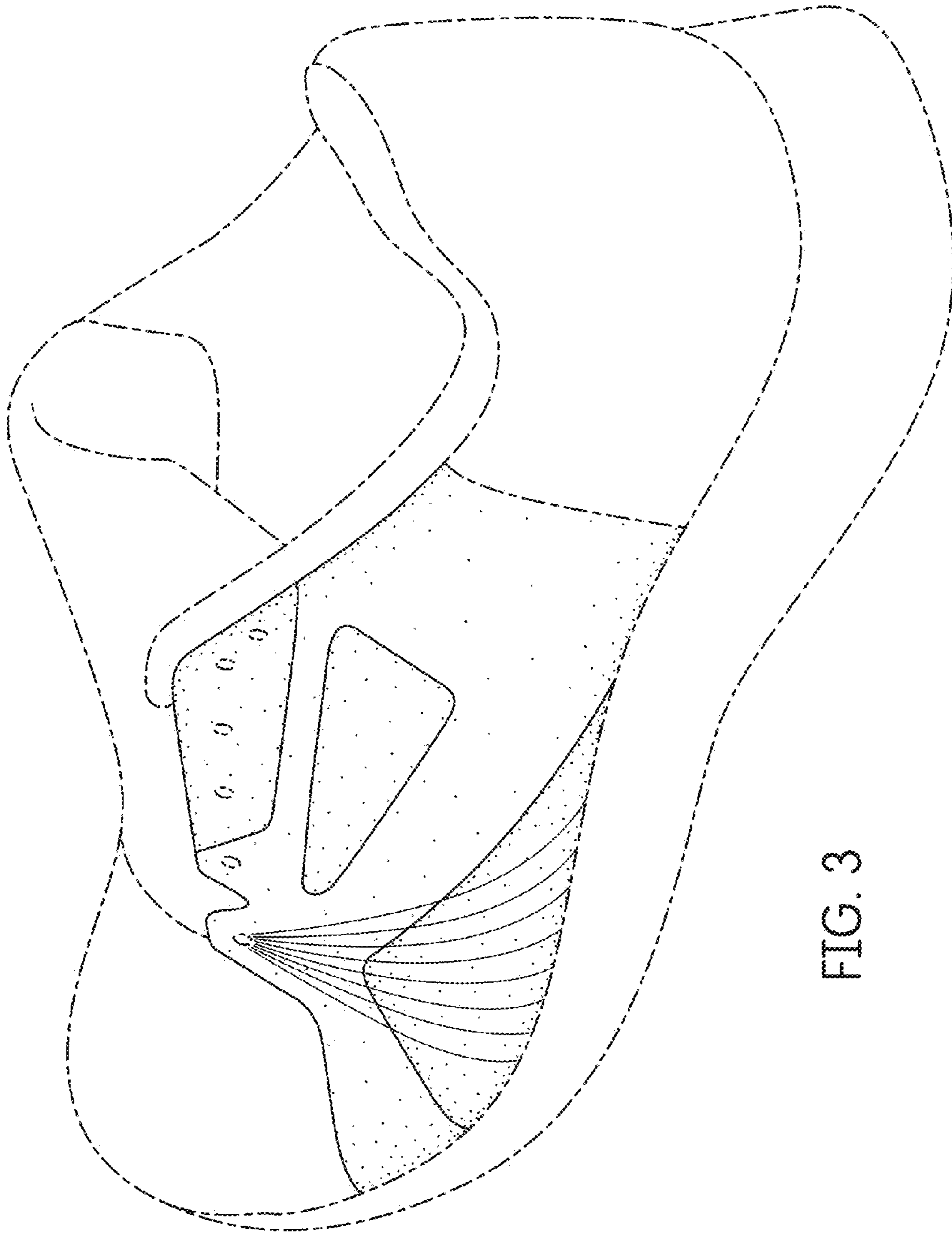


FIG. 3