



US00D683529S

(12) **United States Design Patent**
Marshall

(10) **Patent No.:** **US D683,529 S**

(45) **Date of Patent:** **** Jun. 4, 2013**

(54) **FOOTWEAR OUTSOLE**

(75) **Inventor:** **Guy A. Marshall, Hayward, CA (US)**

(73) **Assignee:** **Ariat International, Inc., Union City, CA (US)**

(**) **Term:** **14 Years**

(21) **Appl. No.:** **29/426,506**

(22) **Filed:** **Jul. 6, 2012**

(51) **LOC (9) Cl.** **02-04**

(52) **U.S. Cl.**
USPC **D2/958; D2/951; D2/957; D2/959**

(58) **Field of Classification Search**
USPC **D2/902, 906, 908, 916, 918, 925,**
D2/946-962, 977; 36/3 B, 22 R, 24.5, 25 R,
36/28, 32 R, 34 R, 59 C, 67 A, 103
See application file for complete search history.

(56) **References Cited**

U.S. PATENT DOCUMENTS

D317,225 S *	6/1991	Austin	D2/958
D446,000 S *	8/2001	Price	D2/907
D501,708 S	2/2005	Andrews-Kramer	
D502,308 S	3/2005	Teague	
D504,205 S	4/2005	Andrews-Kramer	
D506,306 S	6/2005	Teague	
D509,346 S *	9/2005	Recchi	D2/959
D549,432 S *	8/2007	McClaskie	D2/958
D603,151 S *	11/2009	Roundhouse	D2/960
D612,138 S	3/2010	Gaines	
D630,422 S	1/2011	Davis	
D648,106 S *	11/2011	Claassen	D2/961

D655,902 S *	3/2012	Debiase	D2/957
D656,722 S *	4/2012	Hall	D2/958
2012/0233885 A1 *	9/2012	Shaffer et al.	36/103

* cited by examiner

Primary Examiner — T. Chase Nelson

(74) *Attorney, Agent, or Firm* — DASCENZO Intellectual Property Law, P.C.

(57) **CLAIM**

I claim the ornamental design for a footwear outsole, as shown and described.

DESCRIPTION

FIG. 1 is a perspective view of a footwear outsole showing the new design.

FIG. 2 is a bottom plan view of the footwear outsole showing the new design.

FIG. 3 is a left side view of the footwear outsole showing the new design.

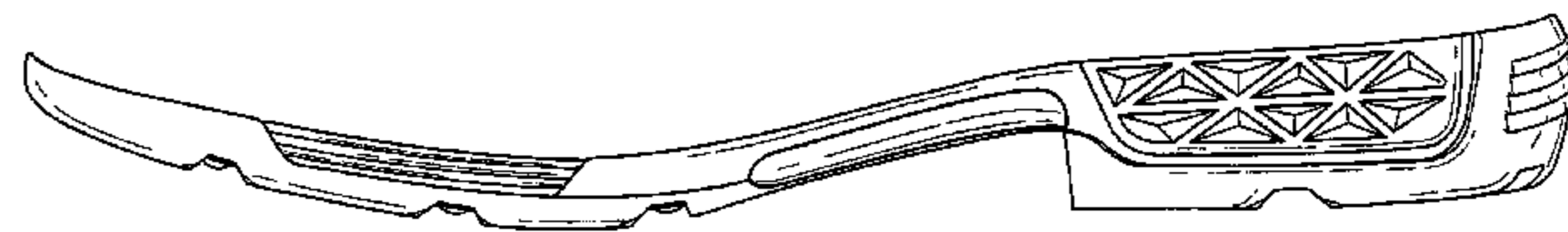
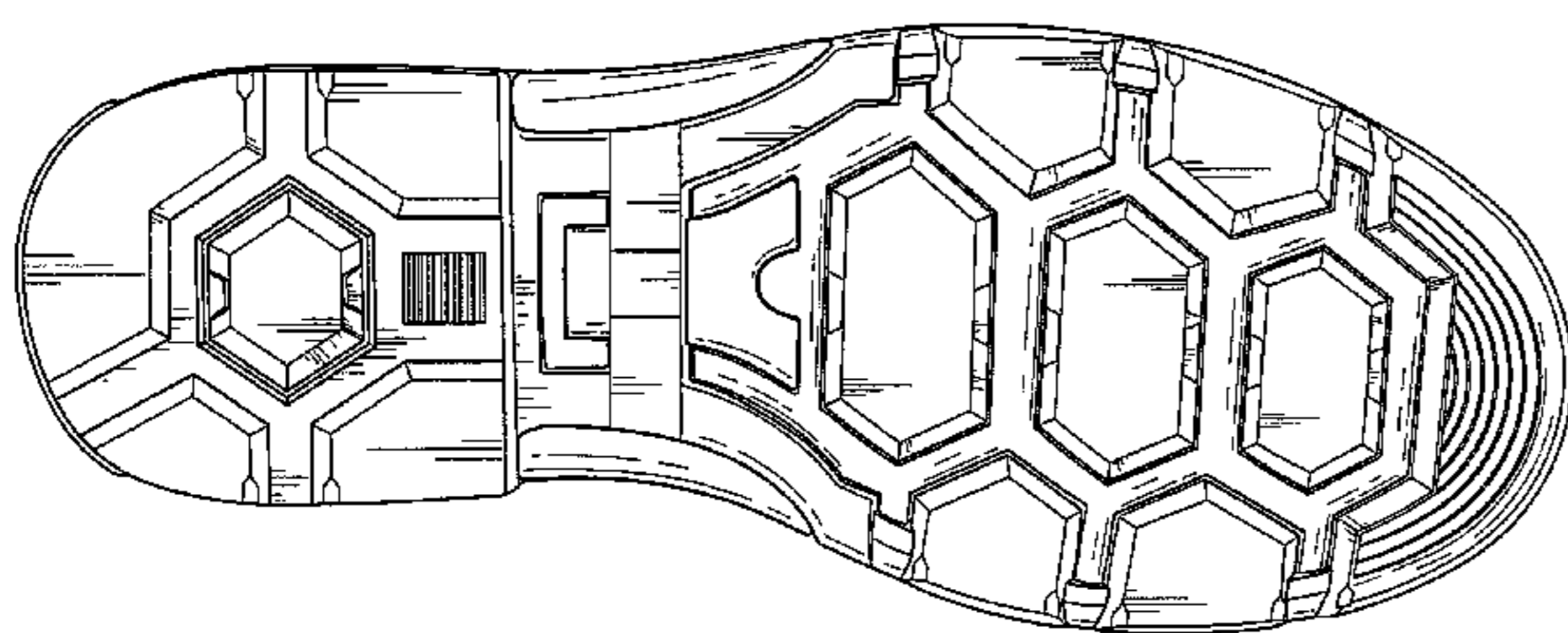
FIG. 4 is a right side view of the footwear outsole showing the new design.

FIG. 5 is a front view of the footwear outsole showing the new design; and,

FIG. 6 is a rear view of the footwear outsole showing the new design.

The top surface of the footwear outsole forms no part of the claimed design. The shading lines shown in the drawings represent the approximate three-dimensional contour of the design, and are not intended to indicate surface decoration. The broken line boundaries and the surfaces that they enclose in FIGS. 5 and 6 indicate portions of the footwear outsole that form no part of the claimed design.

1 Claim, 4 Drawing Sheets



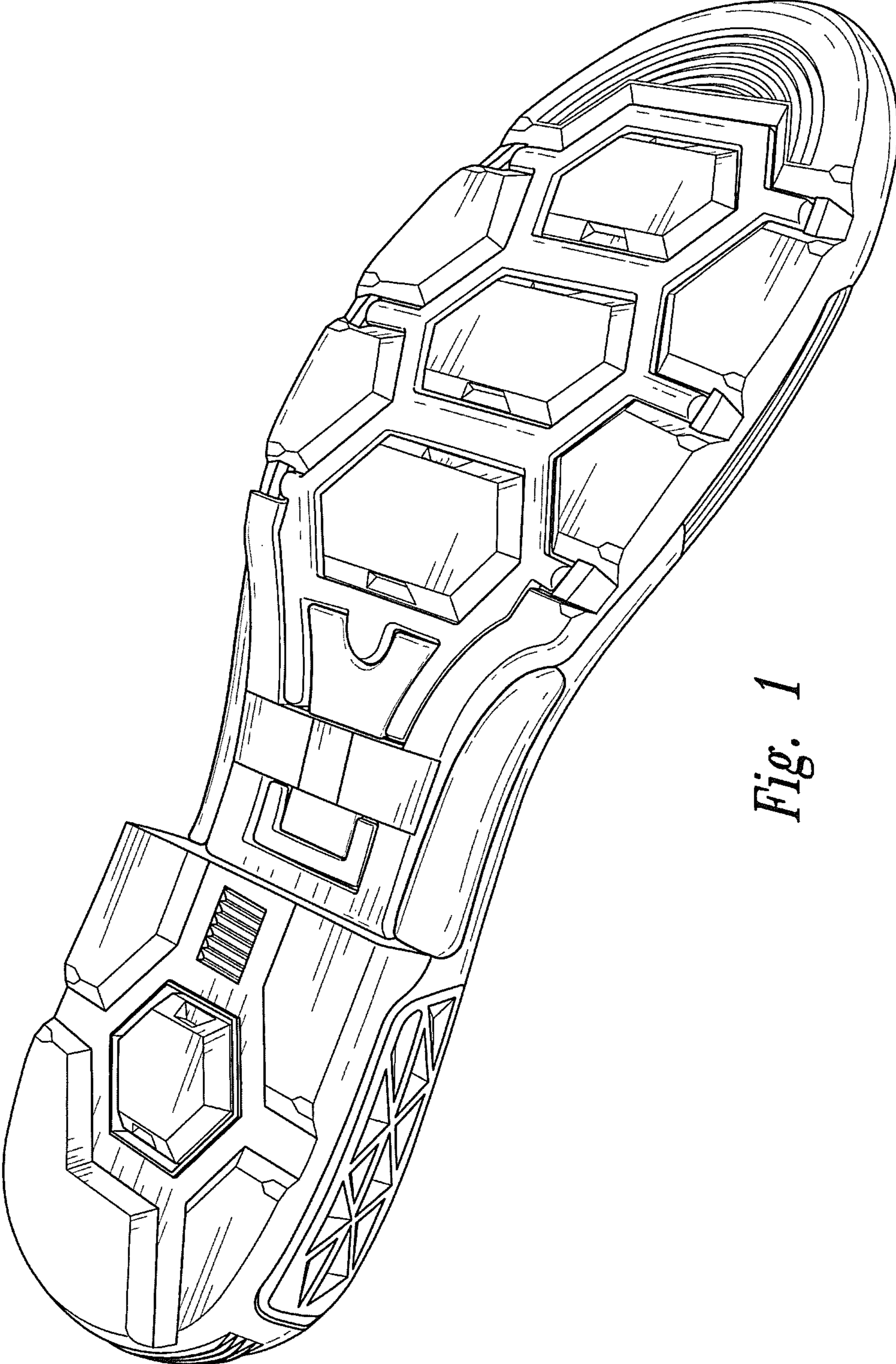


Fig. 1

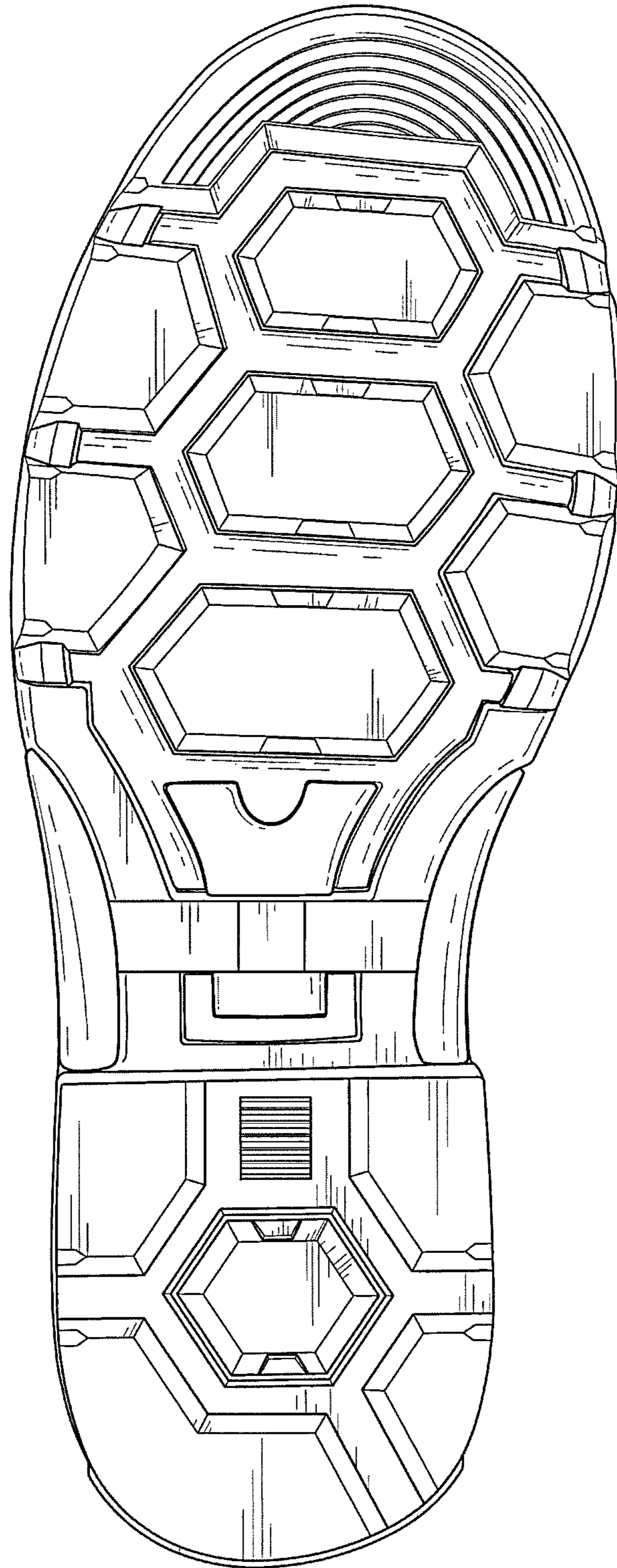


Fig. 2

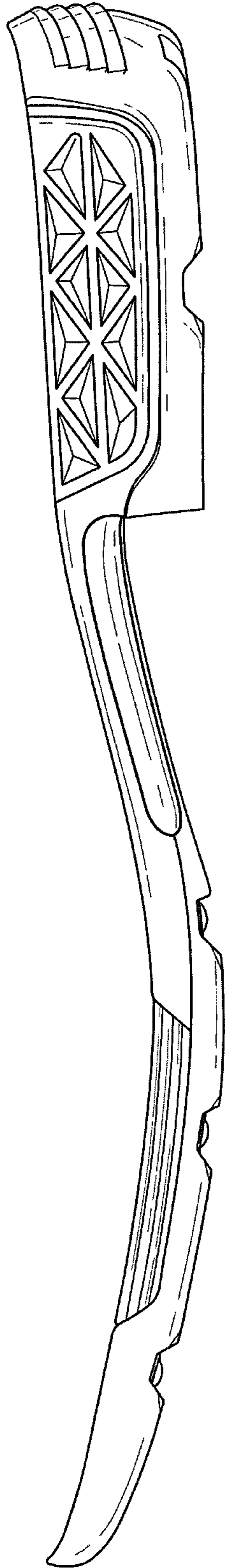


Fig. 3

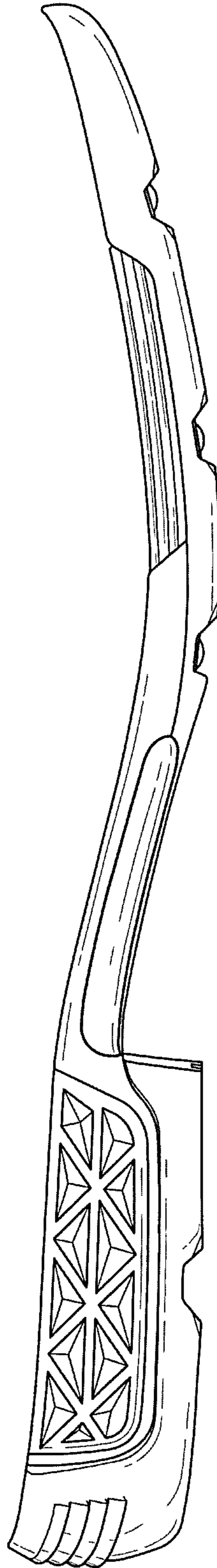


Fig. 4

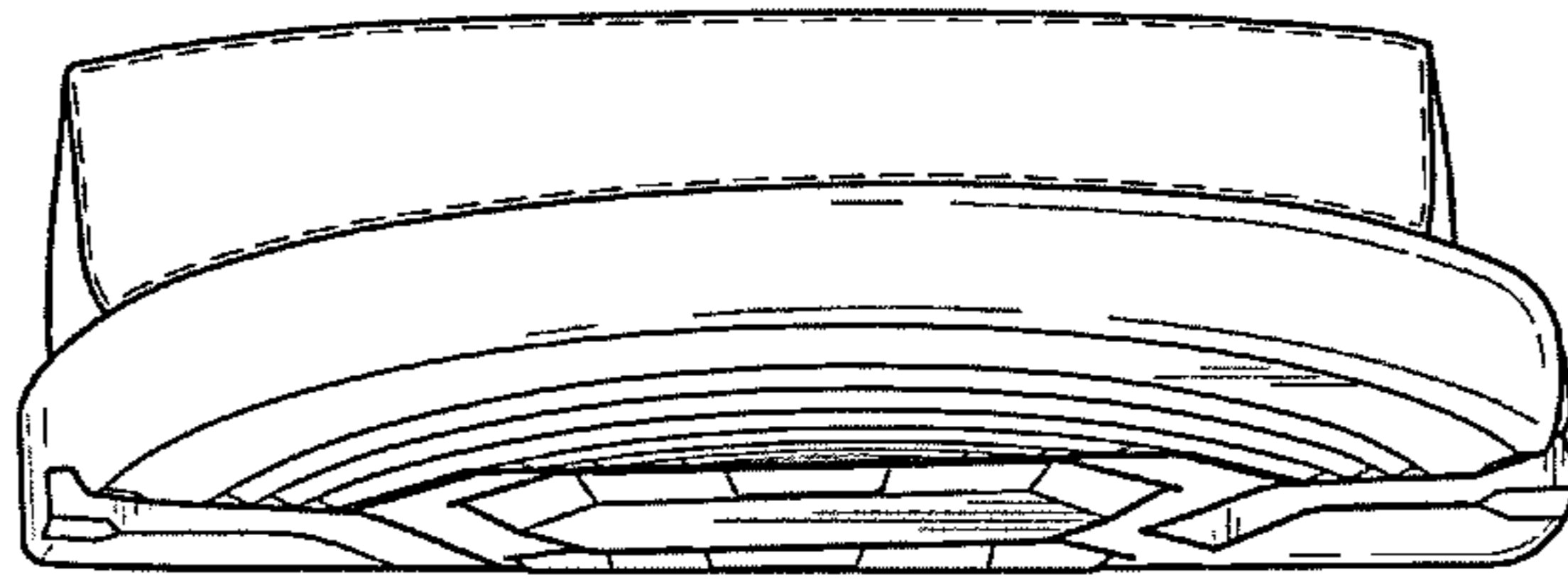


Fig. 5

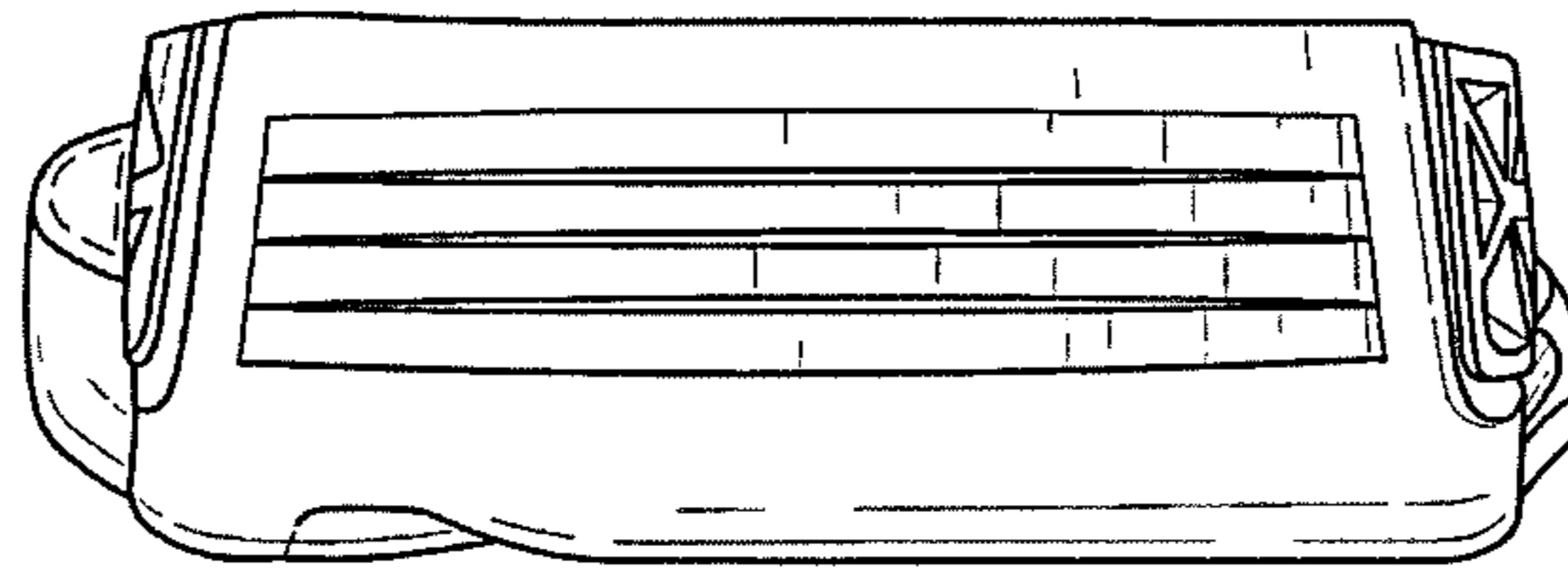


Fig. 6