



US00D683516S

(12) **United States Design Patent**
Elias

(10) **Patent No.:** **US D683,516 S**
(45) **Date of Patent:** **** Jun. 4, 2013**

(54) **EDIBLE FLYING DISC DOG TREAT**

(76) Inventor: **Gregory Sean Elias**, Cape Coral, FL
(US)

(**) **Term:** **14 Years**

(21) Appl. No.: **29/428,648**

(22) Filed: **Aug. 1, 2012**

(51) **LOC (9) Cl.** **01-01**

(52) **U.S. Cl.**
USPC **D1/106; D21/443**

(58) **Field of Classification Search**
USPC D1/100-130, 199; 426/104, 115,
426/121, 129, 130, 144, 249, 274, 303, 414,
426/420; D6/597; D7/507, 675; 220/574;
29/428; D9/669, 435, 707; D21/443; 446/46,
446/47, 48; 229/123.1

See application file for complete search history.

(56) **References Cited**

U.S. PATENT DOCUMENTS

3,312,472	A *	4/1967	Kerr	473/589
3,359,678	A *	12/1967	Headrick	446/46
3,724,122	A *	4/1973	Gillespie, Sr.	446/46
D235,906	S *	7/1975	Napodano	D21/443
4,212,131	A *	7/1980	Ross, Jr.	446/48
D295,429	S *	4/1988	Sandeen	D21/443
D369,191	S *	4/1996	Dunipace	D21/443
5,531,624	A *	7/1996	Dunipace	446/46

D388,134	S *	12/1997	Dunipace	D21/443
D390,282	S *	2/1998	Burdick	D21/443
D401,288	S *	11/1998	Dunipace	D21/443
D402,318	S *	12/1998	Dunipace	D21/443
D414,823	S *	10/1999	Gardner	D21/443
6,241,570	B1 *	6/2001	Thorne, III	441/136
6,887,119	B2 *	5/2005	Bloeme et al.	446/46
D527,428	S *	8/2006	Cooper	D21/443
2012/0214379	A1 *	8/2012	Scarborough	446/46

* cited by examiner

Primary Examiner — Cathron Brooks

Assistant Examiner — Katie Mroczka

(74) *Attorney, Agent, or Firm* — QuickPatents; Kevin Prince

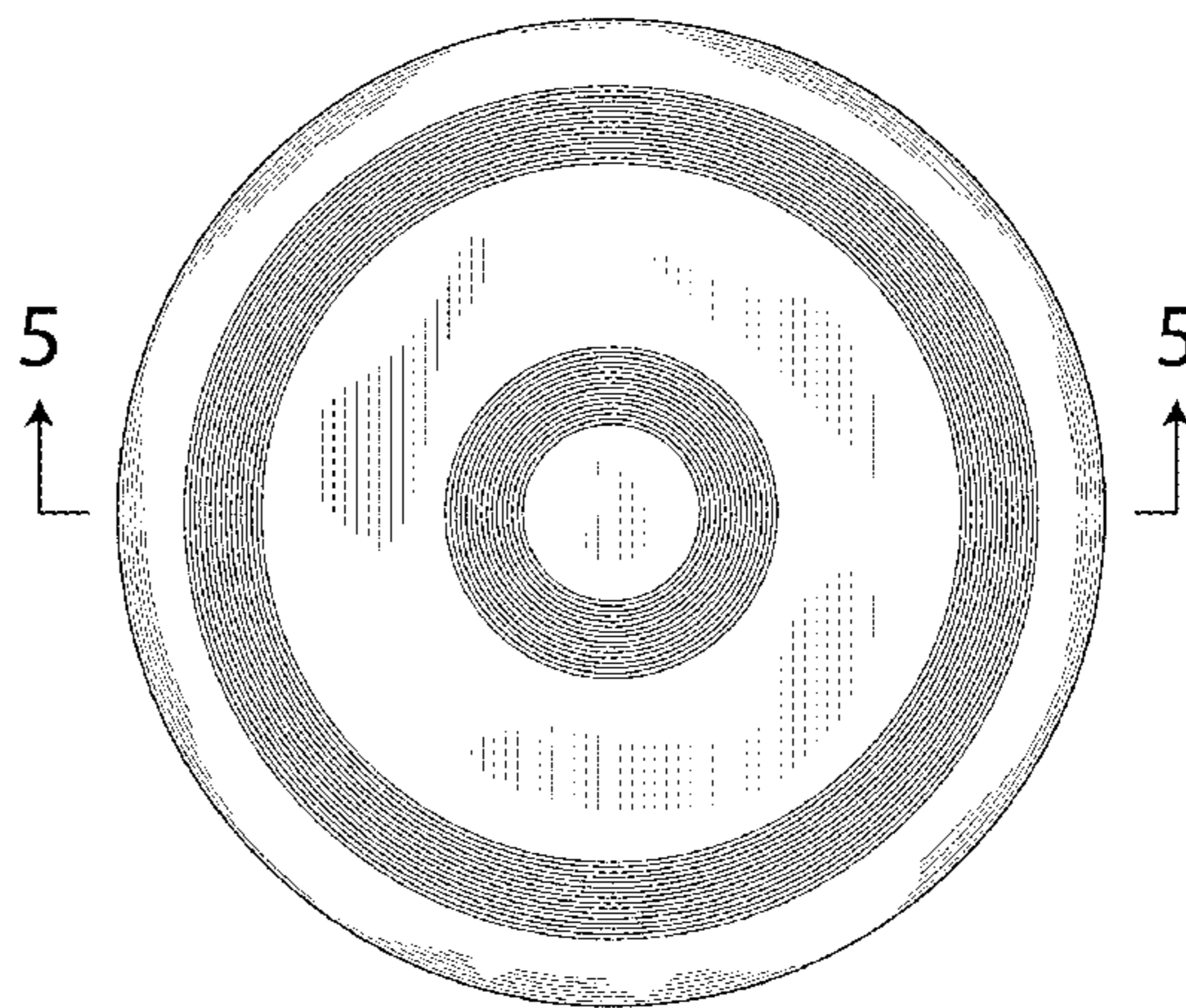
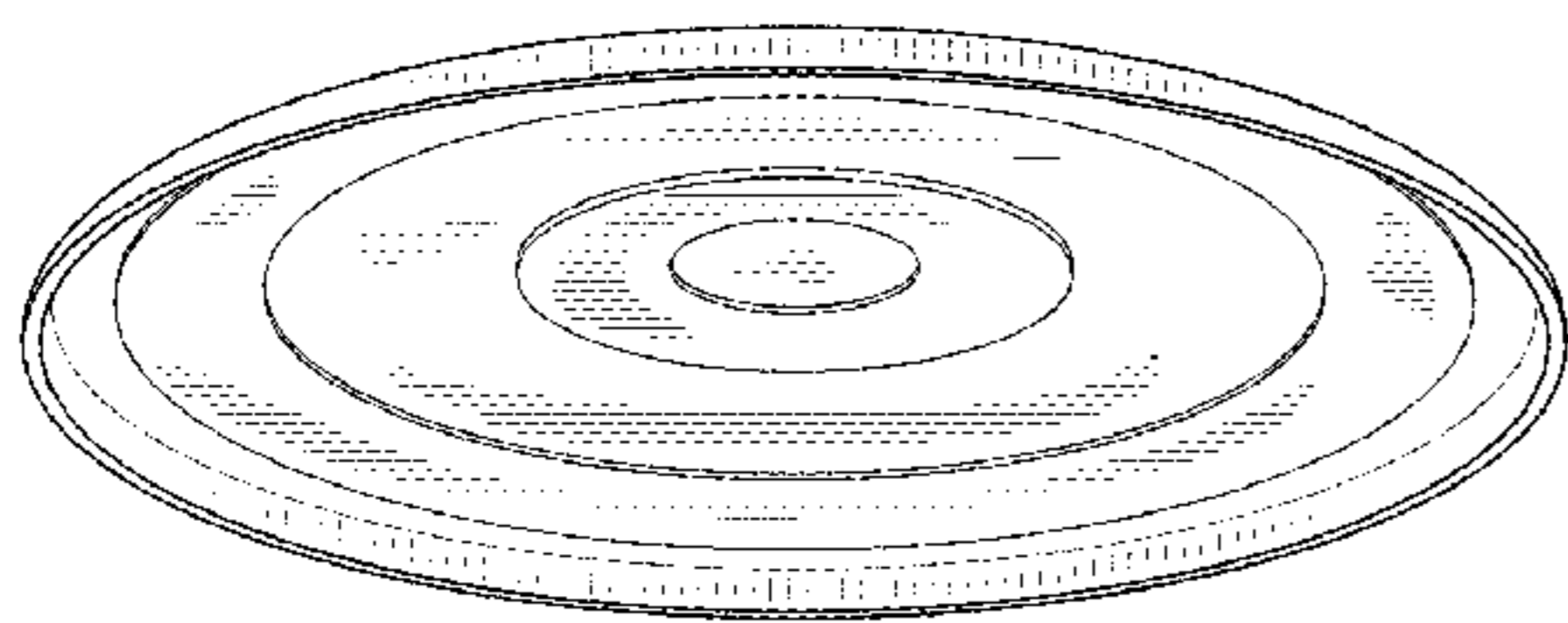
(57) **CLAIM**

I claim the ornamental design for an edible flying disc dog treat, as shown and described.

DESCRIPTION

FIG. 1 is a bottom perspective view of an edible flying disc dog treat, showing my new design;
FIG. 2 is a top plan view thereof;
FIG. 3 is a bottom plan view thereof;
FIG. 4 is a front elevational view thereof, the rear elevational view, right-side elevational view, and left-side elevational view all being identical; and,
FIG. 5 is a cross-sectional view thereof, taken along line 5-5 of FIG. 2.

1 Claim, 2 Drawing Sheets



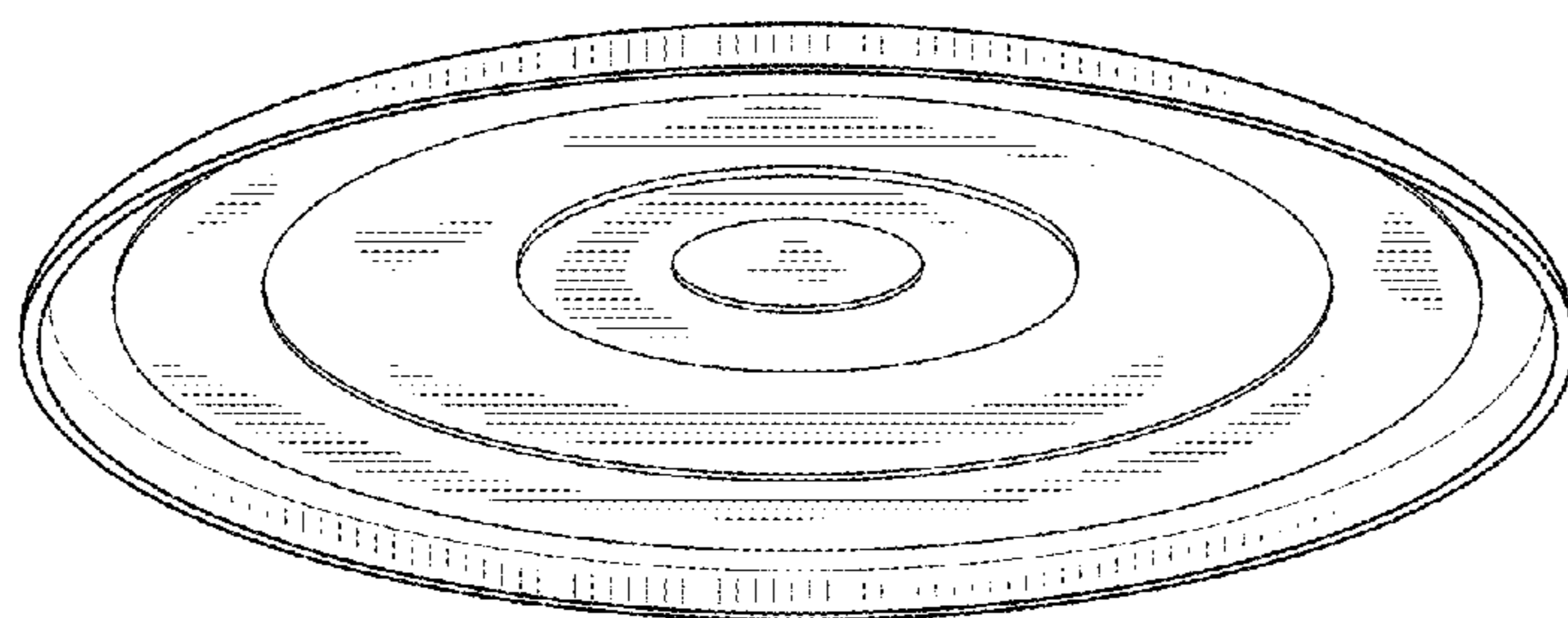


FIG. 1

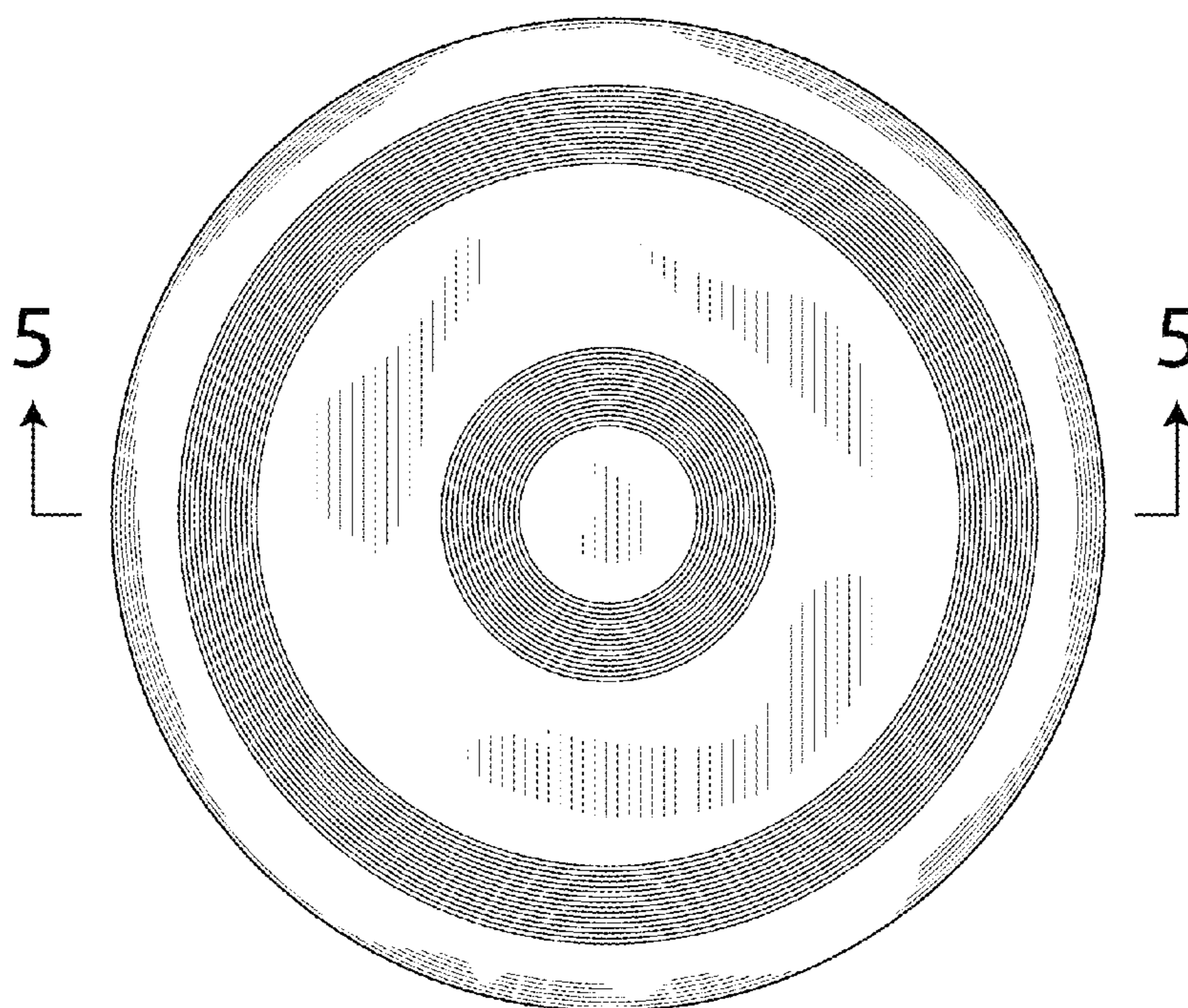


FIG. 2

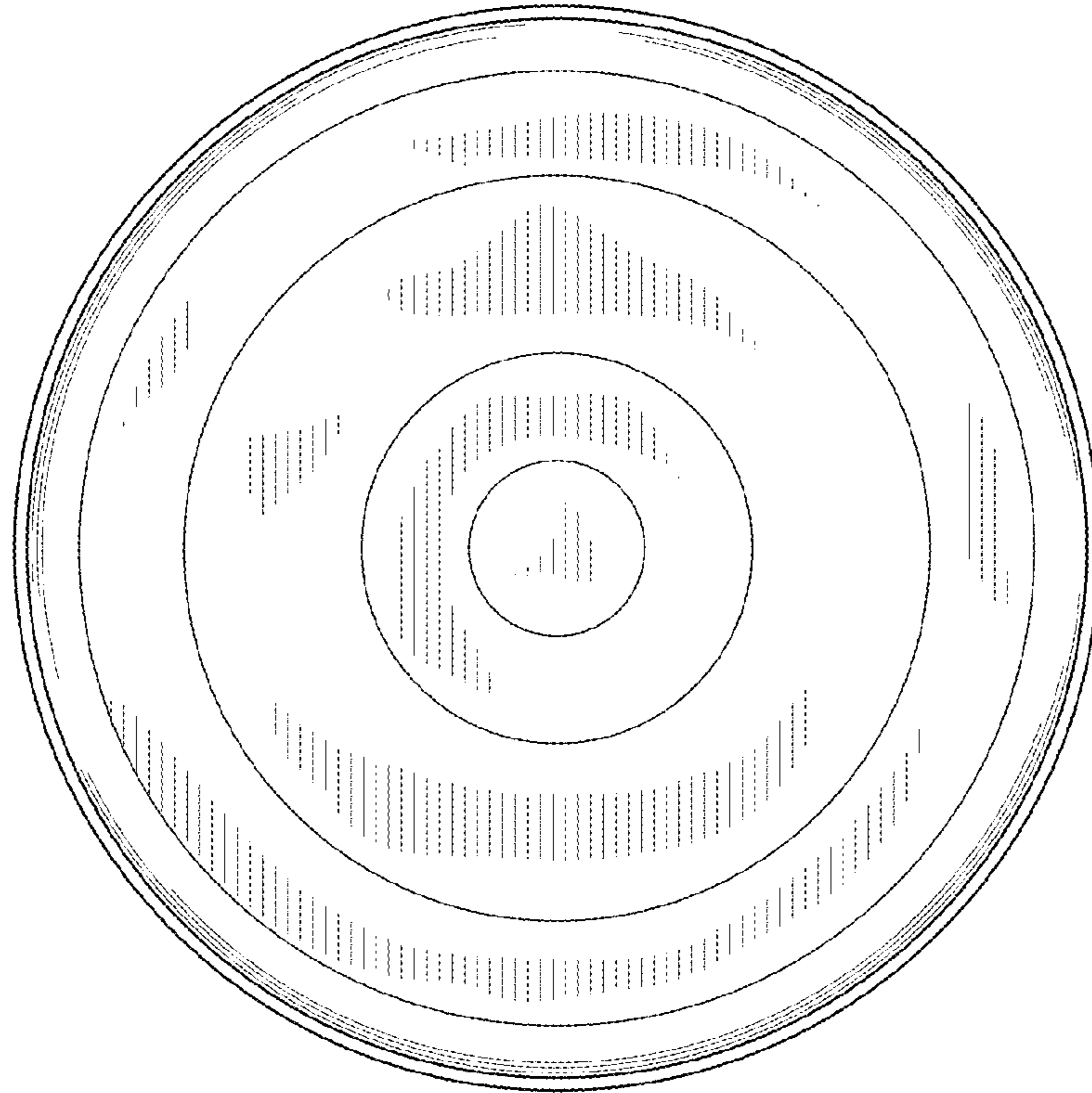


FIG. 3




FIG. 4




FIG. 5