



US00D683503S

(12) **United States Design Patent**
Helm et al.

(10) **Patent No.:** **US D683,503 S**

(45) **Date of Patent:** **** May 28, 2013**

(54) **CLEANING, DISINFECTING AND DRYING MACHINES**

(75) Inventors: **Thorsten Helm**, Sassenberg (DE); **Daniel Fichte**, Münster (DE); **Roman Rieder**, Zizers (CH); **Martin Geiser**, Buchrain (CH); **Markus Felder**, Inwil (CH); **Werner Wirz**, Kriens (CH)

(73) Assignee: **Belimed AG**, Zug (CH)

(**) Term: **14 Years**

(21) Appl. No.: **29/420,649**

(22) Filed: **May 11, 2012**

(30) **Foreign Application Priority Data**

Nov. 15, 2011 (WO) 636823001

(51) **LOC (9) Cl.** **15-05**

(52) **U.S. Cl.**
USPC **D32/1**

(58) **Field of Classification Search** D32/1; D24/217;
422/26, 114, 292, 295, 297-301; 135/95.2
See application file for complete search history.

(56) **References Cited**

U.S. PATENT DOCUMENTS

D139,817	S	*	12/1944	Chandler	D24/217
D193,172	S	*	7/1962	Kasper	D32/1
D200,892	S	*	4/1965	Musso	D24/217
D201,166	S	*	5/1965	Powar	D24/217
D202,486	S	*	10/1965	Salvia	D24/217
3,347,619	A	*	10/1967	Vischer	422/114
3,351,422	A	*	11/1967	Jones et al.	422/299
D212,571	S	*	10/1968	Eaton	D24/217
D247,308	S	*	2/1978	Truette	D24/217
D264,123	S	*	4/1982	Brendgord et al.	D24/217
D264,124	S	*	4/1982	Brendgord et al.	D24/217

D319,309	S	*	8/1991	Taylor	D24/217
5,174,970	A	*	12/1992	Santasalo	422/292
5,223,229	A	*	6/1993	Brucker	422/116
5,491,092	A	*	2/1996	Colvin	436/1
5,533,539	A	*	7/1996	Sutter et al.	134/95.2
5,792,435	A	*	8/1998	Mueller et al.	422/292
D404,827	S	*	1/1999	Thoburn	D24/217
D405,191	S	*	2/1999	Matsunaga et al.	D24/217
D433,147	S	*	10/2000	Florkey et al.	D24/217
7,138,087	B1	*	11/2006	Malkin et al.	422/26
D546,743	S	*	7/2007	Wisco	D12/191
D551,773	S	*	9/2007	Sheldon	D24/217
D571,477	S	*	6/2008	Terrill	D24/217
D632,800	S	*	2/2011	Nanni et al.	D24/217
2005/0112040	A1	*	5/2005	Hasegawa et al.	422/300

* cited by examiner

Primary Examiner — T. Chase Nelson

Assistant Examiner — Kathleen M Sims

(74) *Attorney, Agent, or Firm* — Shoemaker and Mattare

(57) **CLAIM**

The ornamental design for a cleaning, disinfecting and drying machine, as shown and described.

DESCRIPTION

FIG. 1 is a perspective view from the top, front and left side of a cleaning, disinfecting and drying machine showing our new design.

FIG. 2 is a left side view thereof;

FIG. 3 is a right side view thereof;

FIG. 4 is a front elevational view thereof;

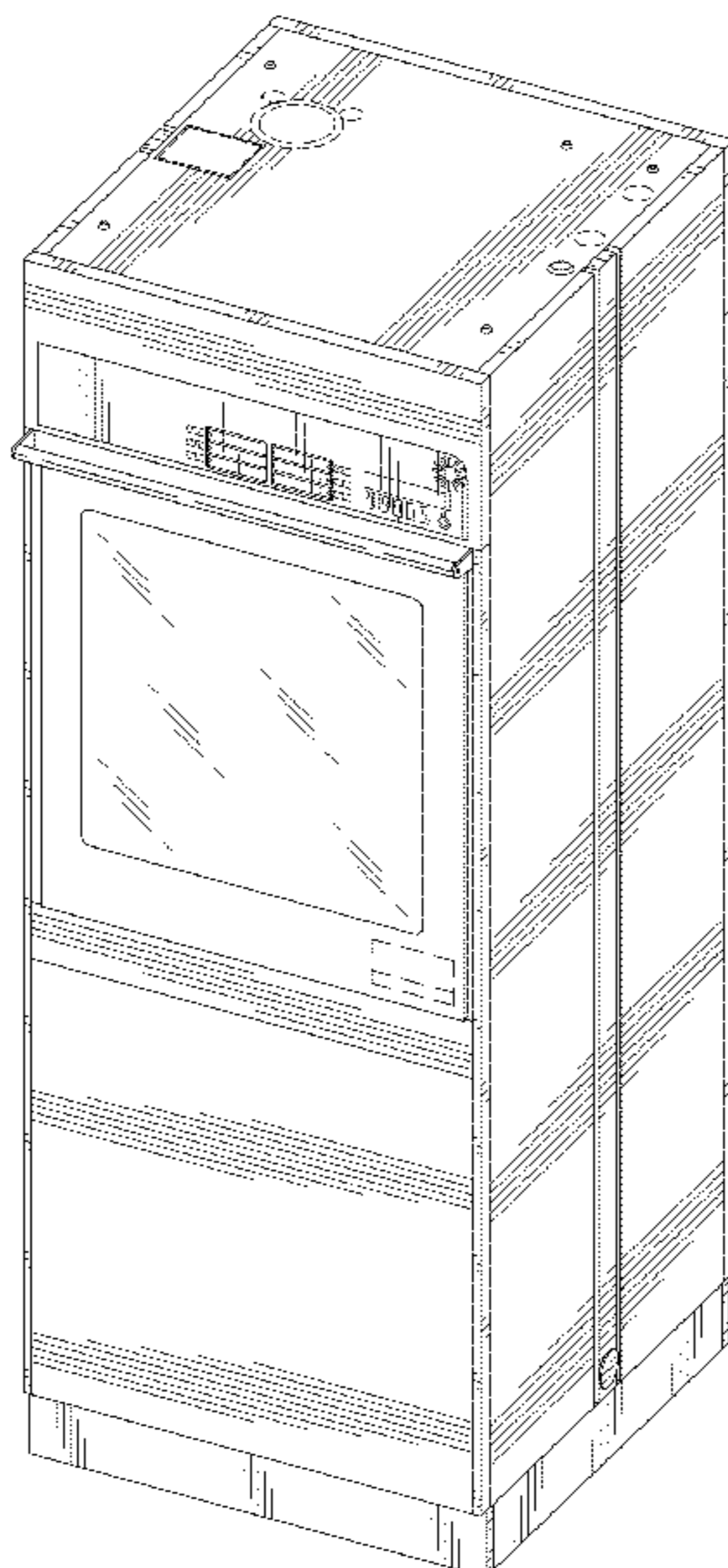
FIG. 5 is a rear elevational view thereof;

FIG. 6 is a top plan view thereof; and,

FIG. 7 is a bottom plan view thereof.

The broken line showing of details in FIGS. 1, 4, 5, 6 and 7 is included for the purpose of showing environmental portions of the cleaning, disinfecting and drying machine and forms no part of the claimed design.

1 Claim, 7 Drawing Sheets



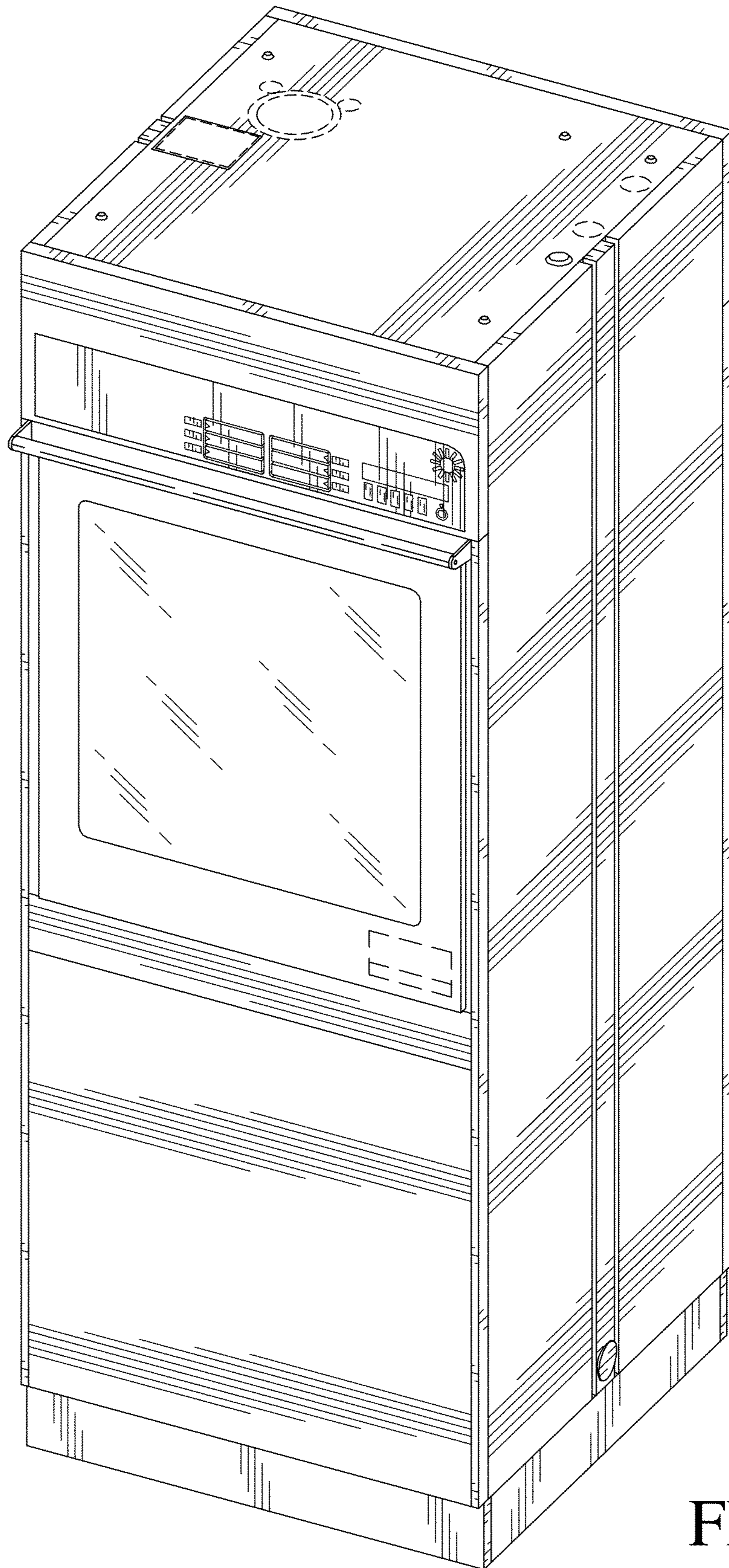


FIG. 1

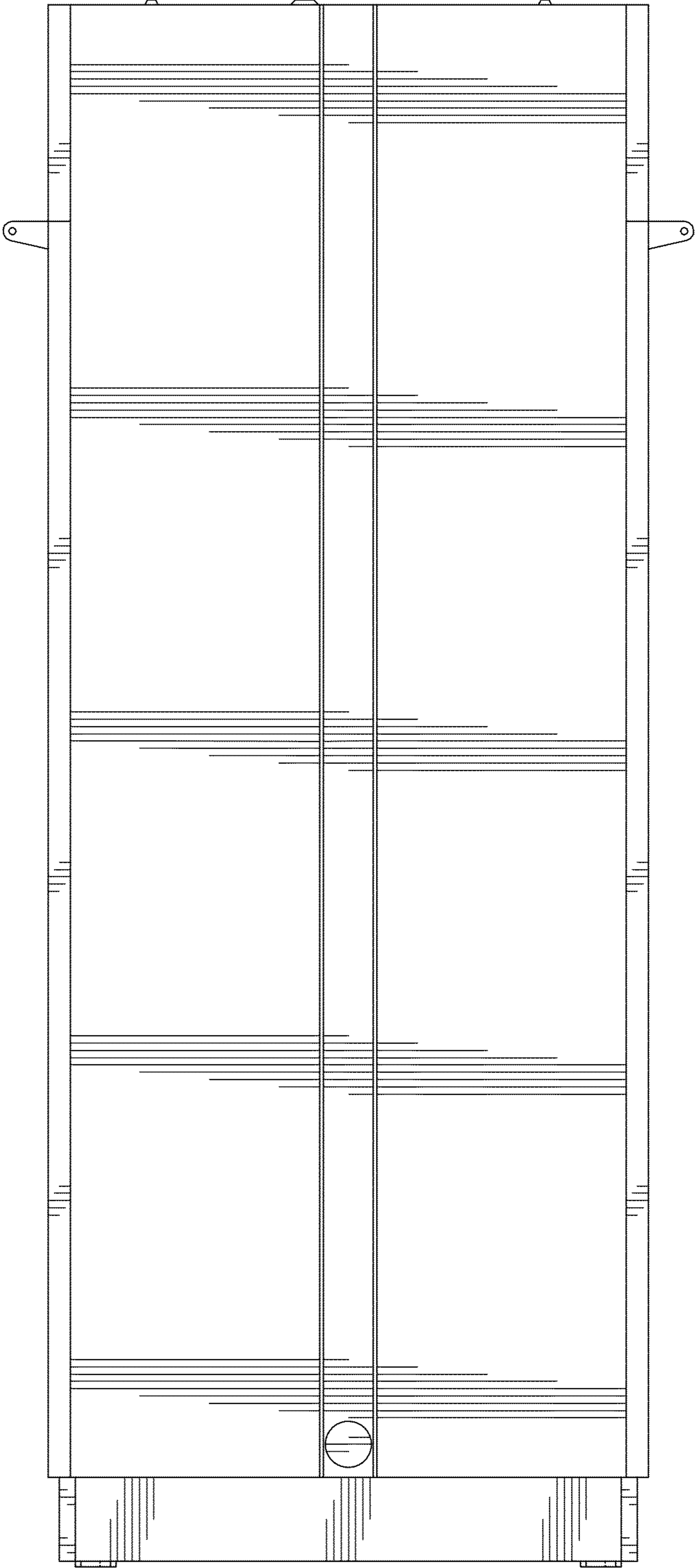


FIG. 2

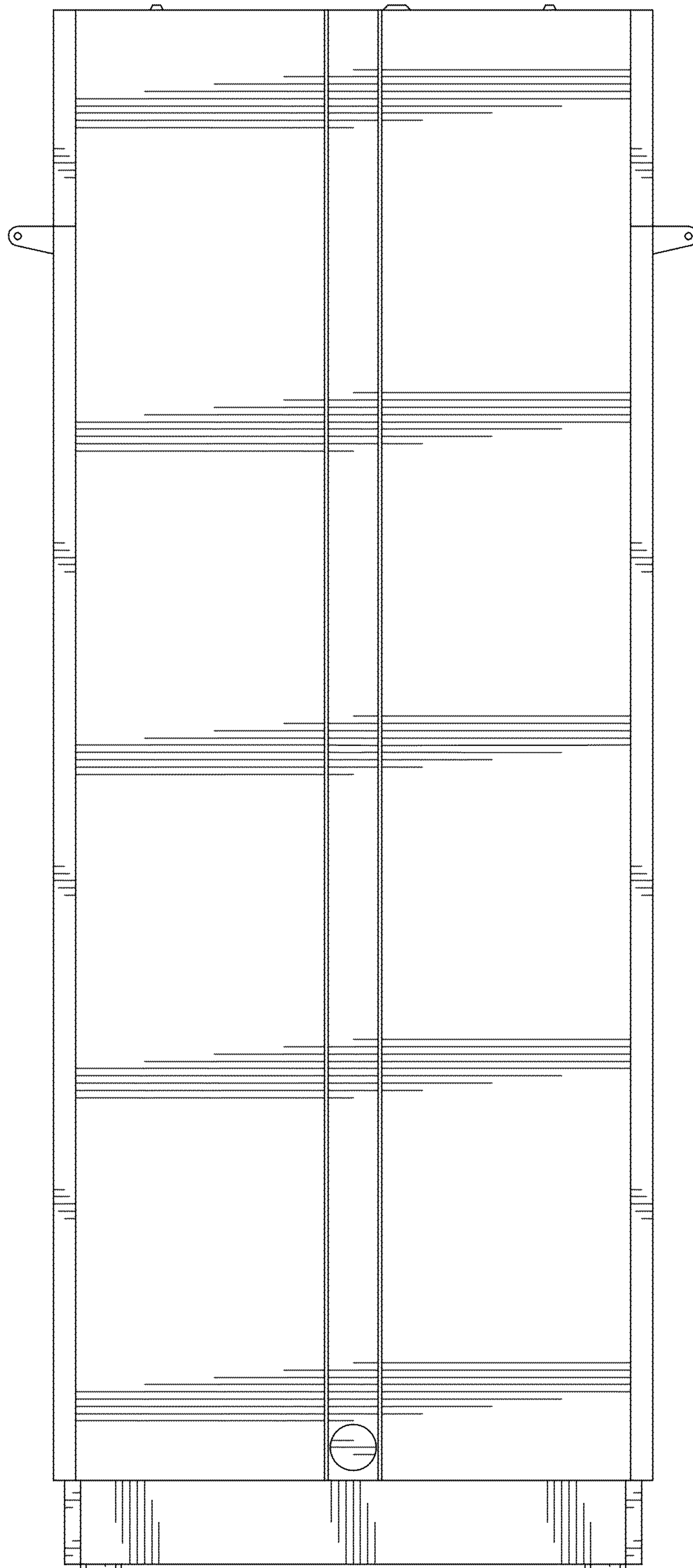


FIG. 3

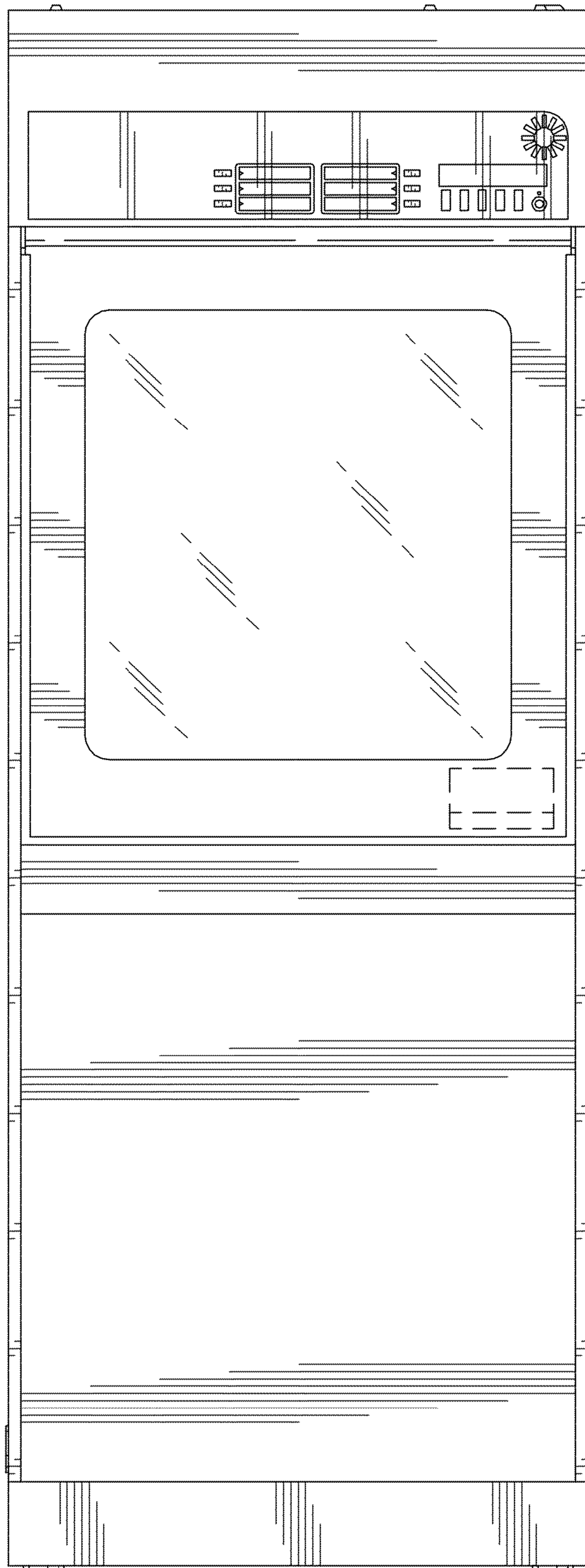


FIG. 4

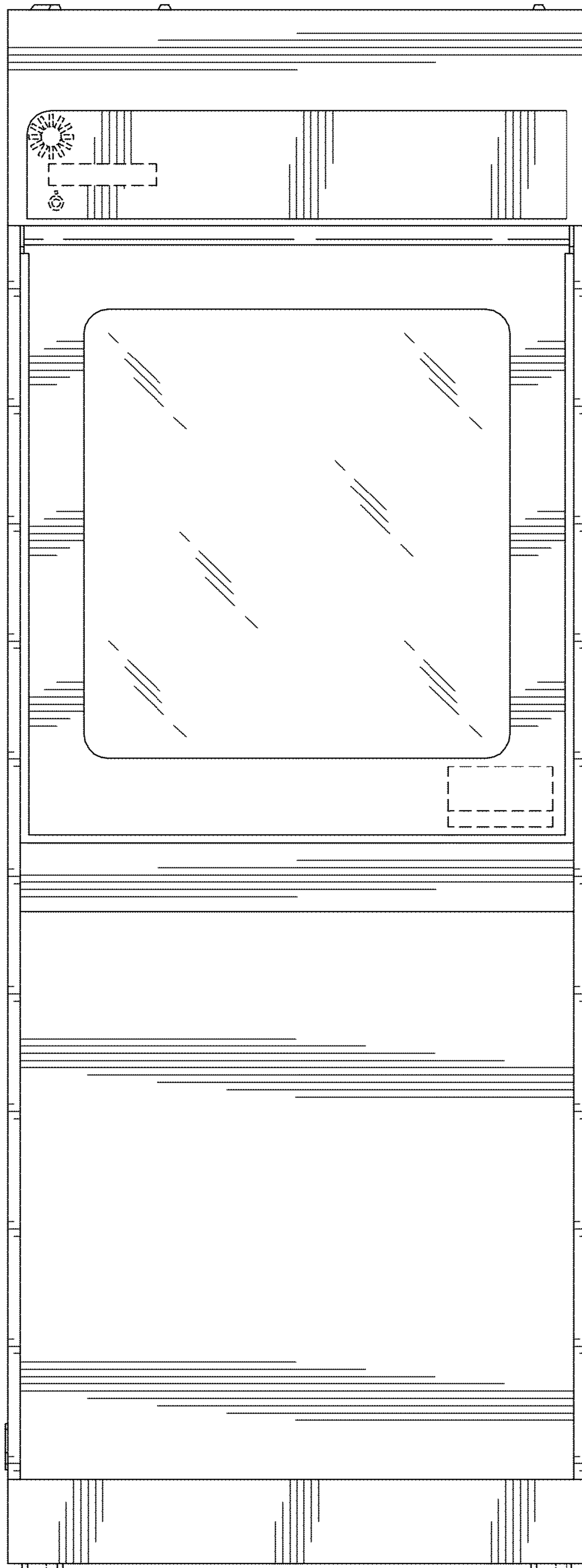


FIG. 5

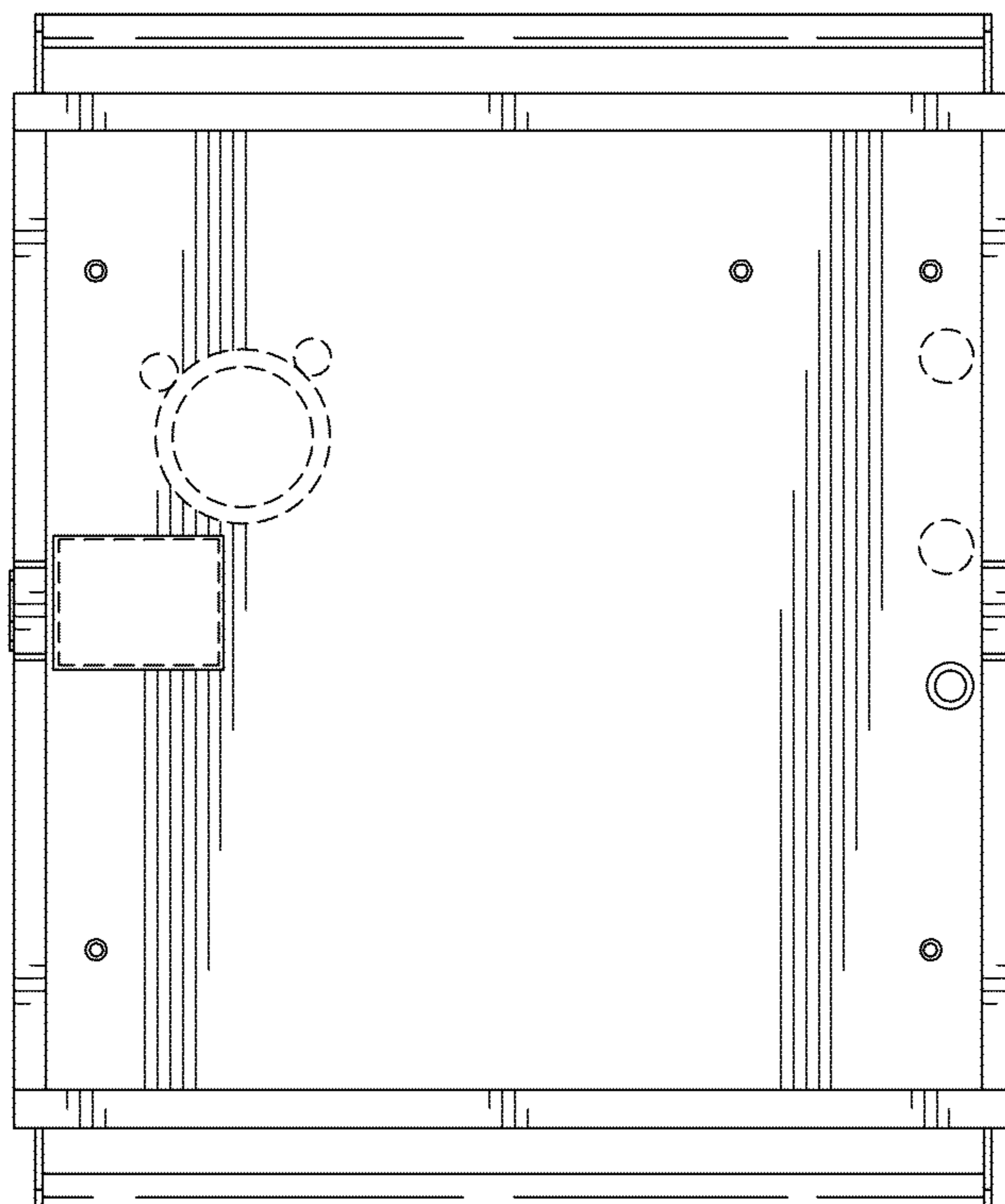


FIG. 6

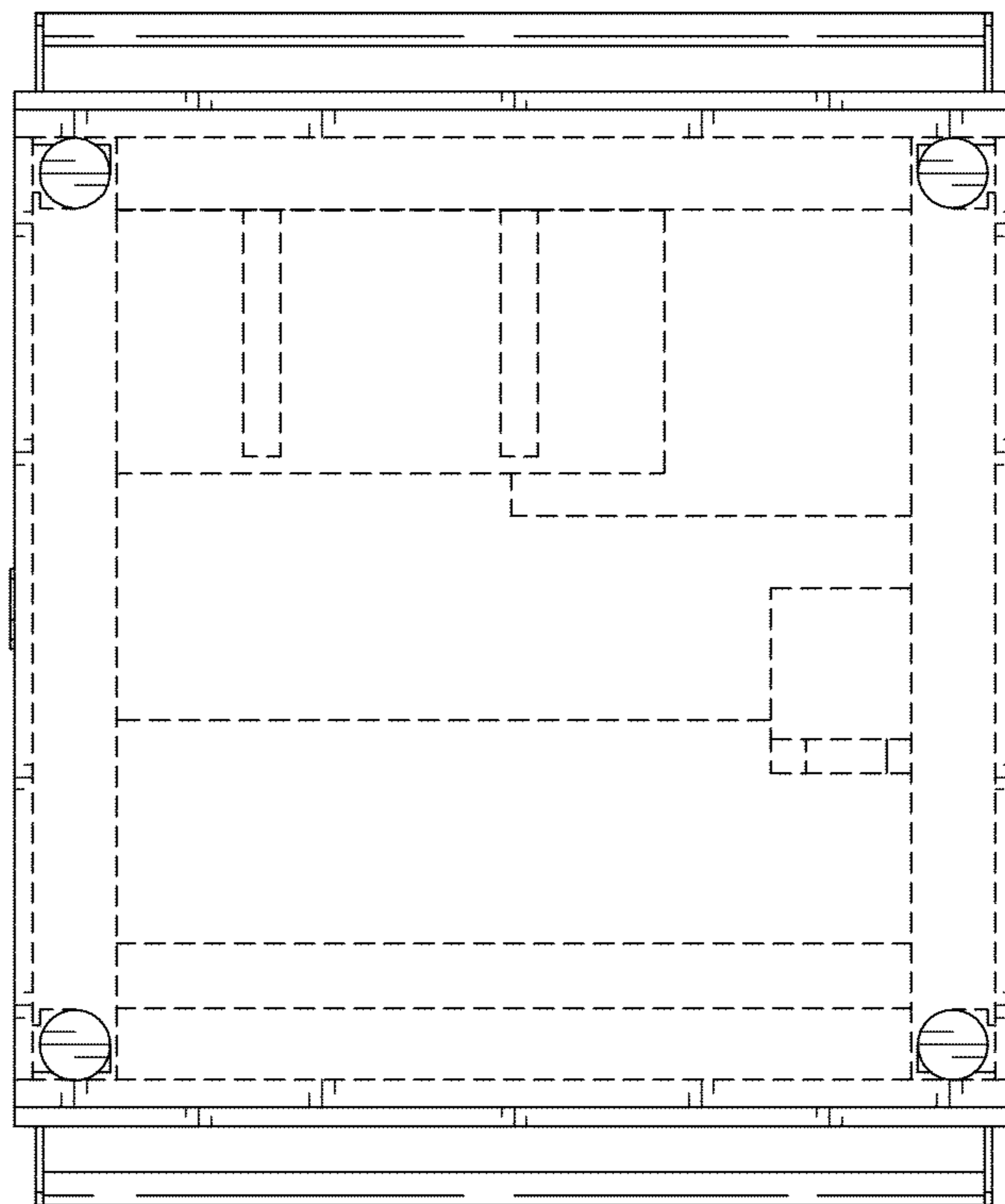


FIG. 7