



US00D683487S

(12) **United States Design Patent**
Scheinhütte et al.

(10) **Patent No.:** **US D683,487 S**

(45) **Date of Patent:** **** May 28, 2013**

(54) **HEADLIGHT FOR A MOTOR VEHICLE**

D560,291 S * 1/2008 Koyama D26/28
D561,358 S * 2/2008 Tachibana D26/28
D635,694 S * 4/2011 Yang et al. D26/28

(75) Inventors: **Ingo Scheinhütte**, Eberdingen (DE);
Shuichi Yamashita, Gerlingen (DE)

(73) Assignee: **Dr. Ing. h.c. F. Porsche**
Atkiengesellschaft, Stuttgart (DE)

(**) Term: **14 Years**

(21) Appl. No.: **29/412,042**

(22) Filed: **Jan. 30, 2012**

(30) **Foreign Application Priority Data**

Aug. 3, 2011 (DE) 402011006117

(51) **LOC (9) Cl.** **26-06**

(52) **U.S. Cl.**
USPC **D26/28**

(58) **Field of Classification Search** D26/28-36;
362/459-468, 475-478, 485-487
See application file for complete search history.

(56) **References Cited**

U.S. PATENT DOCUMENTS

D550,383 S * 9/2007 Asai D26/28
D556,349 S * 11/2007 Golden et al. D26/28

OTHER PUBLICATIONS

U.S. Appl. No. 29/369,631, filed Sep. 10, 2010.
U.S. Appl. No. 29/383,968, filed Jan. 25, 2011.
U.S. Appl. No. 29/406,891, filed Nov. 21, 2011.
U.S. Appl. No. 29/412,043, filed Jan. 30, 2012.

* cited by examiner

Primary Examiner — Marcus Jackson

(74) *Attorney, Agent, or Firm* — RatnerPrestia

(57) **CLAIM**

The ornamental design for a headlight for a motor vehicle, as shown and described.

DESCRIPTION

FIG. 1 is a perspective view of a headlight for a motor vehicle; FIG. 2 is a front elevation view of the headlight; FIG. 3 is a top plan view of the headlight; and, FIG. 4 is an elevation view from the right side of the headlight. The portions of the headlight that are encircled by broken lines are for illustration purposes only and form no part of the claimed design.

1 Claim, 4 Drawing Sheets





Fig. 1




Fig. 2

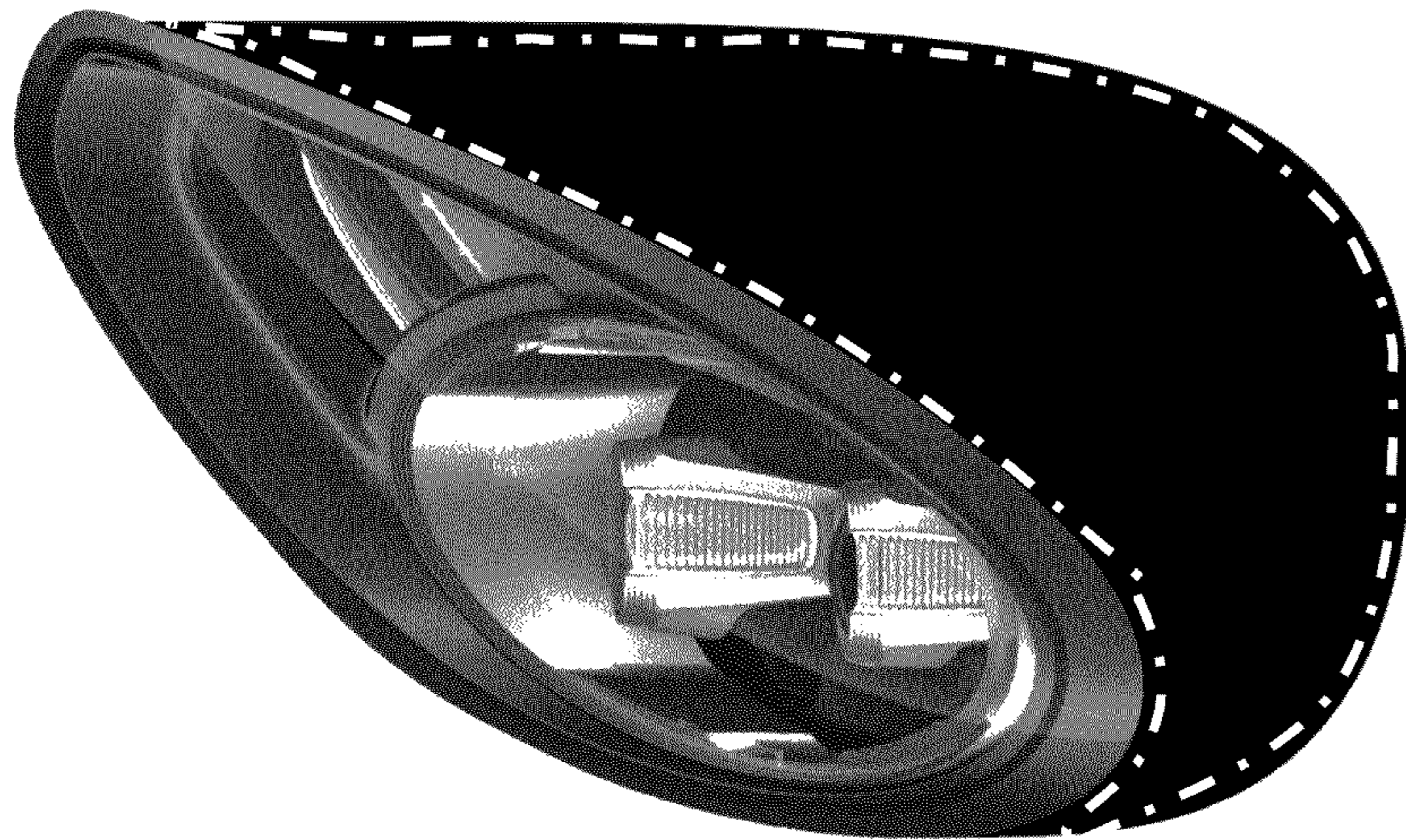


Fig. 3




Figure 4