



US00D683486S

(12) **United States Design Patent**
Kogawa

(10) **Patent No.:** **US D683,486 S**

(45) **Date of Patent:** **** May 28, 2013**

(54) **REAR COMBINATION LAMP FOR AN AUTOMOBILE**

(75) Inventor: **Junichiro Kogawa, Saitama (JP)**

(73) Assignee: **Honda Motor Co., Ltd., Tokyo (JP)**

(**) Term: **14 Years**

(21) Appl. No.: **29/411,365**

(22) Filed: **Jan. 19, 2012**

(30) **Foreign Application Priority Data**

Jul. 20, 2011 (JP) 2011-016678

(51) **LOC (9) Cl.** **26-06**

(52) **U.S. Cl.**
USPC **D26/28**

(58) **Field of Classification Search**
USPC D26/28-36; 362/459-468, 475-478,
362/485-487
See application file for complete search history.

(56) **References Cited**

U.S. PATENT DOCUMENTS

D455,508 S * 4/2002 Sinkwitz D26/28
D465,039 S * 10/2002 Murkett D26/28

D490,170 S * 5/2004 Metros et al. D26/28
D491,298 S * 6/2004 Hall et al. D26/28
D539,450 S * 3/2007 Pfeiffer D26/28
D540,480 S * 4/2007 Pfeiffer D26/28
D553,268 S * 10/2007 Pfeiffer D26/28
D565,211 S * 3/2008 Haller et al. D26/28
D605,793 S * 12/2009 Weil D26/28

* cited by examiner

Primary Examiner — Marcus Jackson

(74) *Attorney, Agent, or Firm* — Westerman, Hattori, Daniels & Adrian, LLP

(57) **CLAIM**

The ornamental design for, a rear combination lamp for an automobile, as shown and described.

DESCRIPTION

FIG. 1 is a perspective view of a rear combination lamp for an automobile, showing our new design;
FIG. 2 is a front elevation view thereof;
FIG. 3 is a top plan view thereof; and,
FIG. 4 is a left side elevation view thereof.
The broken lines are for illustrative purposes only and form no part of the claimed design.

1 Claim, 4 Drawing Sheets

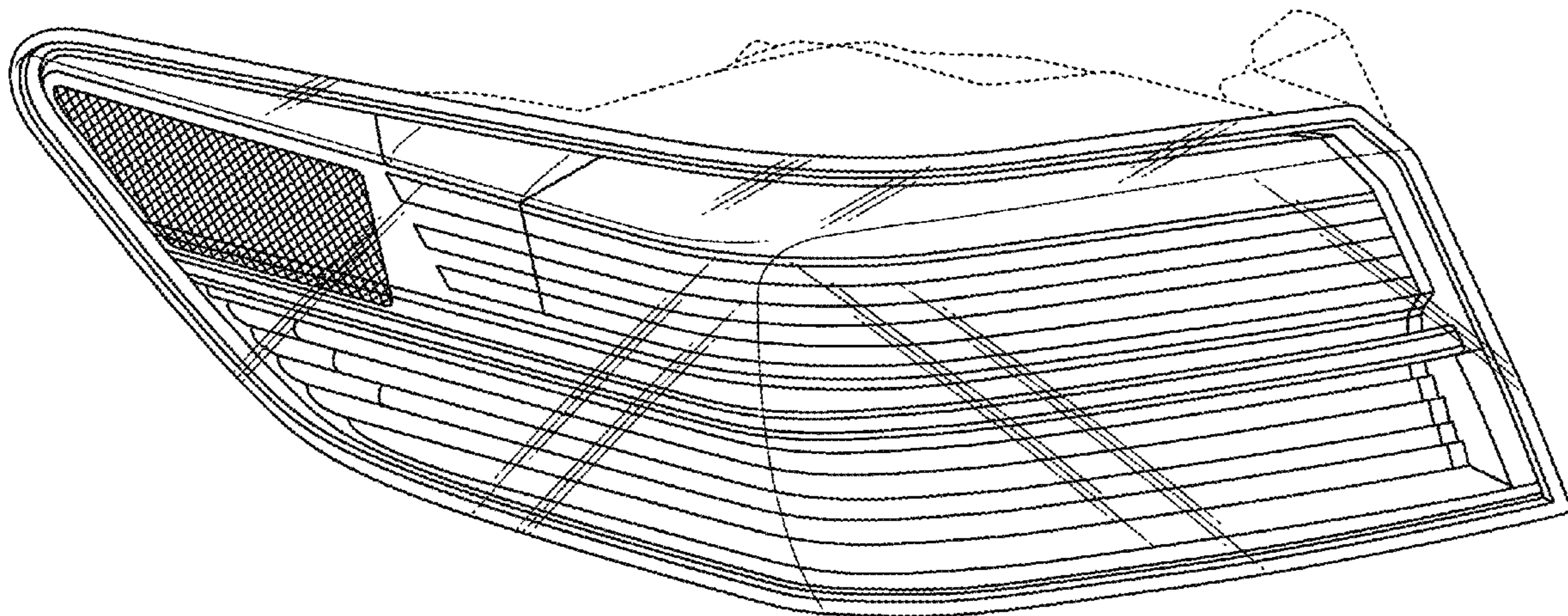


Fig. 1

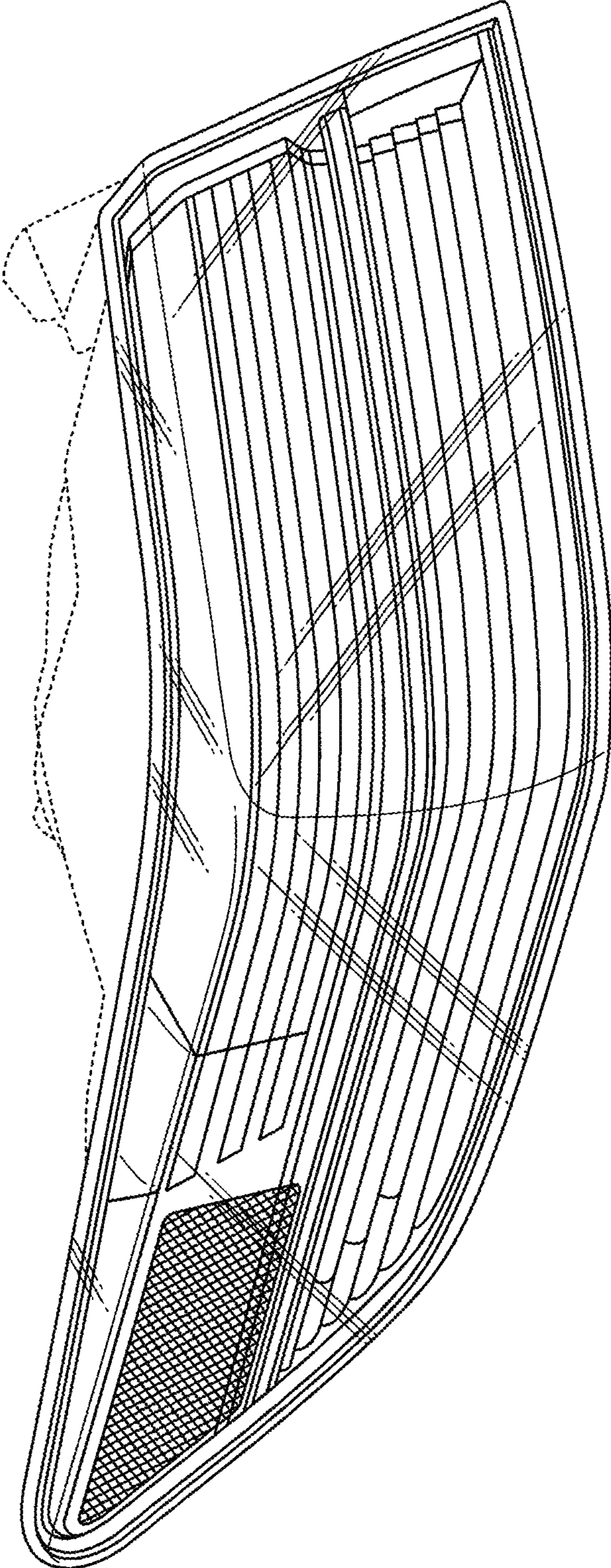


Fig. 2

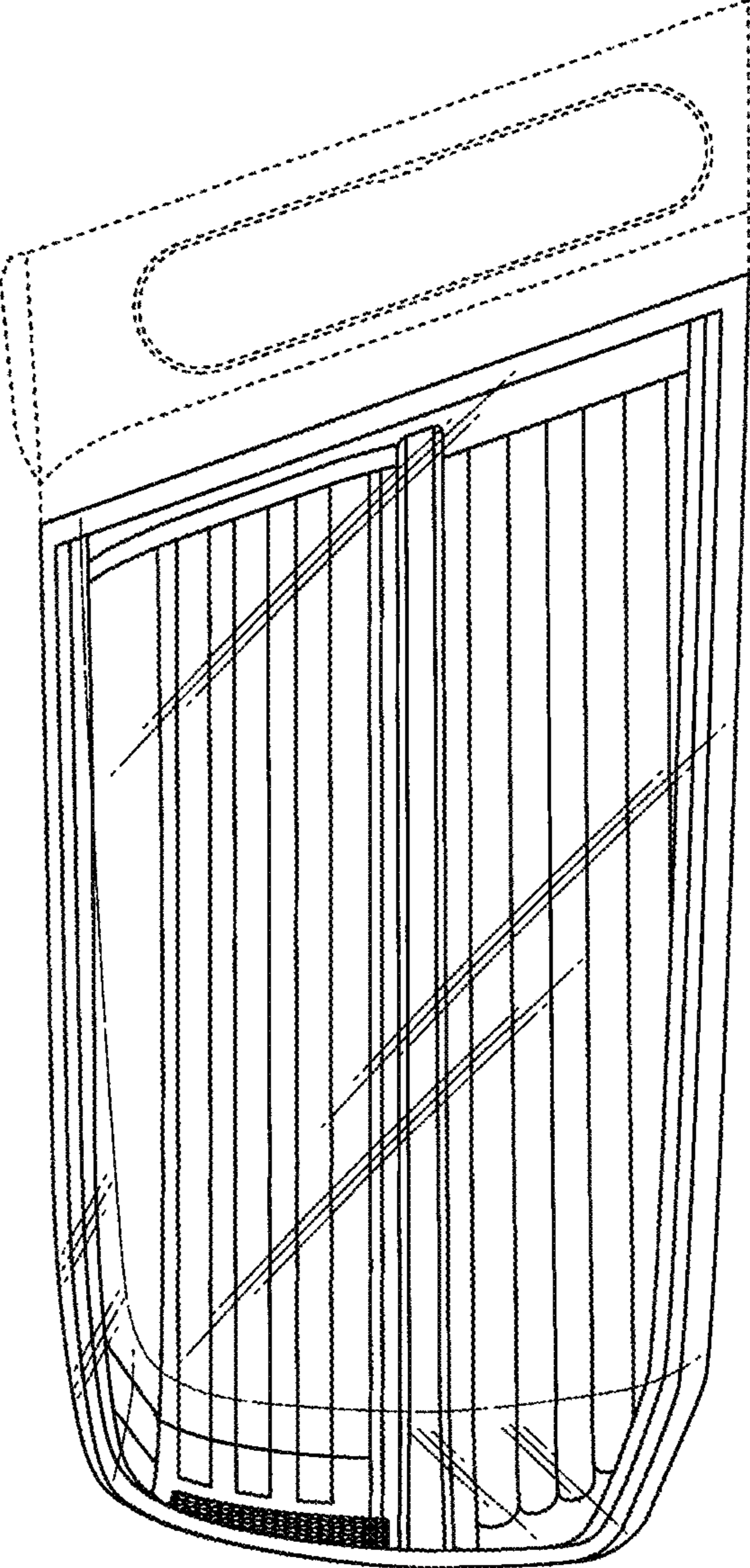


Fig. 3

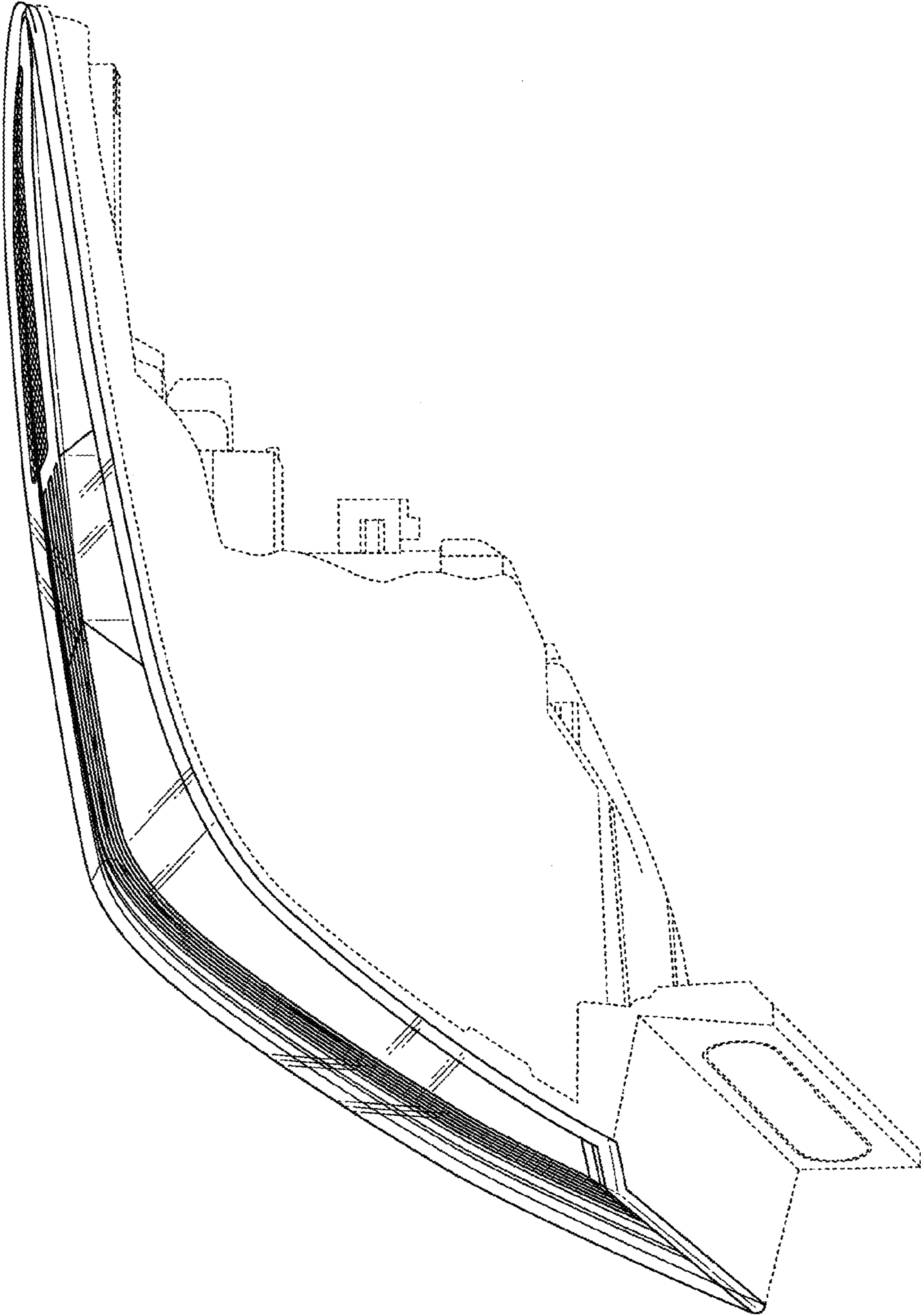


Fig. 4

