



US00D683478S

(12) **United States Design Patent**
Göransson et al.

(10) **Patent No.:** **US D683,478 S**

(45) **Date of Patent:** **** May 28, 2013**

(54) **LADDER BRACKET**

(71) Applicant: **Telesteps AB**, Tranås (SE)

(72) Inventors: **Magnus Göransson**, Tranås (SE); **Jens Bernhardsson**, Tranås (SE)

(73) Assignee: **Telesteps AB**, Tranås (SE)

(**) Term: **14 Years**

(21) Appl. No.: **29/433,718**

(22) Filed: **Oct. 4, 2012**

Related U.S. Application Data

(62) Division of application No. 29/396,334, filed on Jun. 29, 2011, now Pat. No. Des. 677,799.

(30) **Foreign Application Priority Data**

Dec. 29, 2010 (EM) 001799875

Dec. 29, 2010 (EM) 001799883

(51) **LOC (9) Cl.** **25-04**

(52) **U.S. Cl.**
USPC **D25/68**

(58) **Field of Classification Search**

USPC D25/68; 182/156, 40, 180.1, 202,
182/201, 204, 185.1, 186.3, 186.4, 186.5,
182/186.7, 186.8, 180.2, 197, 214; 248/210,
248/554, 354.1

See application file for complete search history.

(56) **References Cited**

U.S. PATENT DOCUMENTS

537,186	A *	4/1895	Ebert	182/38
3,822,847	A *	7/1974	Emmons	248/210
D356,166	S *	3/1995	Spiller	D25/68
D365,402	S	12/1995	Jones	
D535,757	S	1/2007	Davis	
D611,616	S *	3/2010	Canham et al.	D25/68
2004/0140156	A1 *	7/2004	Moss et al.	182/180.2
2006/0283664	A1	12/2006	Yao	

* cited by examiner

Primary Examiner — Doris Clark

(74) *Attorney, Agent, or Firm* — Merchant & Gould P.C.

(57) **CLAIM**

The ornamental design for ladder bracket, as shown and described.

DESCRIPTION

FIG. 1 is a front view of a part of a ladder according to the principles of the present invention.

FIG. 2 is a side perspective view of the part of FIG. 1.

FIG. 3 is a top view of the part of FIG. 1.

FIG. 4 is a bottom view of the part of FIG. 1.

FIG. 5 is a top and left side perspective view of the part of FIG. 1.

FIG. 6 is a bottom and left side perspective view of the part of FIG. 1; and,

FIG. 7 is a bottom and right side perspective view of the part of FIG. 1.

1 Claim, 7 Drawing Sheets



FIG 1




FIG 2




FIG 3

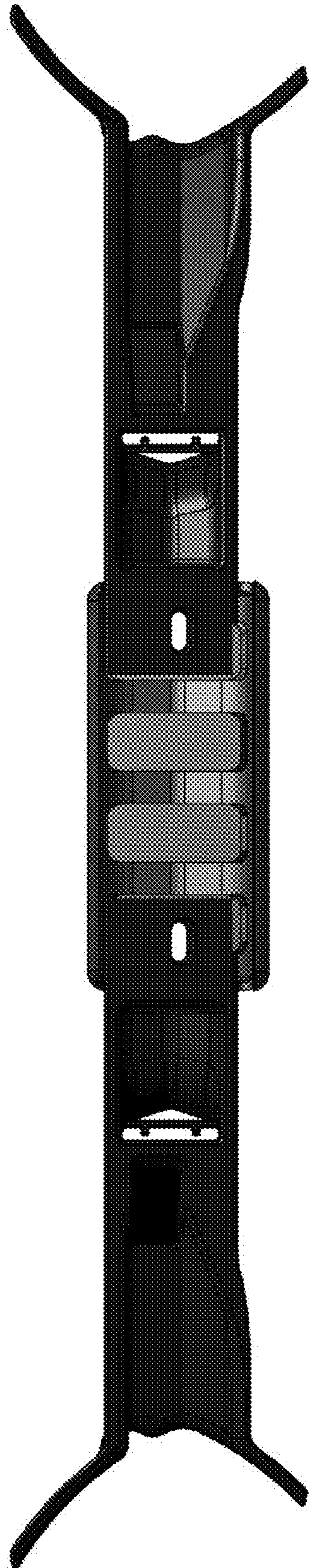


FIG 4

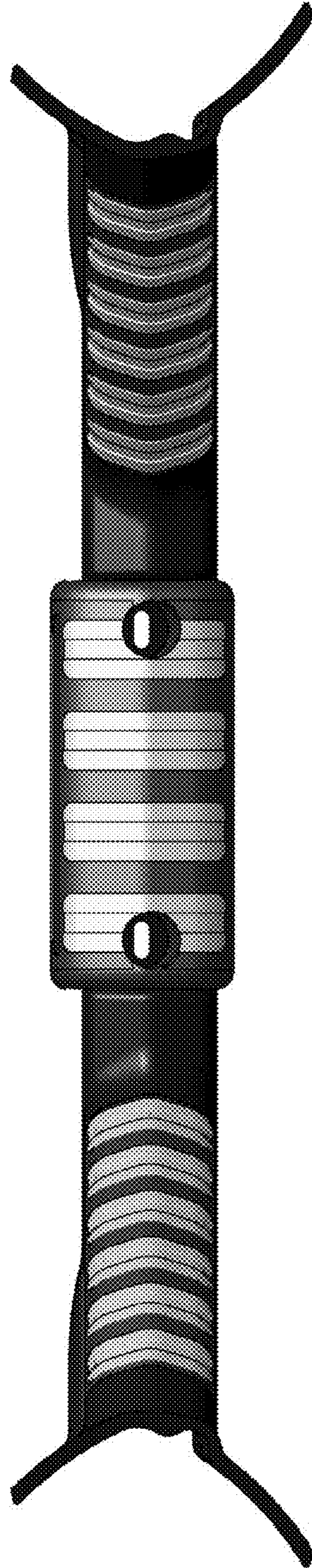


FIG 5



FIG 6



FIG 7

