



US00D683469S

(12) **United States Design Patent**
Yoder et al.

(10) **Patent No.:** **US D683,469 S**

(45) **Date of Patent:** **** May 28, 2013**

(54) **MODULAR BUILDING**

(75) Inventors: **Steven M. Yoder**, Shawnee, KS (US);
Bart David Yoder, Louisburg, KS (US);
Richard Carmona, Kansas City, KS
(US); **Frank Robert Dellaguzzo**,
Overland Park, KS (US); **Jerry Eldon**
Frisch, Buckner, MO (US)

(73) Assignee: **Performance Contracting, Inc.**,
Lenexa, KS (US)

(**) Term: **14 Years**

(21) Appl. No.: **29/392,753**

(22) Filed: **May 26, 2011**

(51) **LOC (9) Cl.** **25-03**

(52) **U.S. Cl.**
USPC **D25/32**

(58) **Field of Classification Search**
USPC D25/1-33; 52/79.4, 81.5, 236.1,
52/274, 74, 71, 245-246, 82, 79.1, 79.5,
52/90.1, 64

See application file for complete search history.

(56) **References Cited**

U.S. PATENT DOCUMENTS

D151,114	S	*	9/1948	Younger	D25/33
3,095,616	A	*	7/1963	Bigelow, Jr.	52/125.2
D210,005	S	*	1/1968	Swank et al.	D25/22
D221,068	S	*	7/1971	Kudamatsu et al.	D25/22
D223,755	S	*	6/1972	McNamee	D12/404
D224,293	S	*	7/1972	Wormser	D25/30
D225,519	S	*	12/1972	Glisson	D25/18
D251,735	S	*	5/1979	Chambers	D25/22
D251,736	S	*	5/1979	Chambers	D25/22
D251,737	S	*	5/1979	Chambers	D25/22
D251,738	S	*	5/1979	Chambers	D25/22

D251,739	S	*	5/1979	Chambers	D25/22
D261,036	S	*	9/1981	Chambers	D25/22
4,294,051	A		10/1981	Hughes, Jr.		
5,317,857	A	*	6/1994	Allison	52/79.1
5,537,786	A		7/1996	Lozier et al.		
5,706,614	A	*	1/1998	Wiley et al.	52/79.1
5,950,373	A	*	9/1999	von Hoff et al.	52/79.5
6,463,705	B1	*	10/2002	Davis et al.	52/143
6,675,540	B1	*	1/2004	Rokes	52/143
7,418,802	B2	*	9/2008	Sarine et al.	52/79.5
D626,659	S	*	11/2010	Ferko, III	D25/33
D631,559	S	*	1/2011	Gibson	D25/33
D650,489	S	*	12/2011	MacDonald et al.	D25/33
D655,019	S	*	2/2012	Colless et al.	D25/15

FOREIGN PATENT DOCUMENTS

JP 06-002380 1/1994

* cited by examiner

Primary Examiner — Eric Goodman

(74) *Attorney, Agent, or Firm* — Womble Carlyle Sandridge & Rice LLP

(57) **CLAIM**

The ornamental design for a modular building, as shown and described.

DESCRIPTION

FIG. 1 is a perspective view of a modular building showing my new design.

FIG. 2 is a front view of the modular building of FIG. 1.

FIG. 3 is a rear view of the modular building of FIG. 1.

FIG. 4 is a left side view of the modular building of FIG. 1.

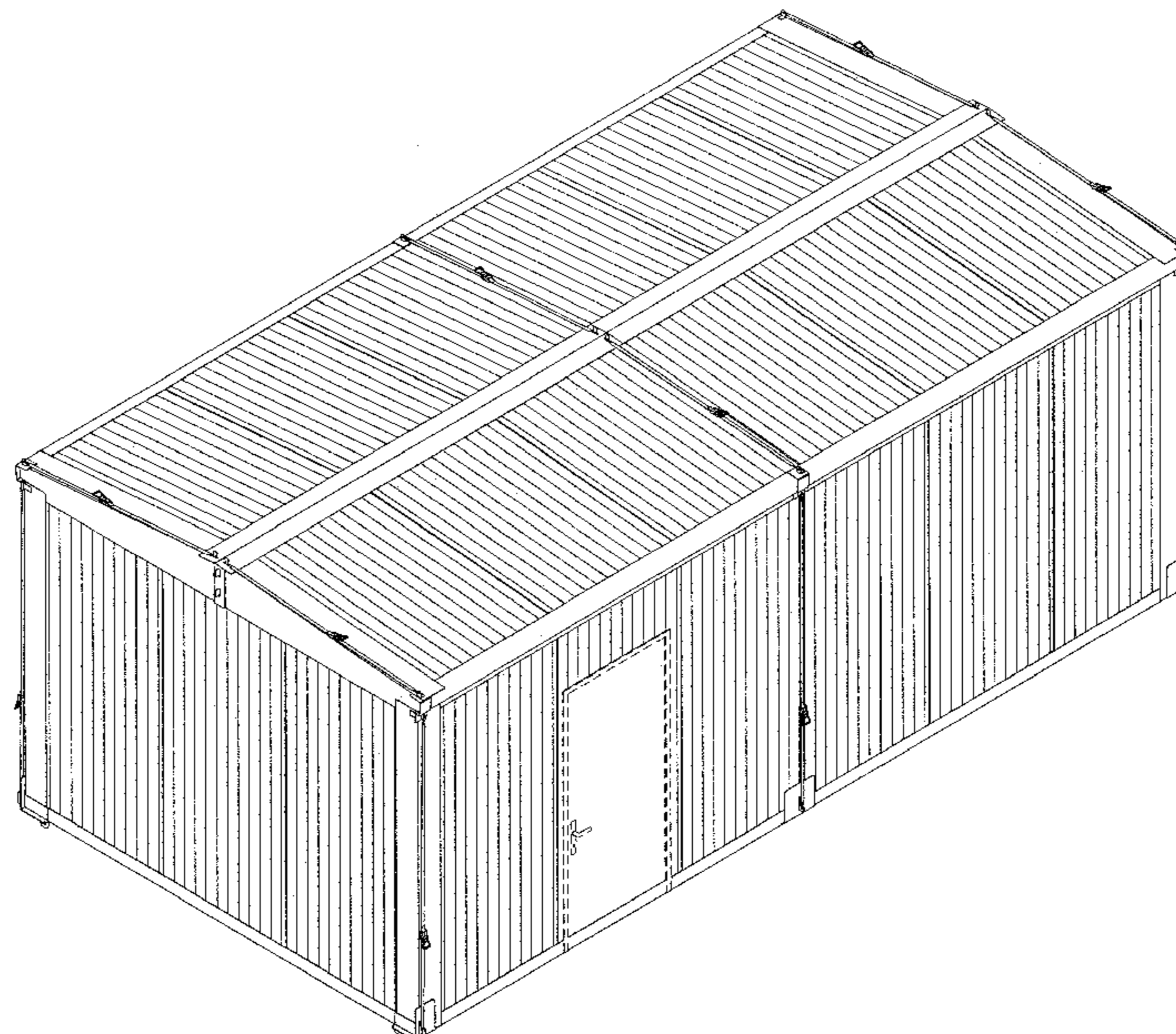
FIG. 5 is a right side view of the modular building of FIG. 1.

FIG. 6 is a top view of the modular building of FIG. 1; and,

FIG. 7 is a bottom view of the modular building of FIG. 1.

The broken lines shown herein are for illustrative purposes and form no part of the claimed design.

1 Claim, 7 Drawing Sheets



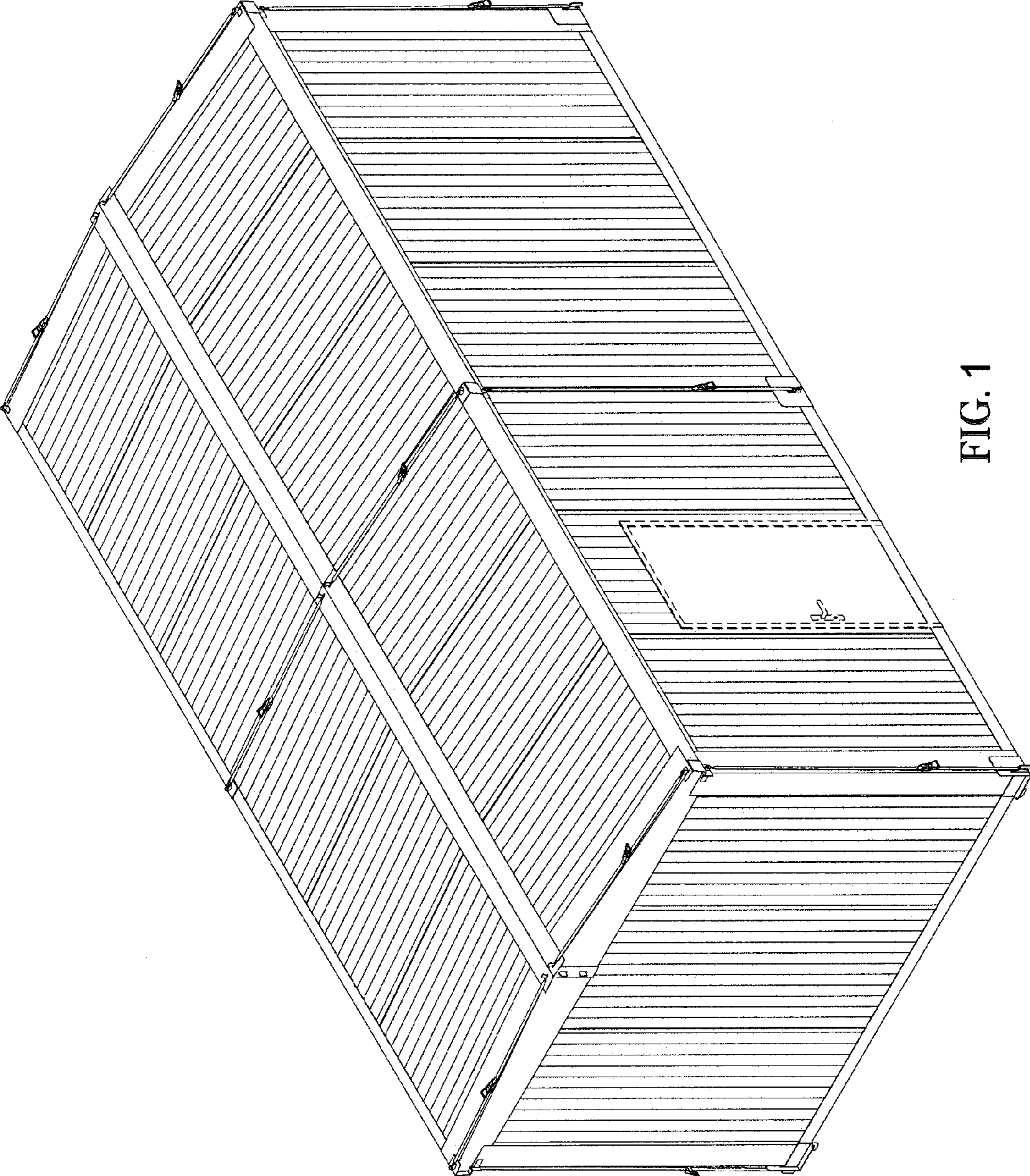


FIG. 1

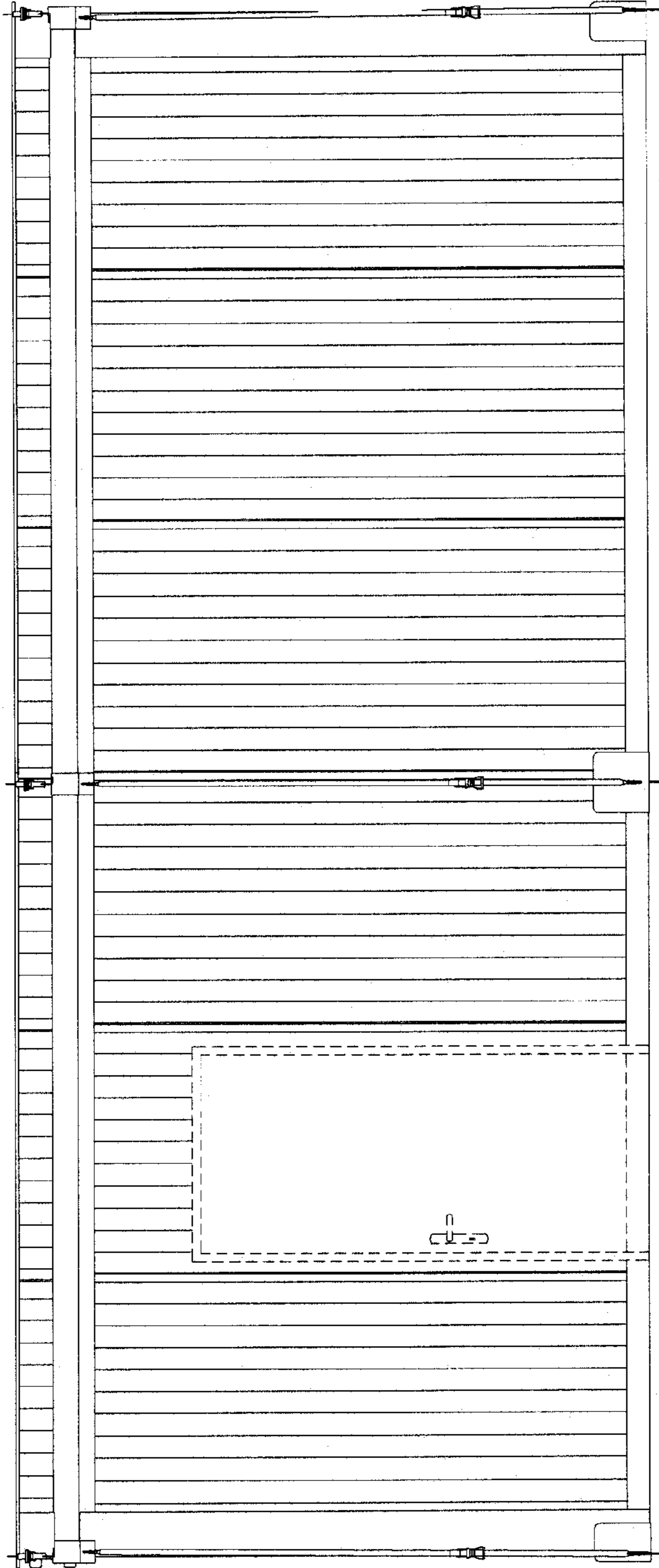


FIG. 2




FIG. 3




FIG. 4




FIG. 5




FIG. 6

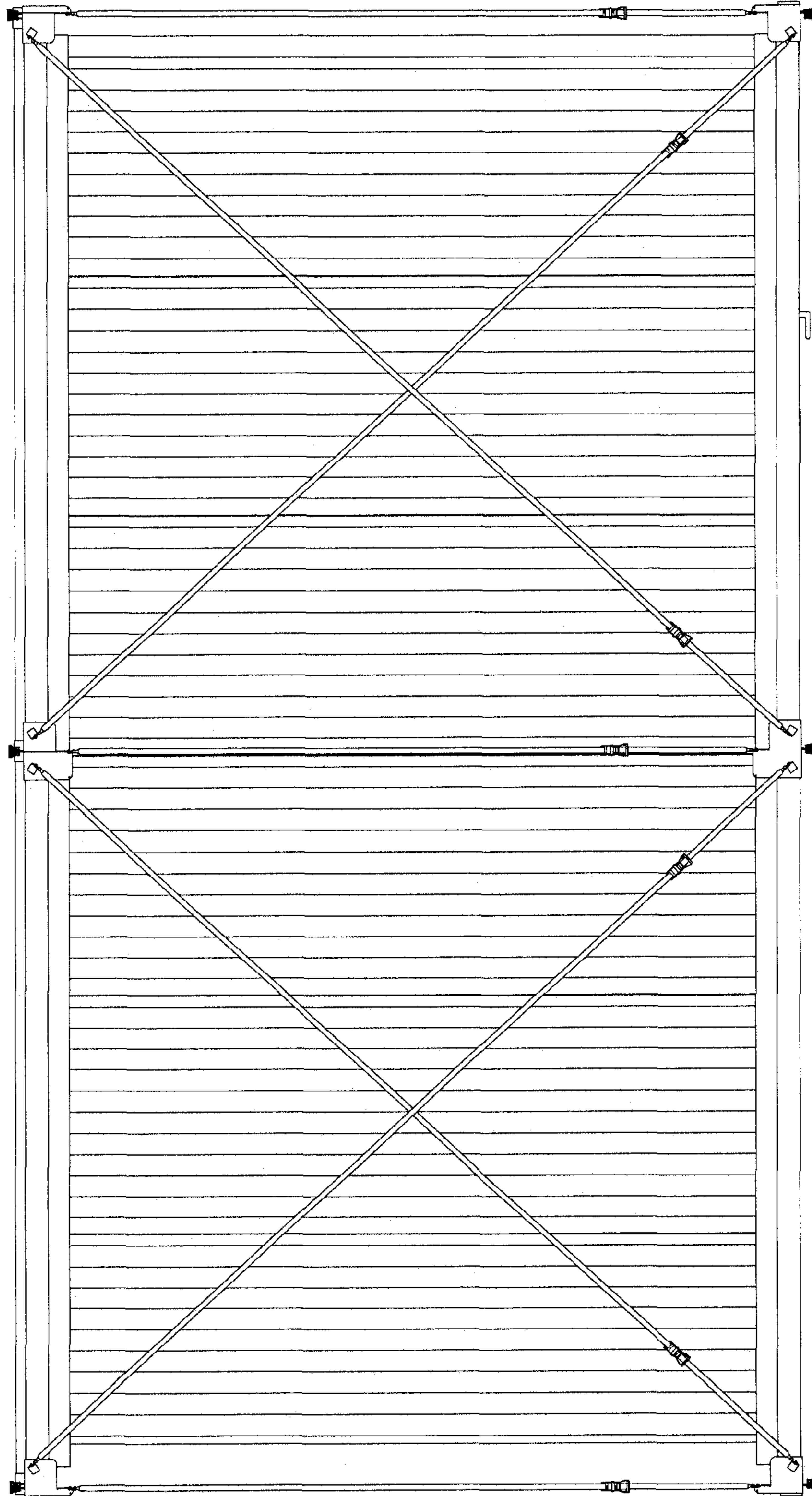


FIG. 7