



US00D683462S

(12) **United States Design Patent**
Grünenfelder

(10) **Patent No.:** **US D683,462 S**

(45) **Date of Patent:** **** May 28, 2013**

(54) **INJECTOR DEVICE**

(75) Inventor: **Robert Grünenfelder**, Eschen (LI)

(73) Assignee: **Ivoclar Vivadent AG**, Schaan (LI)

(**) Term: **14 Years**

(21) Appl. No.: **29/402,687**

(22) Filed: **Sep. 26, 2011**

(30) **Foreign Application Priority Data**

May 6, 2011 (WO) 601 811 301

(51) **LOC (9) Cl.** **24-01**

(52) **U.S. Cl.**
USPC **D24/176**

(58) **Field of Classification Search**

USPC D24/177, 127, 155-156, 176, 178,
D24/180-181, 186, 216, 219, 221; 433/25,
433/29, 34, 36, 48, 83, 88, 90, 201.1, 213,
433/215, 224, 229; 264/16, 17, 328.1, 328.7,
264/328.11

See application file for complete search history.

(56) **References Cited**

U.S. PATENT DOCUMENTS

D222,803 S * 1/1972 Posc D24/219
5,324,186 A * 6/1994 Bakanowski 264/17
D539,428 S * 3/2007 Nakanishi D24/177
7,777,696 B2 * 8/2010 Rohner et al. 433/29
2003/0111751 A1 * 6/2003 Monticelli et al. 264/16

OTHER PUBLICATIONS

IvoBase® Precision Press Processing! Ivoclar Vivadent Inc.
[Retrieved on Oct. 9, 2012]. Retrieved from the Internet: <URL:
https://us.shop.ivoclarvivadent.com/en-us/introducing-ivobase>.*
SR Ivocap Equipment System, Version 5, Apr. 2009, pp. 1 -16, Ivoclar
Vivadent AG.

* cited by examiner

Primary Examiner — Wan Laymon

(74) *Attorney, Agent, or Firm* — Ann M. Knab; Thad
McMurray

(57) **CLAIM**

The ornamental design for an injector device, as shown and
described.

DESCRIPTION

FIG. 1 is a perspective view of an injector device, showing my
new design.

FIG. 2 is a front view of FIG. 1.

FIG. 3 is a back view of FIG. 1.

FIG. 4 is a left-side view of FIG. 1.

FIG. 5 is a right-side view of FIG. 1.

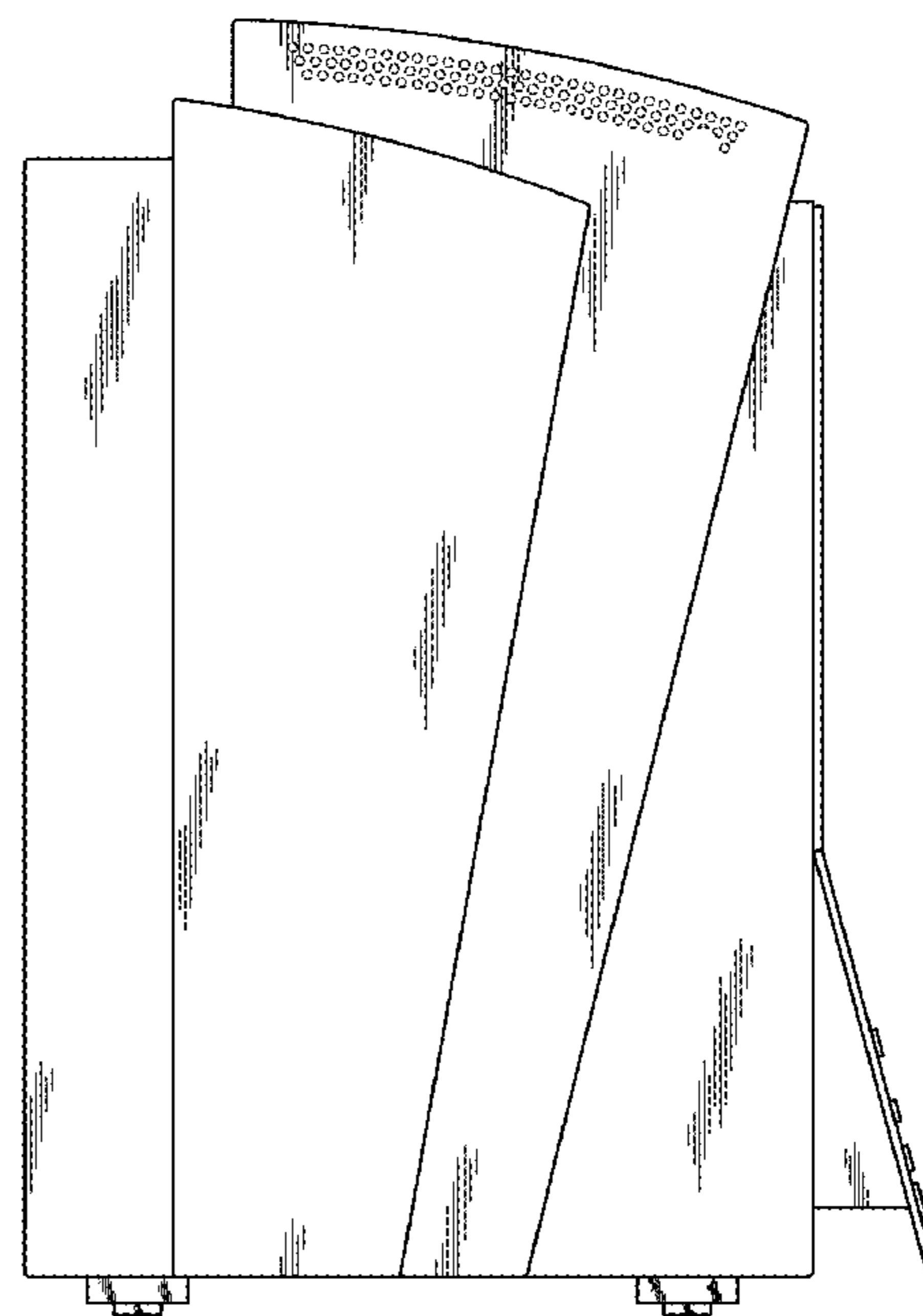

FIG. 6 is a bottom view of FIG. 1.

FIG. 7 is a top view of FIG. 1; and,

FIG. 8 is an enlarged view of the display on the front of the
injector device of FIG. 1.

Portions of the injector device shown in broken lines form no
part of the claimed design.

1 Claim, 8 Drawing Sheets






Fig. 1



Fig. 2




Fig. 3

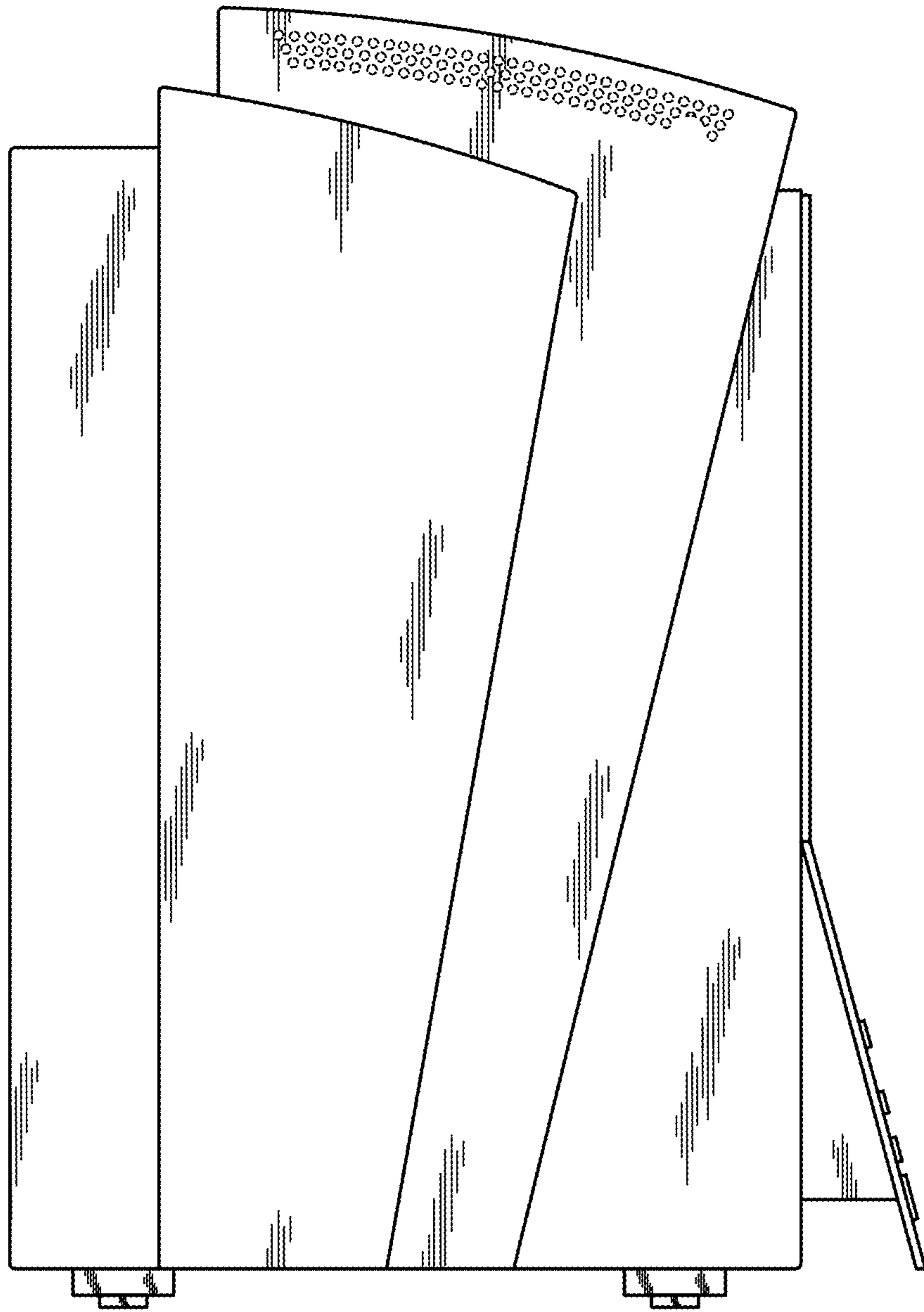


Fig. 4




Fig. 5

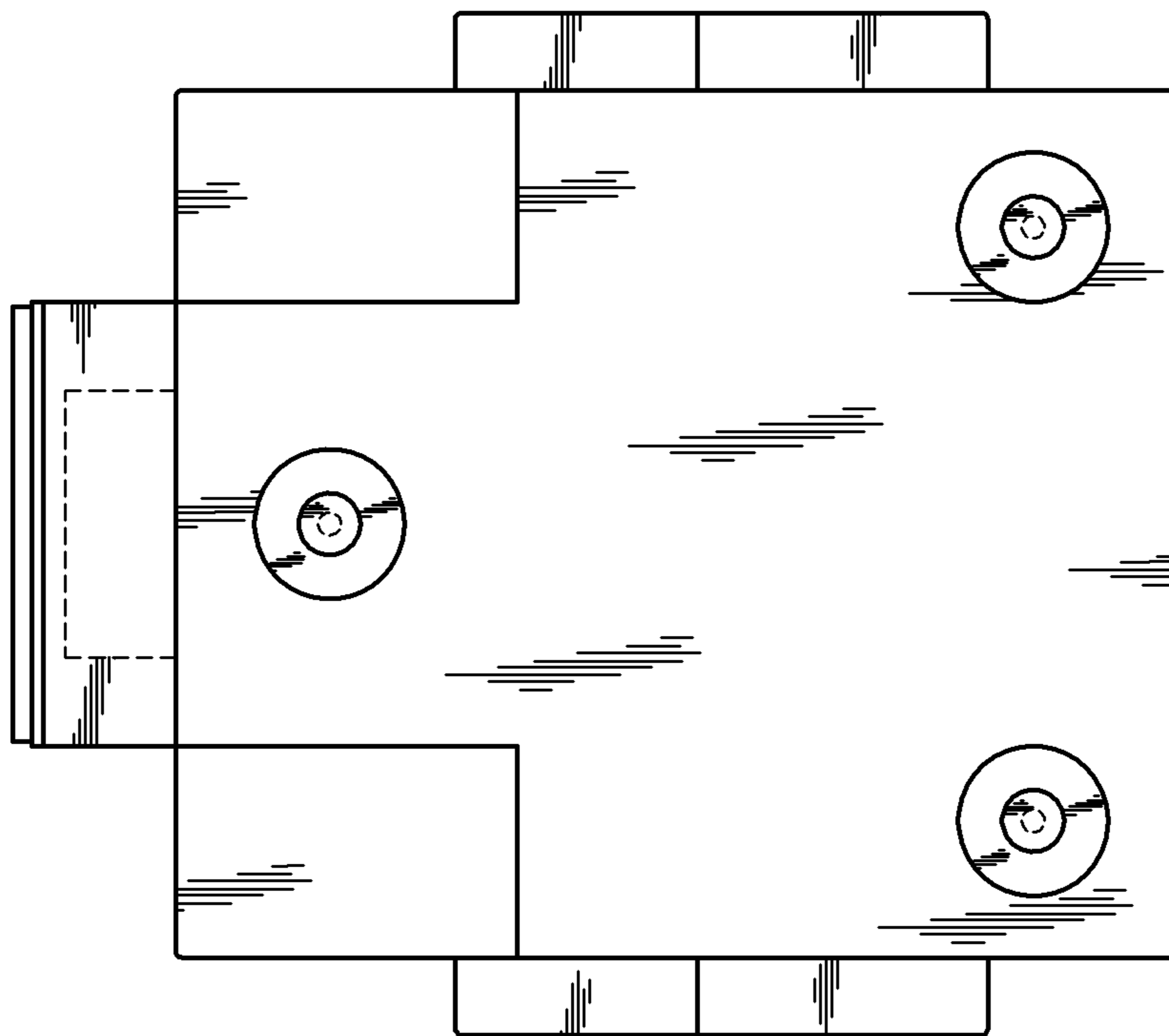


Fig. 6

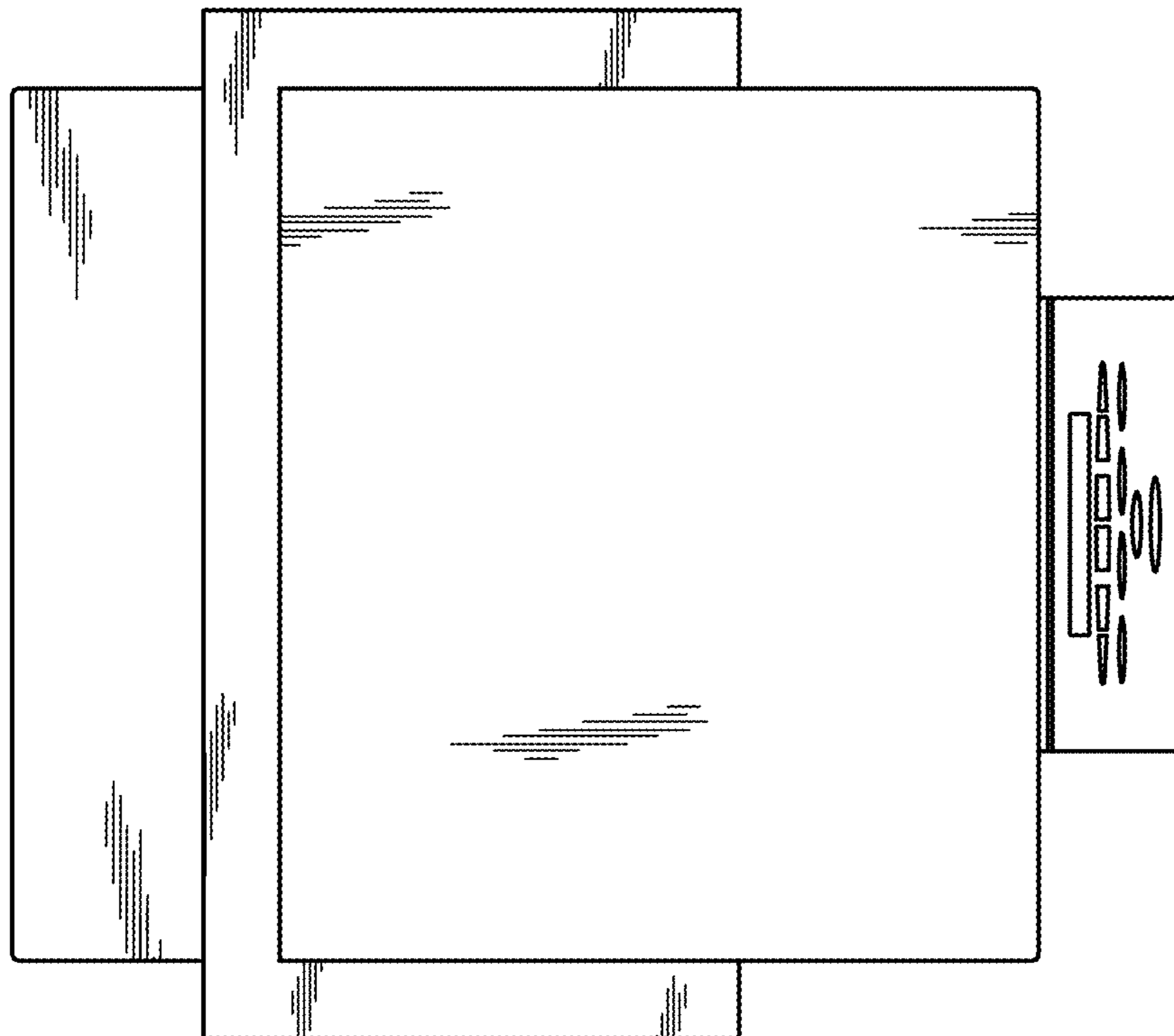


Fig. 7

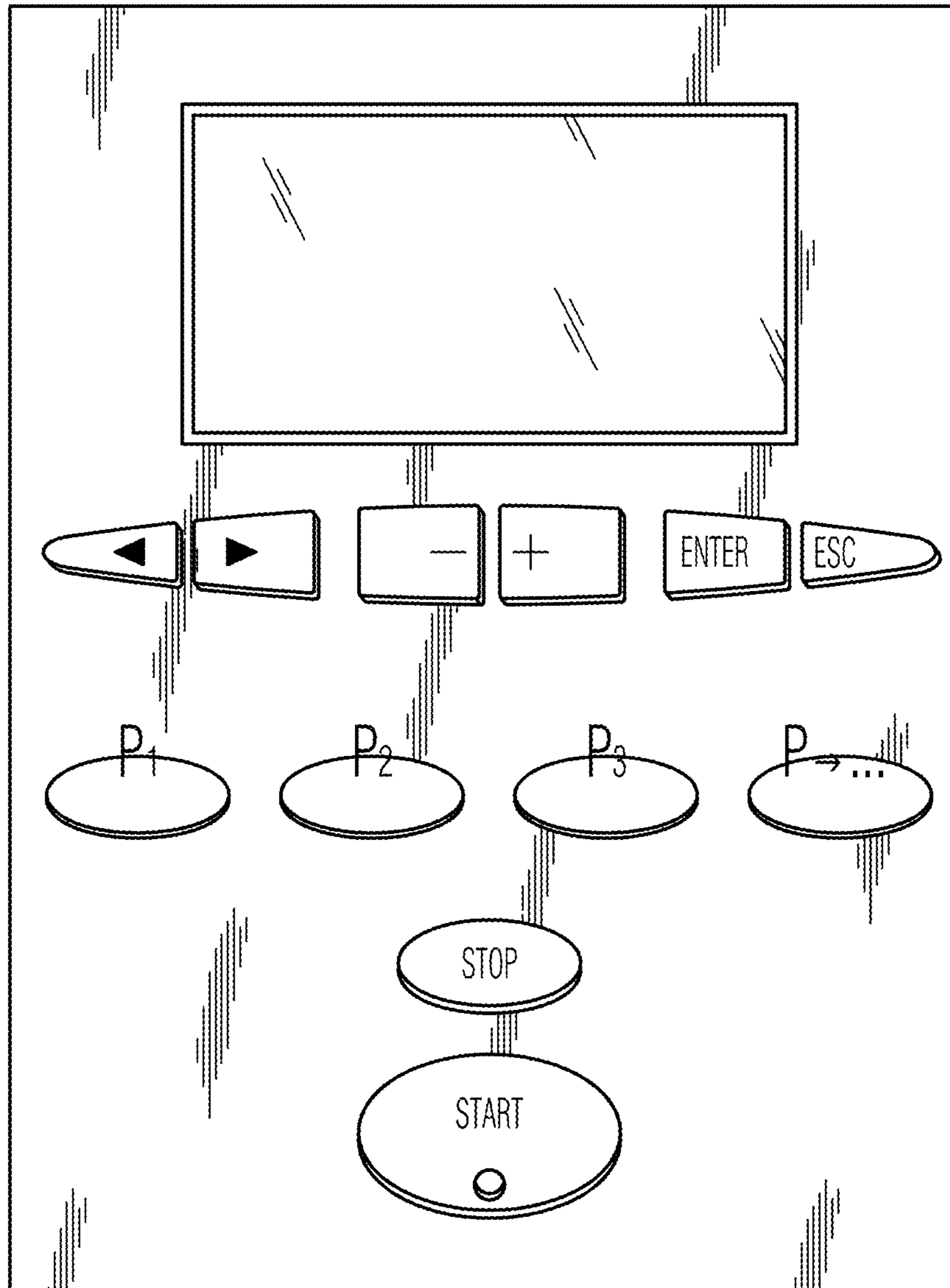


Fig. 8