



US00D683450S

(12) **United States Design Patent**
Cheng

(10) **Patent No.:** **US D683,450 S**

(45) **Date of Patent:** **** May 28, 2013**

(54) **TRANSLUCENT HOOK STRAP OF HOOK-AND-LOOP FASTENER**

(75) Inventor: **Allen Cheng**, Chang Hwa Hsien (TW)

(73) Assignee: **Taiwan Paiho Limited**, Chang Hwa Hsien (TW)

(**) Term: **14 Years**

(21) Appl. No.: **29/371,555**

(22) Filed: **Apr. 20, 2011**

(30) **Foreign Application Priority Data**

Jan. 31, 2011 (TW) 100300534 A

(51) **LOC (9) Cl.** **24-04**

(52) **U.S. Cl.**
USPC **D24/126**

(58) **Field of Classification Search** D24/124,
D24/126; 604/358, 361, 384, 385.1, 385.2,
604/387, 389, 390, 391, 394, 396
See application file for complete search history.

(56) **References Cited**

U.S. PATENT DOCUMENTS

3,967,624	A *	7/1976	Milnamow	604/378
4,005,713	A *	2/1977	Mesek	604/378
4,144,887	A *	3/1979	Milnamow	604/390
4,795,456	A *	1/1989	Borgers et al.	604/390
5,133,706	A *	7/1992	Dixon	604/389
D368,775	S *	4/1996	Gobran	D24/126
D372,532	S *	8/1996	Rossini et al.	D24/126
D377,979	S *	2/1997	Plaschko et al.	D24/126
D384,151	S *	9/1997	Raufman	D24/126
D384,152	S *	9/1997	Raufman	D24/126
D483,120	S *	12/2003	Klebba et al.	D24/126
D483,486	S *	12/2003	Klebba et al.	D24/126
D483,867	S *	12/2003	Klebba et al.	D24/126
D518,892	S *	4/2006	Hantke et al.	D24/125
D544,960	S *	6/2007	Schroer, Jr.	D24/125
D579,109	S *	10/2008	Zink et al.	D24/126

D579,110	S *	10/2008	Zink et al.	D24/126
D579,559	S *	10/2008	Zink et al.	D24/126
D581,043	S *	11/2008	Zink et al.	D24/126
D581,525	S *	11/2008	Zink et al.	D24/126
D583,468	S *	12/2008	Zink et al.	D24/126
D583,469	S *	12/2008	Zink et al.	D24/126
D636,488	S *	4/2011	Faulks et al.	D24/126
2003/0055394	A1 *	3/2003	Gibbs	604/389

* cited by examiner

Primary Examiner — T. Chase Nelson

Assistant Examiner — Michelle E Wilson

(74) *Attorney, Agent, or Firm* — Bacon & Thomas, PLLC

(57) **CLAIM**

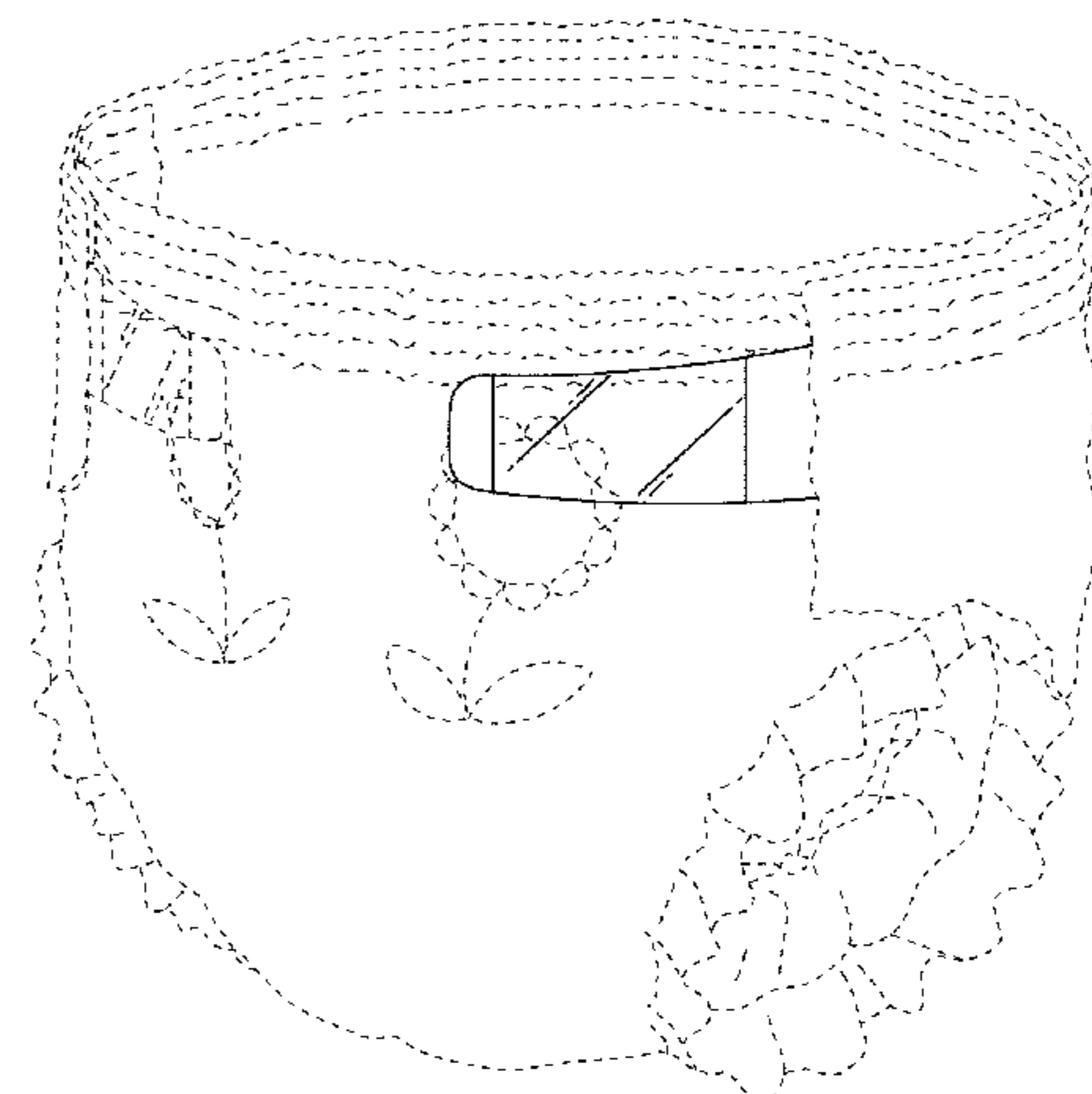
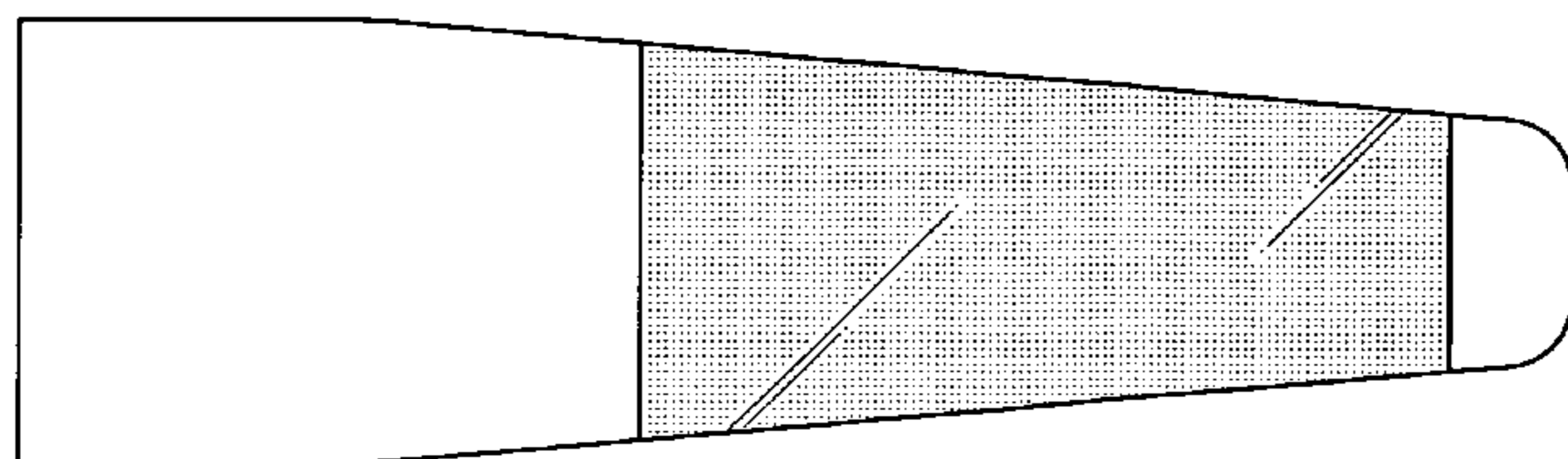
The ornamental design for a translucent hook strap of hook-and-loop fastener, as shown and described.

DESCRIPTION

FIG. 1 is a perspective view of a translucent hook strap of hook-and-loop fastener of this new design;
 FIG. 2 is a front view of the translucent hook strap of hook-and-loop fastener of this new design;
 FIG. 3 is a rear view of the translucent hook strap of hook-and-loop fastener of this new design;
 FIG. 4 is a right-side view of the translucent hook strap of hook-and-loop fastener of this new design;
 FIG. 5 is a left-side view of the translucent hook strap of hook-and-loop fastener of this new design;
 FIG. 6 is a top view of the translucent hook strap of hook-and-loop fastener of this new design;
 FIG. 7 is a bottom view of the translucent hook strap of hook-and-loop fastener of this new design; and,
 FIG. 8 is a reference drawing showing the translucent hook strap of Hook-and-Loop fastener of this new design being utilized on a diaper.

The broken line showings of the diaper and an additional translucent hook strap are included for the purpose of illustrating environment and form no part of the claimed design.

1 Claim, 3 Drawing Sheets



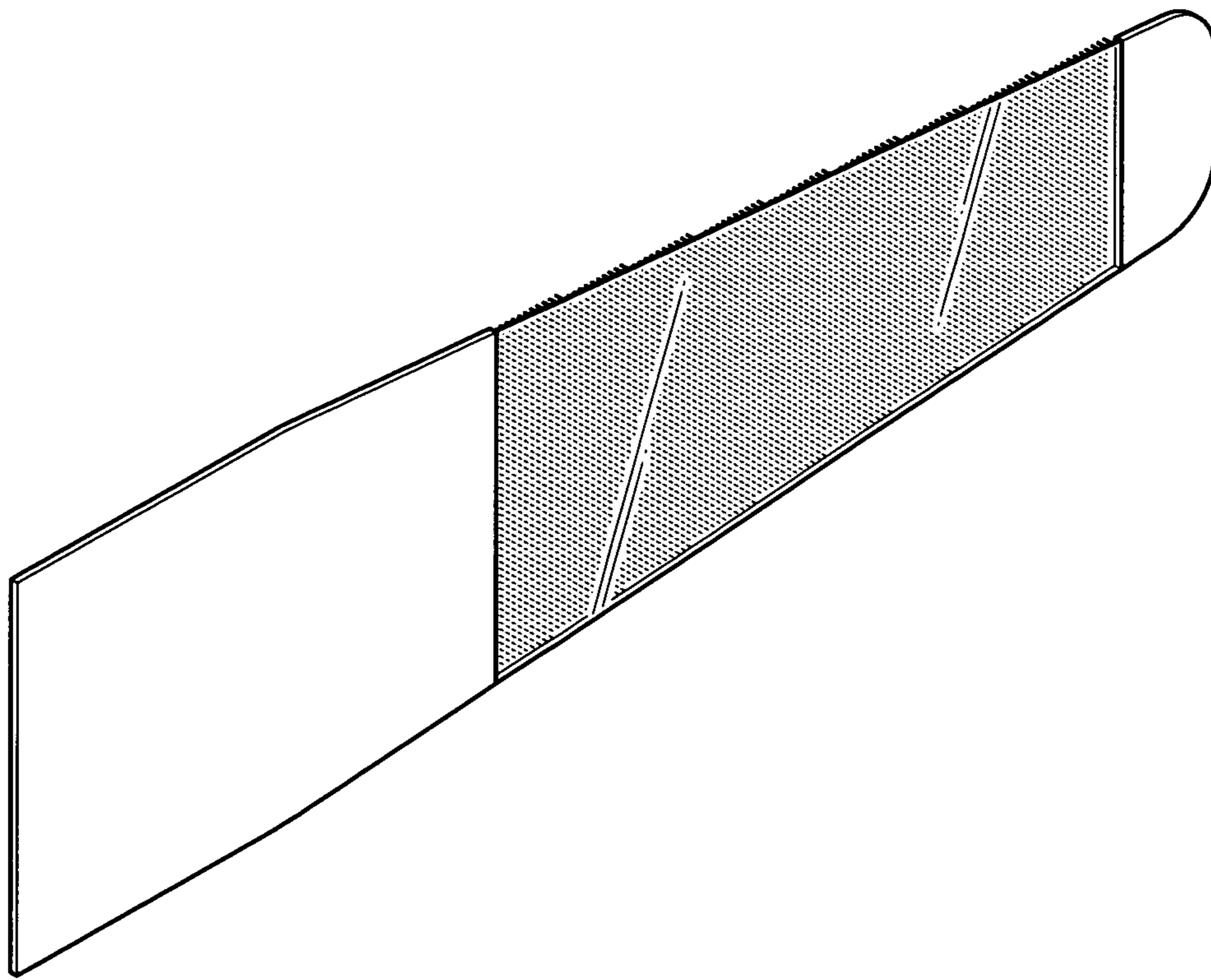


Fig.1

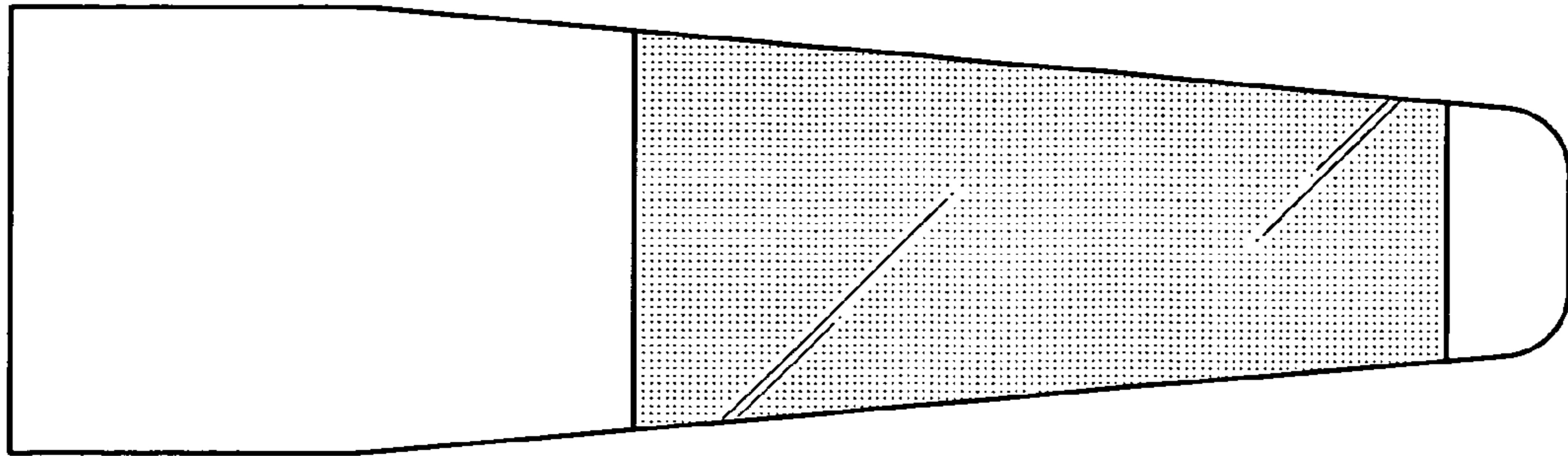


Fig.2

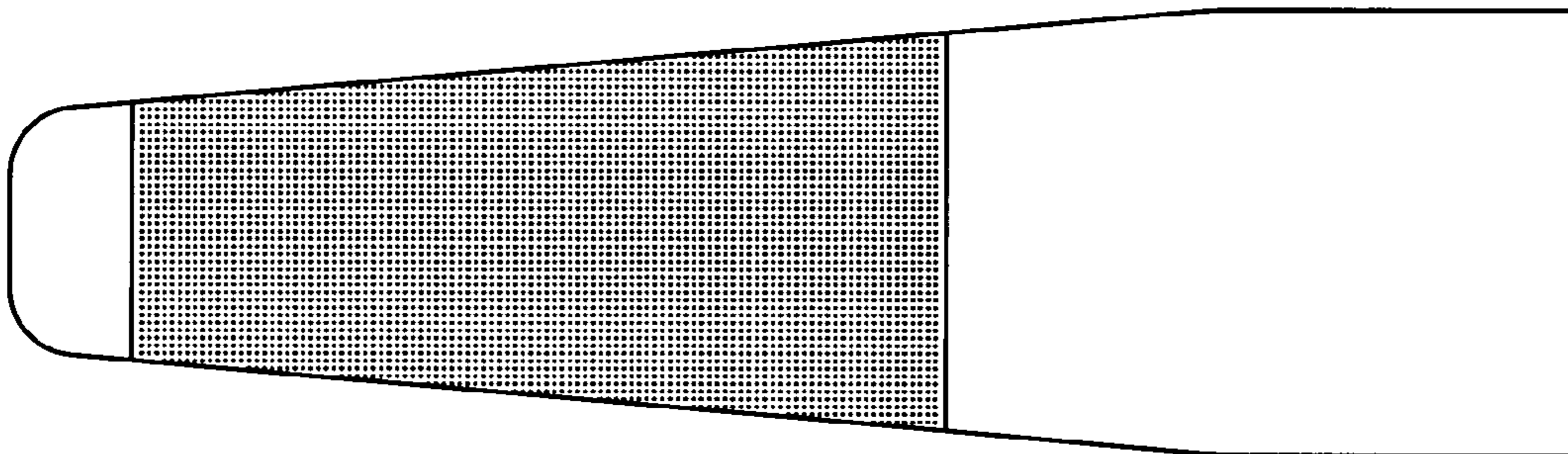


Fig.3



Fig.4



Fig.5



Fig. 6



Fig. 7

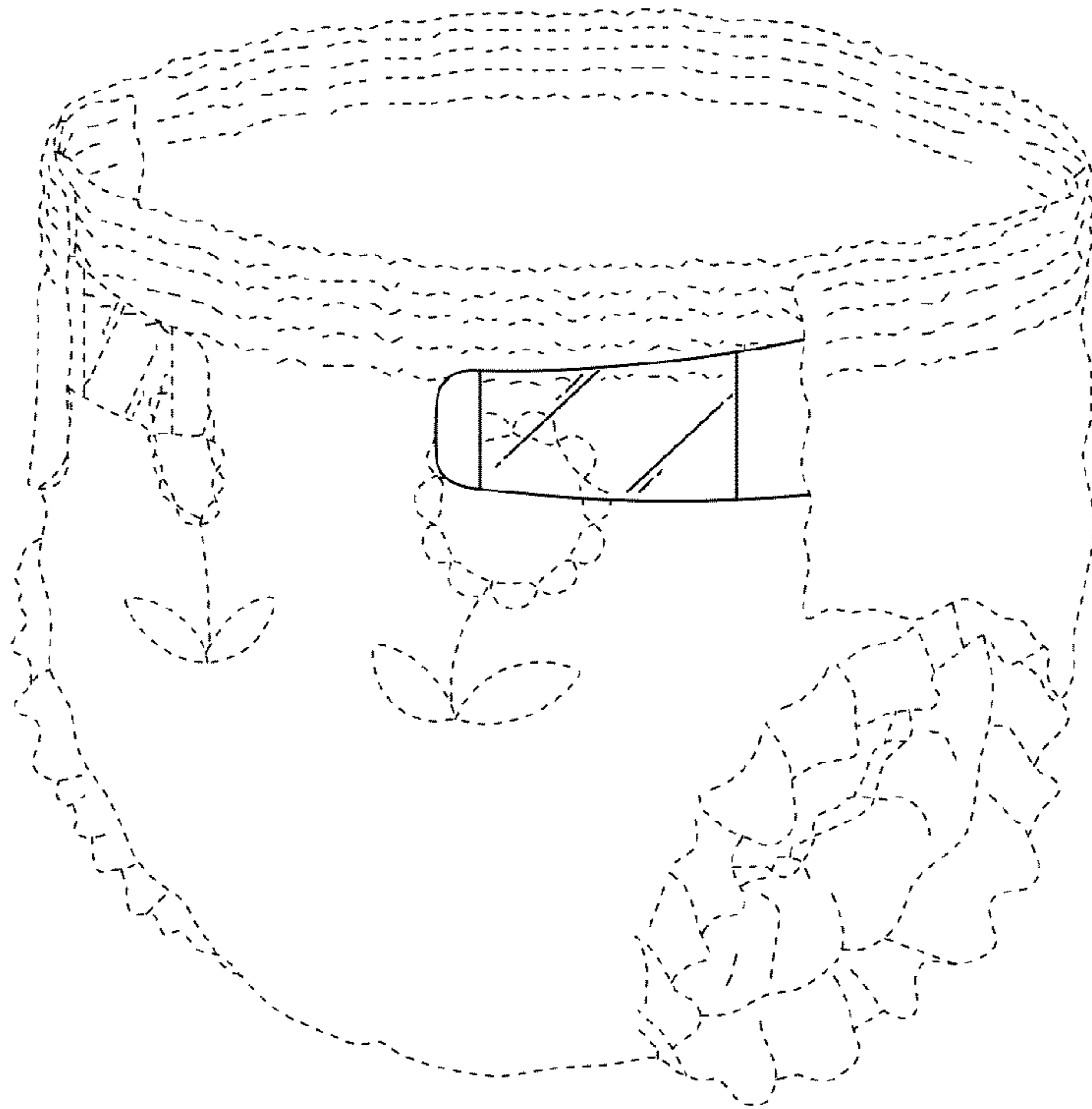


Fig. 8