

US00D683449S

(12) **United States Design Patent**
Sidhu et al.

(10) **Patent No.:** **US D683,449 S**

(45) **Date of Patent:** **** May 28, 2013**

(54) **DENTAL SUCTION TOOL**

(75) Inventors: **Jessy S. Sidhu**, Las Vegas, NV (US);
Marc Hanchak, Denver, CO (US)

(73) Assignee: **Jessy S. Sidhu**, Las Vegas, NV (US)

(**) **Term:** **14 Years**

(21) Appl. No.: **29/418,411**

(22) Filed: **Apr. 16, 2012**

D270,183 S *	8/1983	Govenius	D24/112
D312,872 S *	12/1990	Mahl	D24/112
5,078,603 A	1/1992	Cohen	
5,080,587 A *	1/1992	Miyao	433/96
5,441,410 A *	8/1995	Segerdal	433/96
5,509,802 A	4/1996	Whitehouse et al.	
D375,159 S	10/1996	Johansson	
6,478,775 B1	11/2002	Galt et al.	
D478,383 S *	8/2003	Timm et al.	D24/130
D496,724 S *	9/2004	Myers et al.	D24/112
6,881,060 B2	4/2005	Lundgren	
D528,638 S	9/2006	Zuk	
D533,270 S *	12/2006	Kierce et al.	D24/112
D541,936 S *	5/2007	Patterson	D24/130

(Continued)

Related U.S. Application Data

(63) Continuation-in-part of application No. 29/405,254, filed on Oct. 31, 2011, which is a continuation-in-part of application No. 12/614,345, filed on Nov. 6, 2009, now Pat. No. 8,231,384, which is a continuation-in-part of application No. 29/313,760, filed on Feb. 6, 2009, now abandoned.

(51) **LOC (9) Cl.** **24-02**

(52) **U.S. Cl.**
USPC **D24/112**

(58) **Field of Classification Search**
USPC D24/112-114, 152, 110, 133, 186,
D24/104, 130, 127; 433/96; 606/181, 185;
604/232, 187, 158, 164.08, 192, 263, 163,
604/181, 184, 198, 227
See application file for complete search history.

(56) **References Cited**

U.S. PATENT DOCUMENTS

1,447,020 A	2/1923	Grunberg	
2,574,135 A *	11/1951	Ward	433/96
3,299,511 A	1/1967	Hutson	
3,460,255 A *	8/1969	Hutson	D24/112
D247,574 S	3/1978	Orsing	
4,227,529 A	10/1980	Lomholt	
4,265,621 A *	5/1981	McVey	433/91
D266,872 S	11/1982	Anderson	

OTHER PUBLICATIONS

Quality Aspirators, Q-Optics Catalog, Copyright 2009, vol. 28; Duncanville, Texas USA.

Primary Examiner — David Muller

(74) *Attorney, Agent, or Firm* — Knobbe Martens Olson & Bear, LLP


(57) **CLAIM**

The ornamental design for a dental suction tool, as shown and described.

DESCRIPTION

FIG. 1 is a top perspective view of a dental suction tool configured in accordance with the present invention; FIG. 2 is a bottom perspective view thereof; FIG. 3 is a front view thereof; FIG. 4 is a rear view thereof; FIG. 5 is a left side elevational view thereof, the right side elevational view being a mirror image thereof; FIG. 6 is a top view thereof; and, FIG. 7 is a bottom view thereof. The broken lines illustrate portions of the dental suction tool which form no part of the claimed design.

1 Claim, 3 Drawing Sheets



U.S. PATENT DOCUMENTS

* cited by examiner

D546,451	S	*	7/2007	Givens, Jr.	D24/133
D548,335	S	*	8/2007	Orsing	D24/112
D663,831	S		7/2012	Sidhu et al.	
2005/0197633	A1		9/2005	Schwartz et al.	
2006/0100603	A1		5/2006	Thwaits	




FIG. 1




FIG. 2




FIG. 3




FIG. 4




FIG. 5

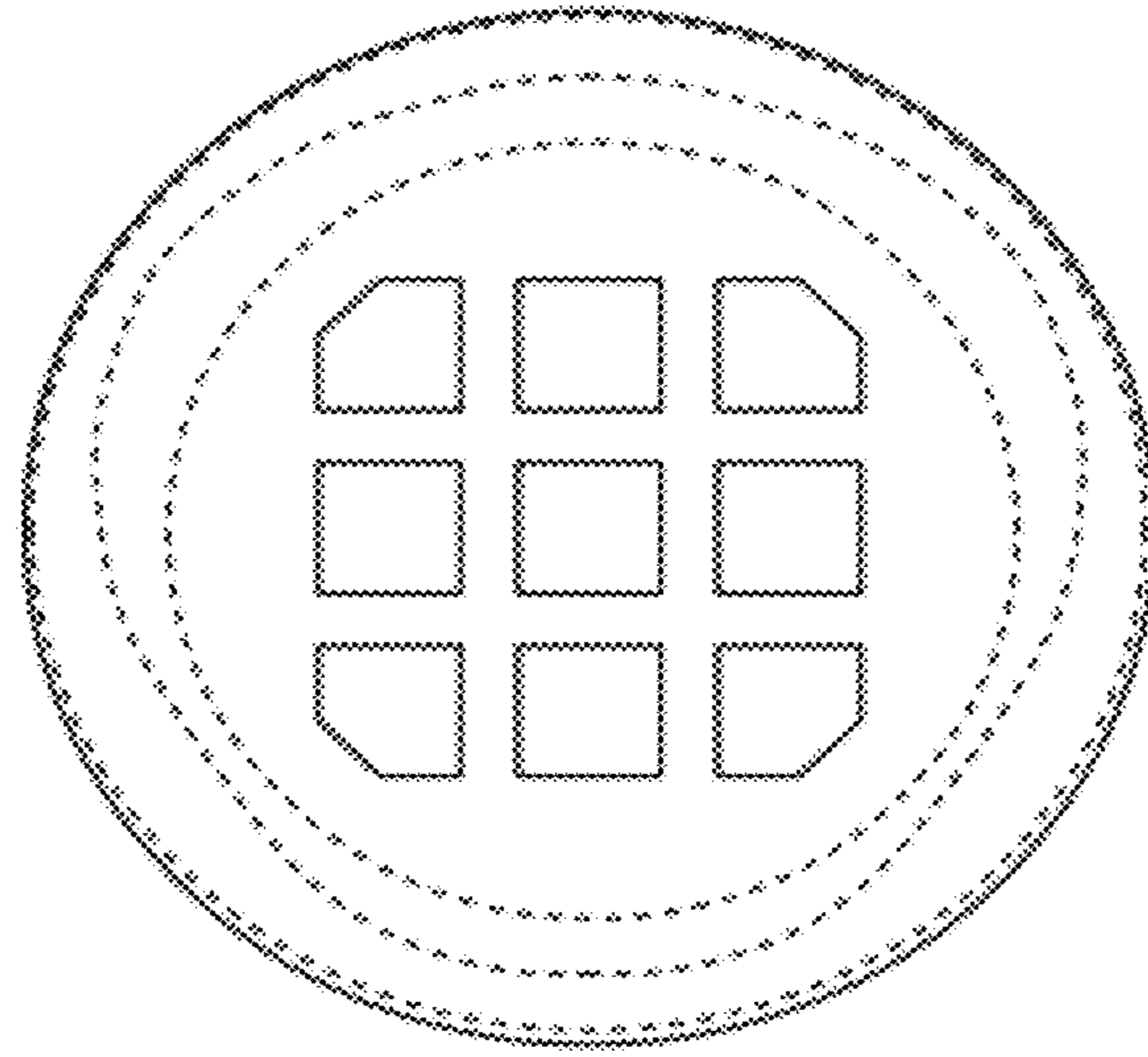


FIG. 6

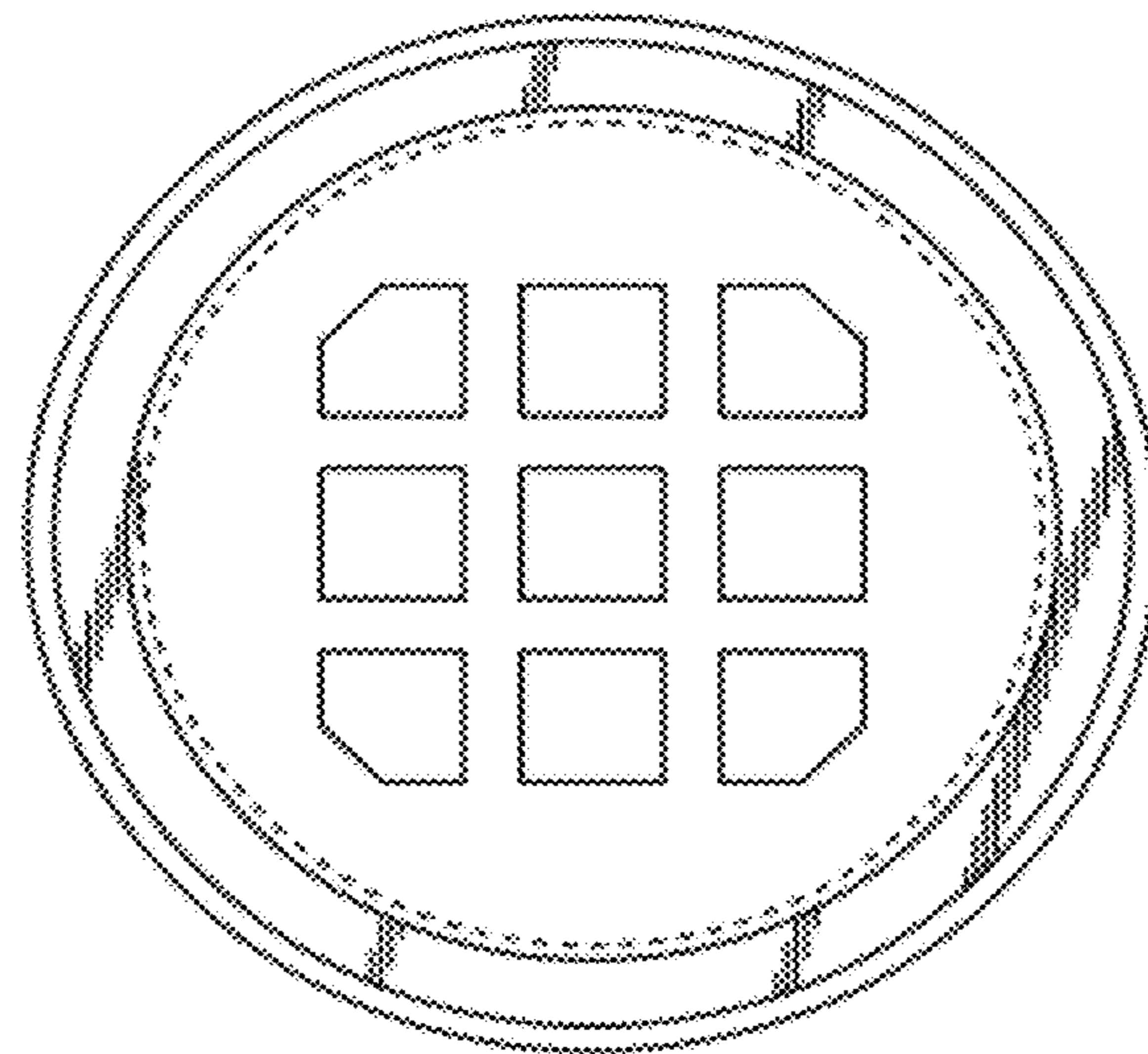


FIG. 7