

US00D683417S

(12) **United States Design Patent**
Daniel et al.

(10) **Patent No.:** **US D683,417 S**

(45) **Date of Patent:** **** May 28, 2013**

(54) **SCALLOPED HAND GUARD RAIL**

(75) Inventors: **Marvin C. Daniel**, Pooler, GA (US);
Eric M. Rice, Northwood, OH (US)

(73) Assignee: **Daniel Defense, Inc.**, Black Creek, GA
(US)

(**) **Term:** **14 Years**

(21) Appl. No.: **29/402,527**

(22) Filed: **Sep. 23, 2011**

(51) **LOC (9) Cl.** **22-01**

(52) **U.S. Cl.**
USPC **D22/108**

(58) **Field of Classification Search**
USPC D22/100, 108-110, 199; 248/201,
248/205.1; 89/37.03-37.04, 41.17; 42/90,
42/85, 106, 113-114, 124-128
See application file for complete search history.

(56) **References Cited**

U.S. PATENT DOCUMENTS

D435,885	S *	1/2001	Wallace	D22/110
D448,062	S *	9/2001	Criddle et al.	D22/110
D500,114	S *	12/2004	Oz	D22/109
D573,443	S *	7/2008	Swan	D8/343
D577,094	S *	9/2008	Wallace	D22/109
7,430,828	B2 *	10/2008	Munst	42/72
7,430,829	B2 *	10/2008	Murello	42/124
D588,672	S *	3/2009	Swan	D22/109
D607,958	S *	1/2010	Swan	D22/108
7,685,758	B2 *	3/2010	Romer	42/124
7,685,759	B2 *	3/2010	Teetzel	42/127

D613,811	S *	4/2010	Swan	D22/108
D616,520	S *	5/2010	Starnes	D22/108
D616,521	S *	5/2010	Starnes	D22/108
7,823,316	B2 *	11/2010	Storch et al.	42/90
7,845,267	B2 *	12/2010	Potterfield et al.	89/37.04
D637,683	S *	5/2011	Salsman, Sr.	D22/108
7,954,270	B2 *	6/2011	Bentley	42/71.01
D644,294	S *	8/2011	Clary	D22/108
8,104,211	B2 *	1/2012	Darian	42/90
8,104,218	B2 *	1/2012	McCann	42/144
D654,134	S *	2/2012	Edge et al.	D22/108
D654,135	S *	2/2012	Edge et al.	D22/108
D654,551	S *	2/2012	Williams	D22/107
8,136,284	B2 *	3/2012	Moody et al.	42/72
8,166,694	B2 *	5/2012	Swan	42/90
8,176,669	B1 *	5/2012	Griffin	42/90
8,186,093	B1 *	5/2012	Chung	42/113
8,191,300	B2 *	6/2012	Daniel	42/71.01
8,276,307	B2 *	10/2012	Deros	42/127
8,296,991	B1 *	10/2012	Chung	42/111

* cited by examiner

Primary Examiner — Michael A Pratt

(74) *Attorney, Agent, or Firm* — Sutherland Asbill & Brennan LLP

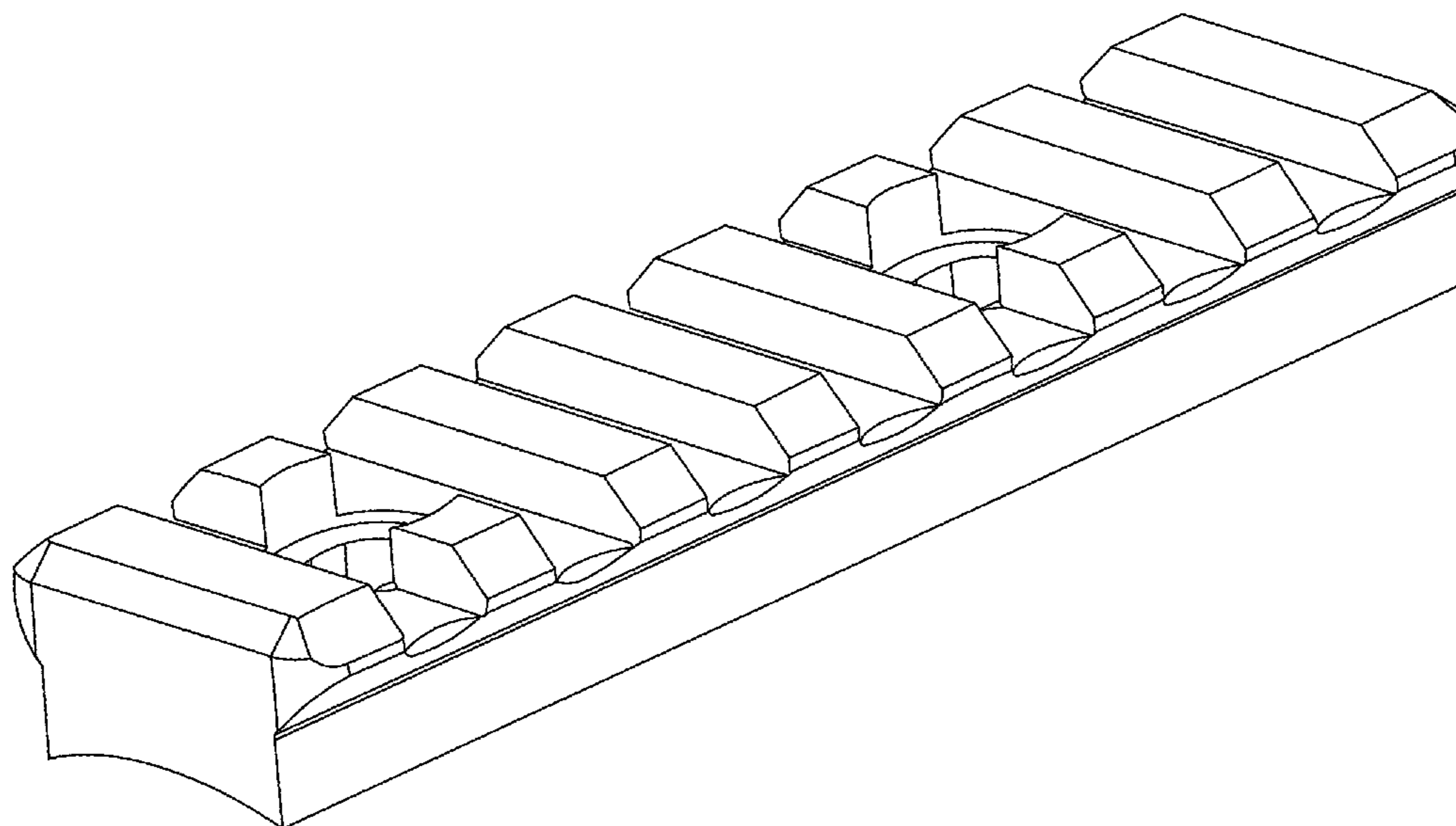
(57) **CLAIM**

The ornamental design for a scalloped hand guard rail, as shown and described.

DESCRIPTION

FIG. 1 is a side perspective view of a scalloped hand guard rail in accordance with an embodiment of the invention; and, FIG. 2 is an overhead view the scalloped hand guard rail shown in FIG. 1.

1 Claim, 2 Drawing Sheets



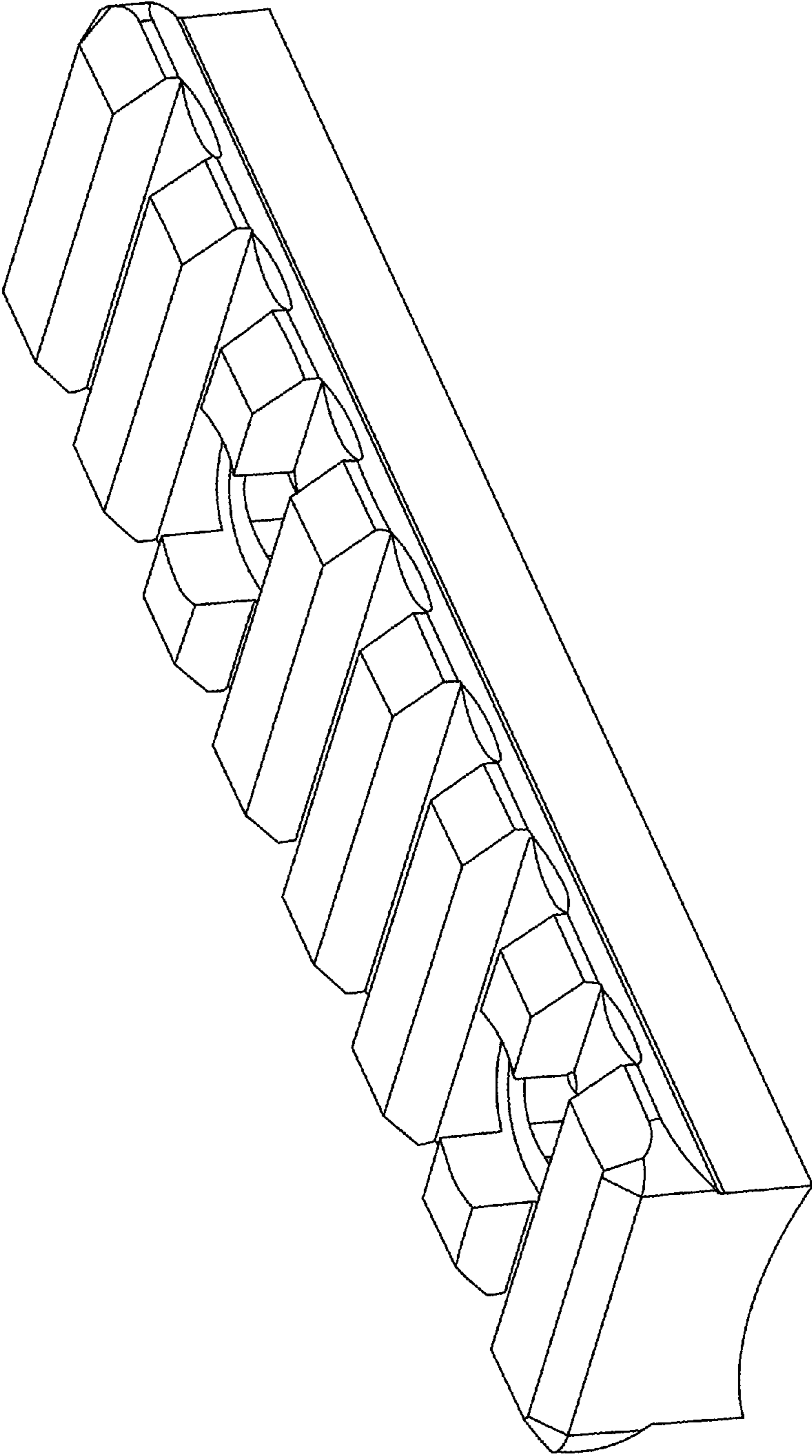


FIG. 1

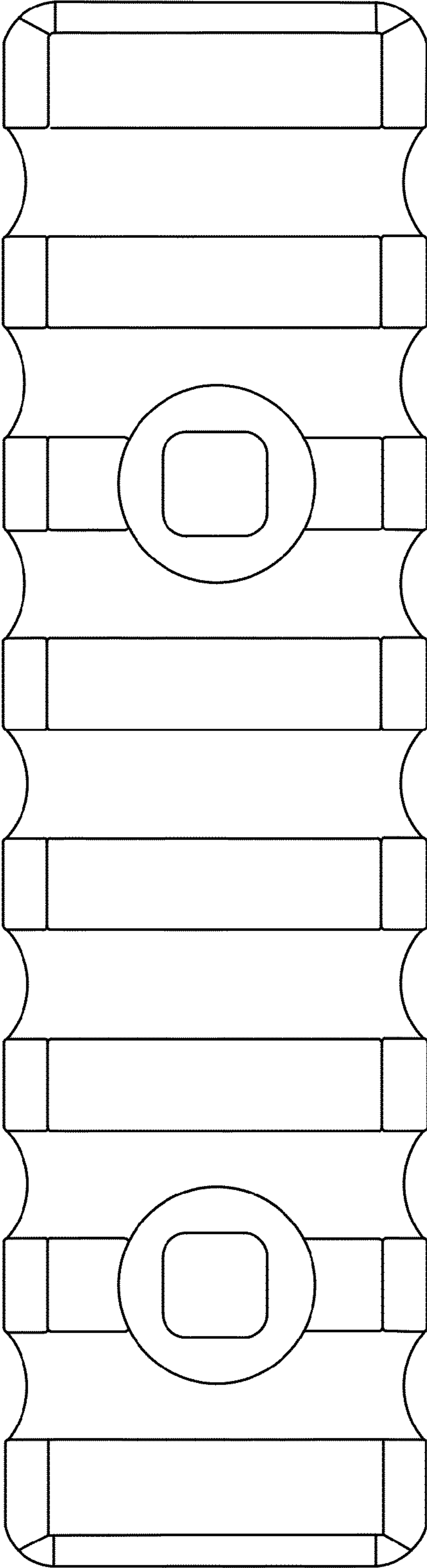


FIG. 2