



US00D683405S

(12) **United States Design Patent**
Bruzzi

(10) **Patent No.:** **US D683,405 S**

(45) **Date of Patent:** **** May 28, 2013**

(54) **CLIP FOR A WRITING INSTRUMENT**

(75) Inventor: **Gina Bruzzi**, Le Pecq (FR)

(73) Assignee: **Montblanc-Simplo GmbH**, Hamburg (DE)

(**) **Term:** **14 Years**

(21) Appl. No.: **29/411,450**

(22) Filed: **Jan. 20, 2012**

(30) **Foreign Application Priority Data**

Jul. 22, 2011 (WO) DM/076 481

(51) **LOC (9) Cl.** **19-06**

(52) **U.S. Cl.**
USPC **D19/56**

(58) **Field of Classification Search**
USPC .. D14/411; D19/35, 36, 41-51, 54-58; 24/11
F, 11 P, 11 R; 401/52, 99-109, 192, 195,
401/196; D28/7, 76, 88
See application file for complete search history.

(56) **References Cited**

U.S. PATENT DOCUMENTS

858,020	A *	6/1907	Pilkington	24/11 F
923,055	A *	5/1909	Lowrey	24/11 F
955,430	A *	4/1910	Pilkington	24/11 F
1,717,001	A *	6/1929	Benson	24/11 P
D279,115	S *	6/1985	Nishida	D19/51
D305,552	S *	1/1990	Itoh	D19/57

4,983,062	A *	1/1991	Hour	401/195
D403,706	S *	1/1999	Fukami	D19/51
D408,448	S *	4/1999	Rebien	D19/51
D440,601	S *	4/2001	Sasaki	D19/43
D498,791	S *	11/2004	Morrow	D19/56
D555,726	S *	11/2007	Huff	D19/43
D582,980	S *	12/2008	Price	D19/48
D589,558	S *	3/2009	Avenatti	D19/51
D624,591	S *	9/2010	Koehler	D19/46
D642,621	S *	8/2011	Keum et al.	D19/56
D646,719	S *	10/2011	Kim	D19/51
D658,715	S *	5/2012	Greenberg	D19/46
D668,293	S *	10/2012	Chen	D19/49

* cited by examiner

Primary Examiner — Elizabeth Albert

(74) *Attorney, Agent, or Firm* — Young & Thompson

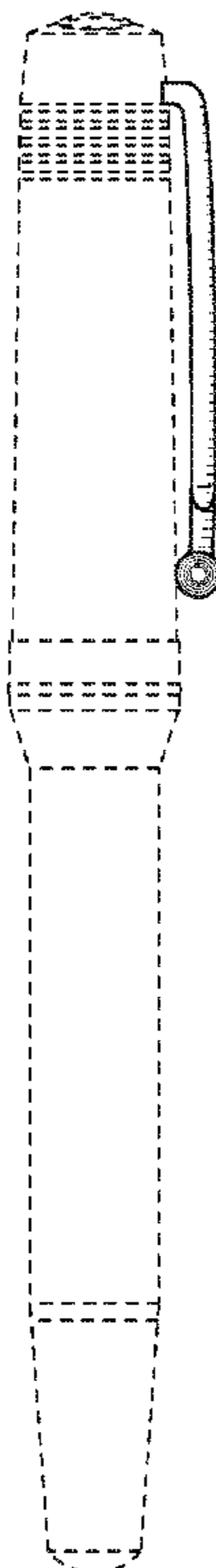
(57) **CLAIM**

The ornamental design for a clip for a writing instrument, as shown and described.

DESCRIPTION

FIG. 1 is a right side elevation view of the clip for a writing instrument showing my new design;
FIG. 2 is a left side elevation view thereof;
FIG. 3 is a front elevation view thereof;
FIG. 4 is a rear elevation view thereof;
FIG. 5 is an enlarged top plan view thereof;
FIG. 6 is an enlarged bottom plan view thereof; and,
FIG. 7 is a front, left side, and top perspective view thereof.
The portions of the design shown in broken lines illustrate environment only and form no portion of the claimed design.

1 Claim, 6 Drawing Sheets



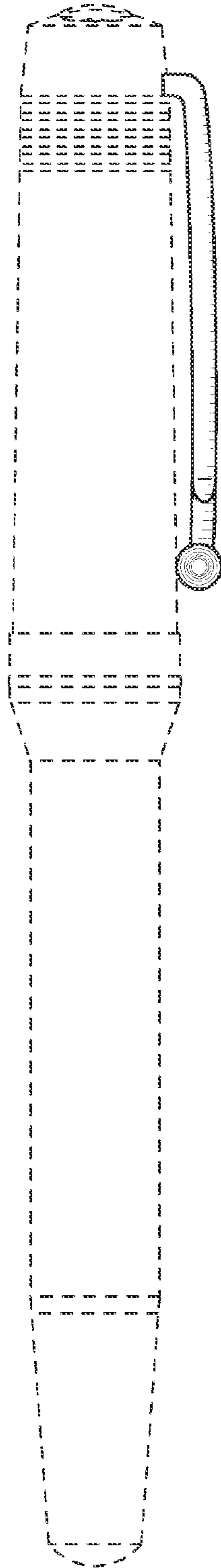


fig. 1

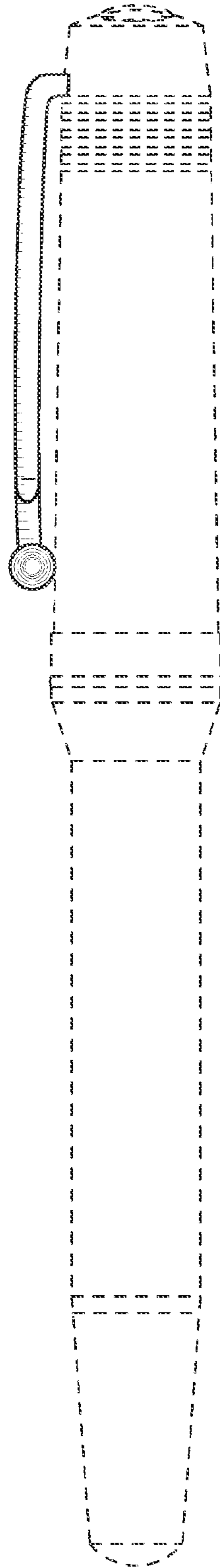


fig.2




fig.3

fig.4

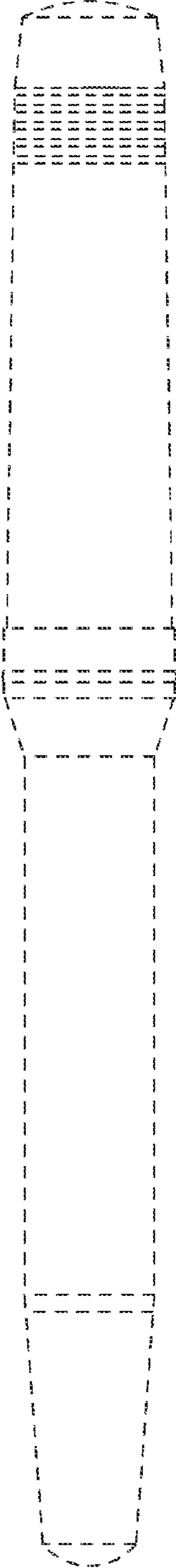


fig.5

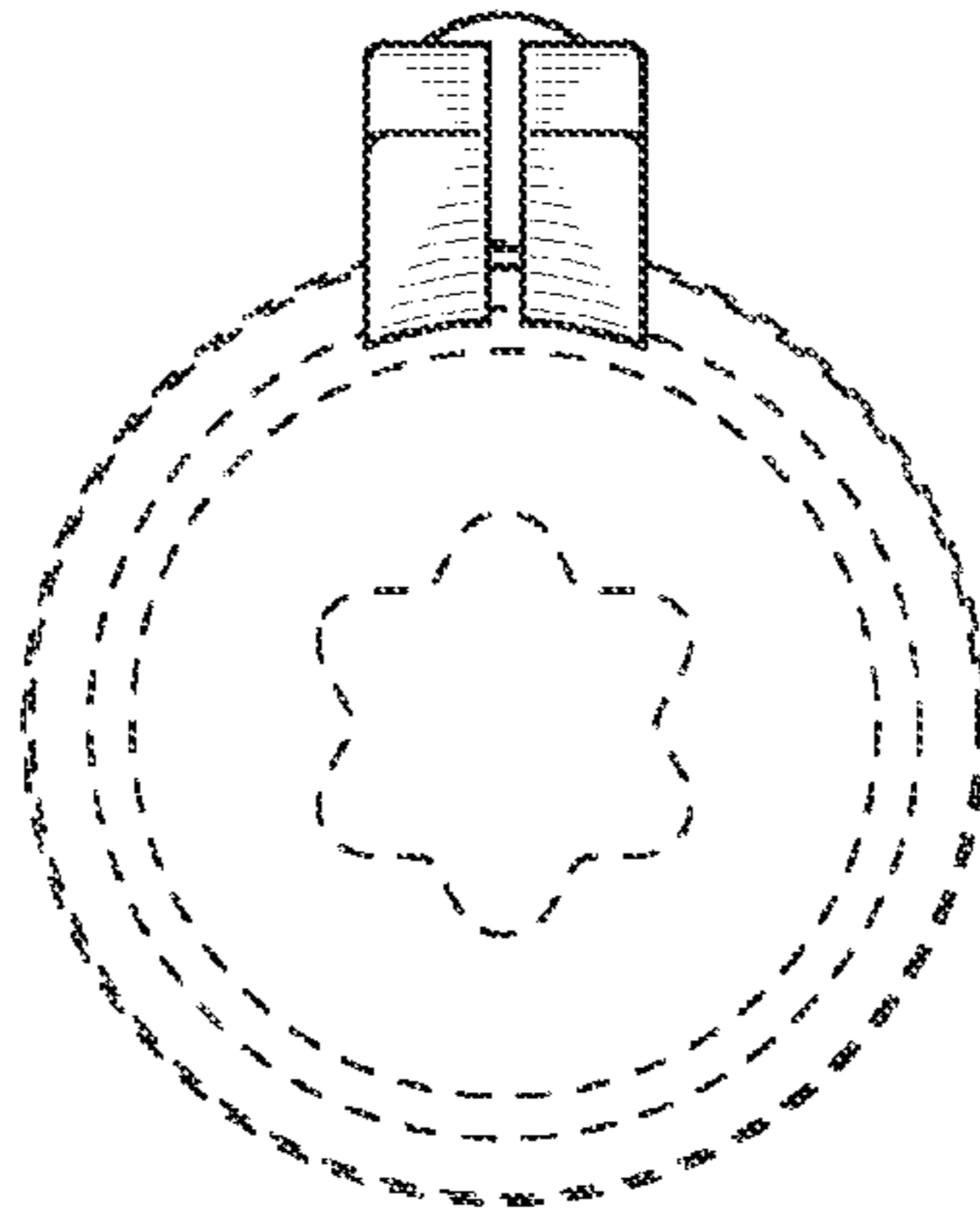


fig.6

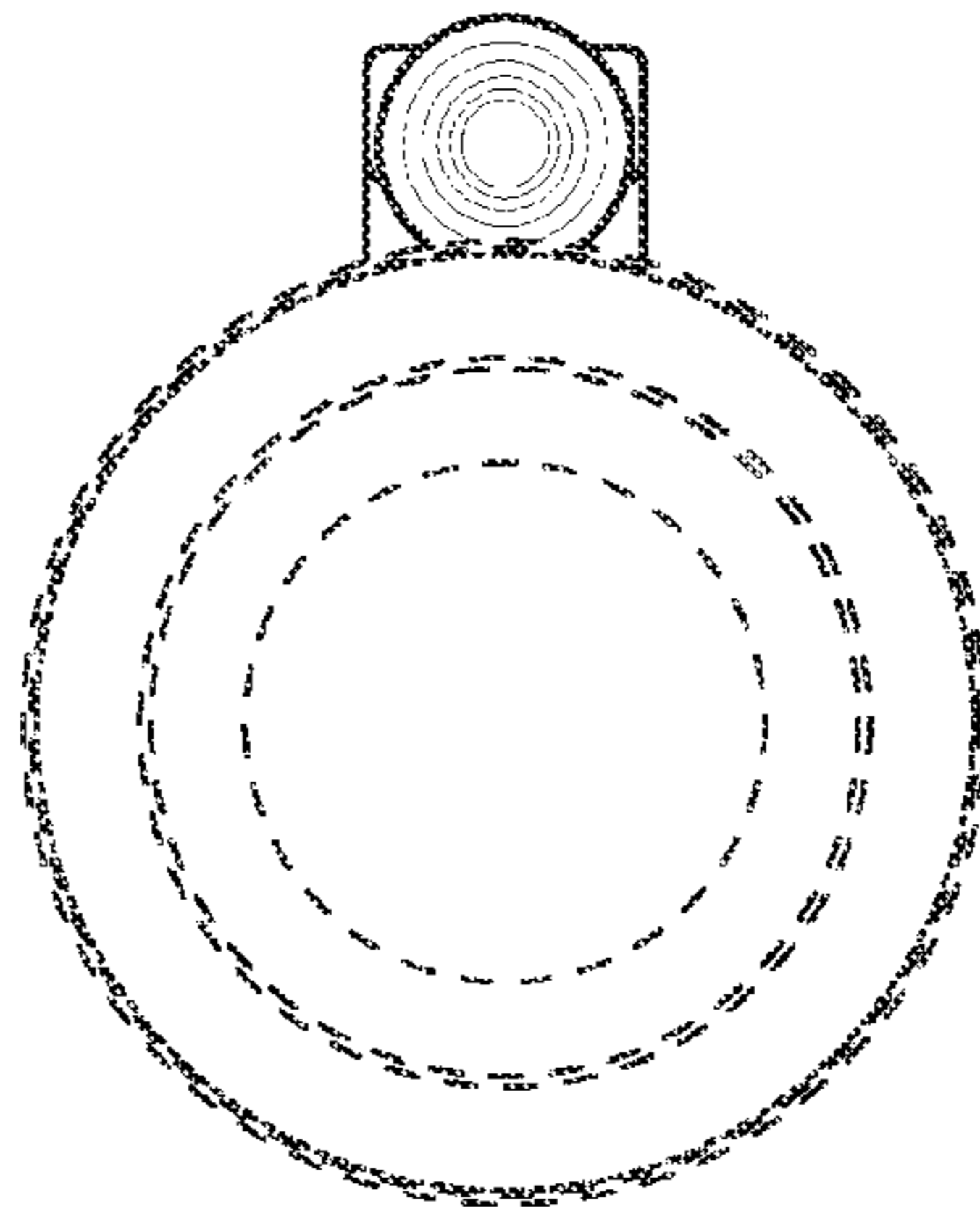


fig.7

