



US00D683371S

(12) **United States Design Patent**
Aubé

(10) **Patent No.:** **US D683,371 S**

(45) **Date of Patent:** **** May 28, 2013**

(54) **ENDLESS TRACK OF AN OFF-ROAD VEHICLE**

(71) Applicant: **Camoplast Solideal Inc.**, Sherbrooke (CA)

(72) Inventor: **Martin Aubé**, St-Bruno, CA (US)

(73) Assignee: **Camoplast Solideal Inc.**, Sherbrooke, Québec (CA)

(**) Term: **14 Years**

(21) Appl. No.: **29/435,653**

(22) Filed: **Oct. 26, 2012**

(51) **LOC (9) Cl.** **15-03**

(52) **U.S. Cl.**
USPC **D15/28**

(58) **Field of Classification Search**
USPC D15/22–26, 28; D21/491, 495, 537, D21/431, 484; 152/108, 62, 88; 305/35, 44, 305/160, 185, 53, 201, 46, 50, 196, 198, 305/200, 39, 162, 187, 191, 189
See application file for complete search history.

(56) **References Cited**

U.S. PATENT DOCUMENTS

D302,017 S *	7/1989	Grawey et al.	D15/28
D471,566 S *	3/2003	Feldmann	D15/28
D471,921 S *	3/2003	Thomas	D15/28
D472,249 S *	3/2003	Thomas	D15/28
D472,561 S *	4/2003	Thomas	D15/28
D472,905 S *	4/2003	Feldmann	D15/28
D473,243 S *	4/2003	Thomas	D15/28
D474,205 S *	5/2003	Feldmann	D15/28
D484,515 S *	12/2003	Nishimura	D15/28
D496,051 S *	9/2004	Yoshida	D15/28
D514,133 S *	1/2006	Fujita	D15/28
D543,218 S *	5/2007	Yoshida	D15/28
D549,741 S *	8/2007	Tateishi	D15/28

D557,713 S *	12/2007	Sugihara	D15/28
D561,786 S *	2/2008	Tateishi	D15/28
D562,353 S *	2/2008	Sugihara	D15/28
D562,852 S *	2/2008	Tateishi	D15/28
D565,605 S *	4/2008	Tateishi	D15/28
D565,606 S *	4/2008	Sugihara	D15/28
D567,823 S *	4/2008	Hagio	D15/28

(Continued)

Primary Examiner — Mark Goodwin

(74) *Attorney, Agent, or Firm* — Fish & Richardson P.C.

(57) **CLAIM**

I claim the ornamental design for an endless track of an off-road vehicle, as shown and described.

DESCRIPTION

FIG. 1 is a perspective view of an endless track of an off-road vehicle according to the present design, it is understood that a segment of the tread pattern is repeated over the length of the track shown by the broken lines in FIG. 5.

FIG. 2 is a top view of the endless track of an off-road vehicle of FIG. 1.

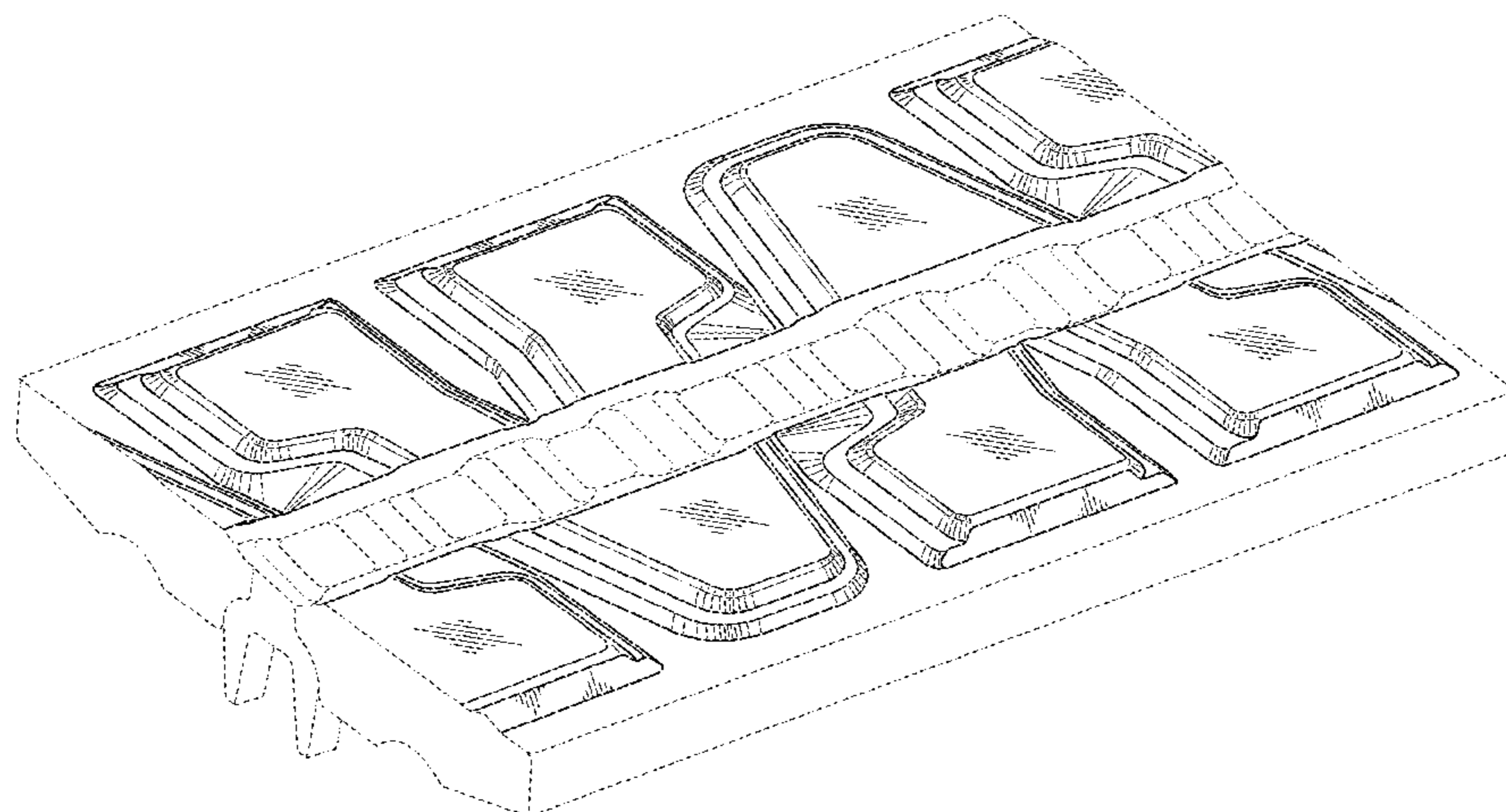
FIG. 3 is an elevational view of the endless track of an off-road vehicle of FIG. 1 showing the segment of the tread pattern when seen in the direction illustrated by lines 3-3 on FIG. 2. Although the segments of the tread pattern treads are offset as viewed horizontally in the figure, the left portion and the right portion of the tread are shown in a single figure for clarity of illustration.

FIG. 4 is a side elevational view of the endless track of an off-road vehicle of FIG. 1 showing the segment of the tread pattern when seen in the direction illustrated by lines 4-4 on FIG. 2; and,

FIG. 5 is a perspective view of the endless track of an off-road vehicle shown with the endless nature of the track shown by the broken lines.

The broken lines form no part of the design and are for illustrative purposes only.

1 Claim, 4 Drawing Sheets



US D683,371 S

Page 2

U.S. PATENT DOCUMENTS

D569,393 S *	5/2008	Tateishi	D15/28	D615,106 S *	5/2010	Shimozono	D15/28
D575,805 S *	8/2008	Sugihara	D15/28	D618,254 S *	6/2010	Shimozono	D15/28
D602,962 S *	10/2009	Miyamoto et al.	D15/28	D626,973 S *	11/2010	Shimozono	D15/28
D613,774 S *	4/2010	Mizusawa	D15/28	2009/0102283 A1 *	4/2009	Choi	305/177
D613,775 S *	4/2010	Mizusawa	D15/28				

* cited by examiner

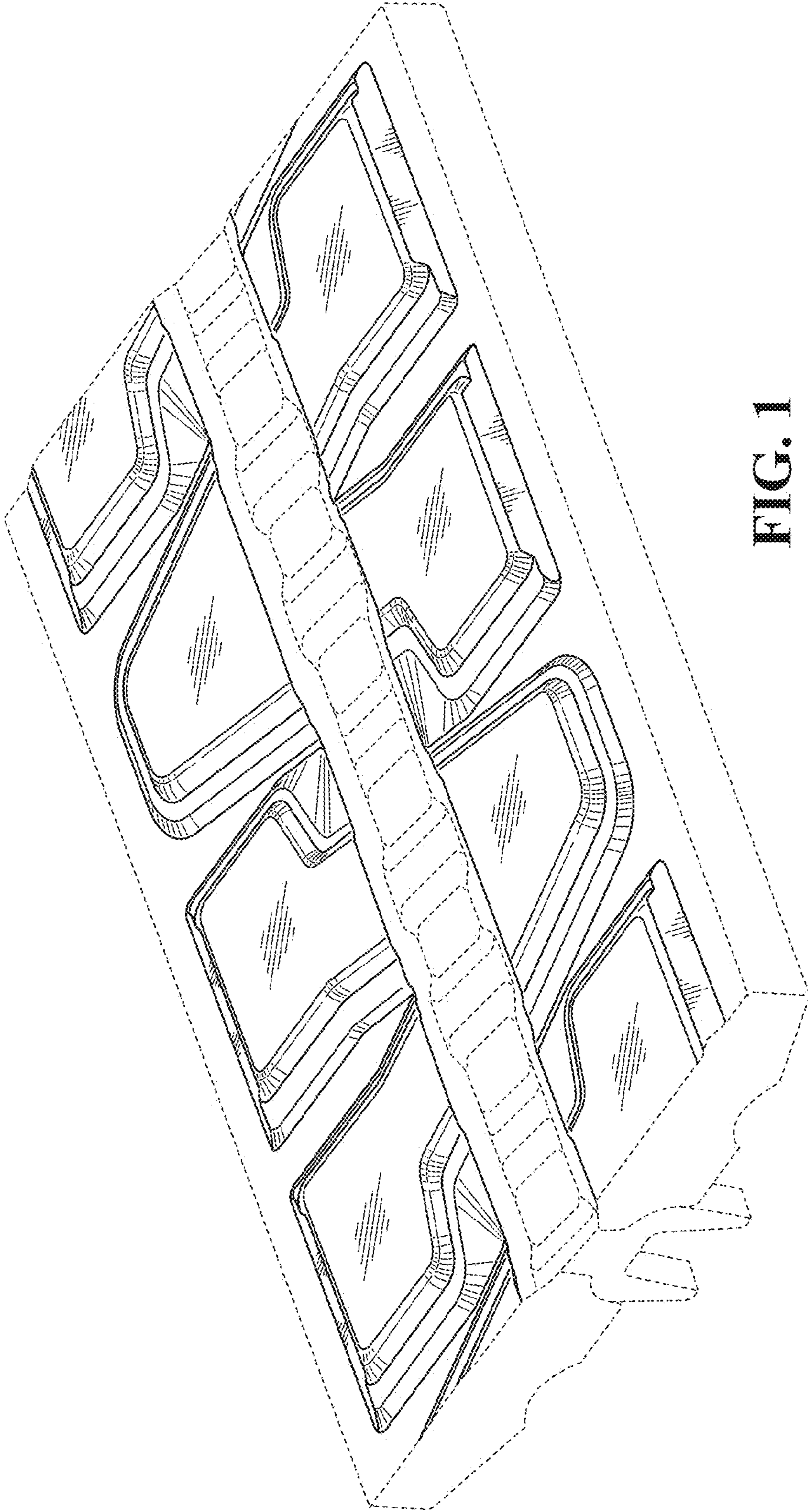


FIG. 1

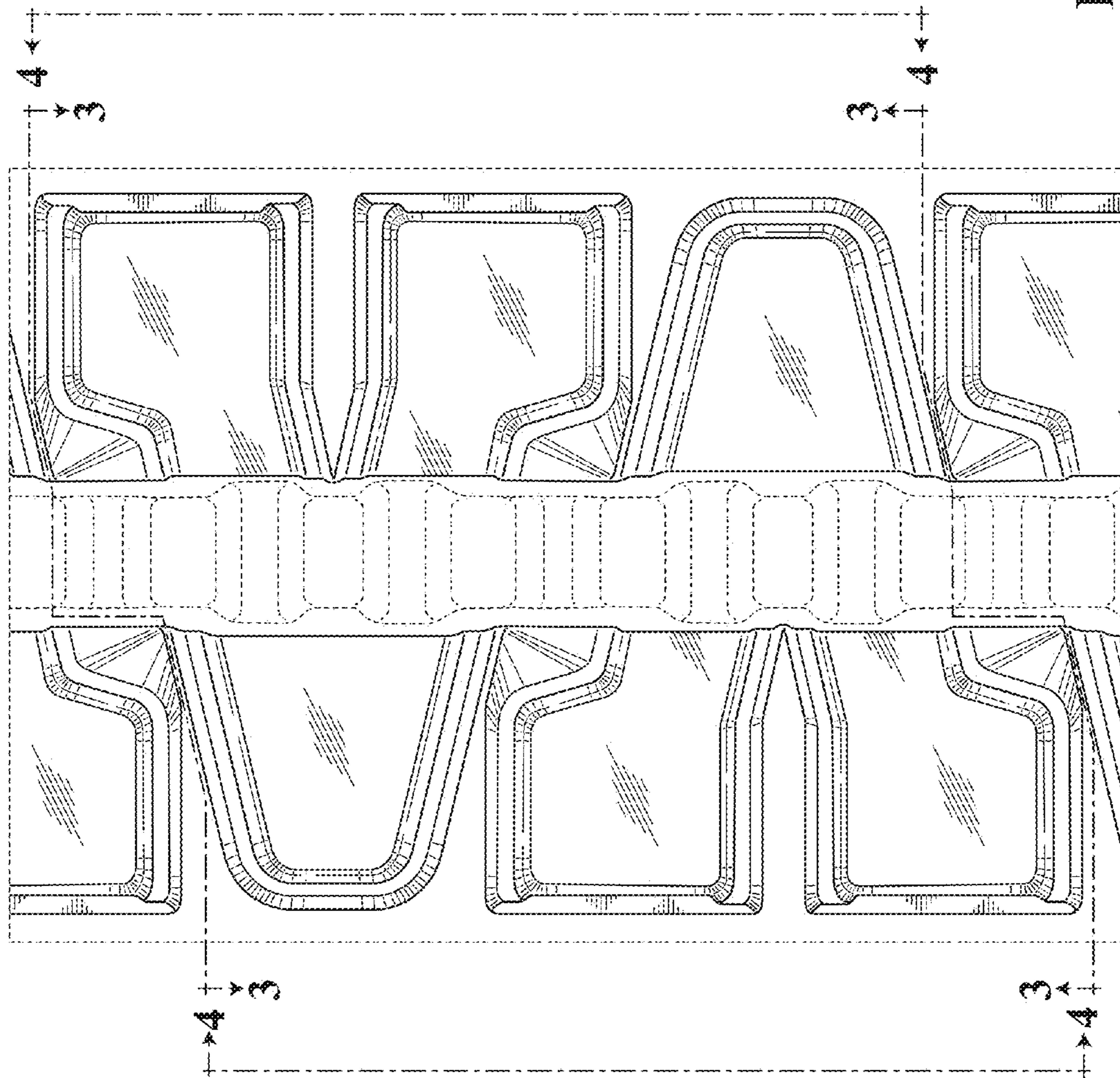


FIG. 2

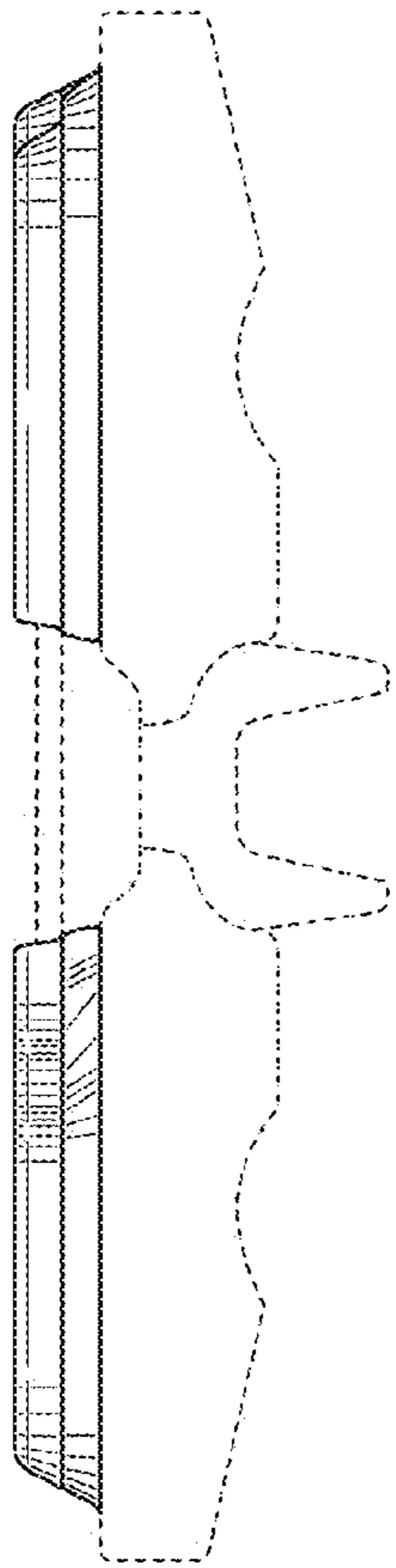


FIG. 3

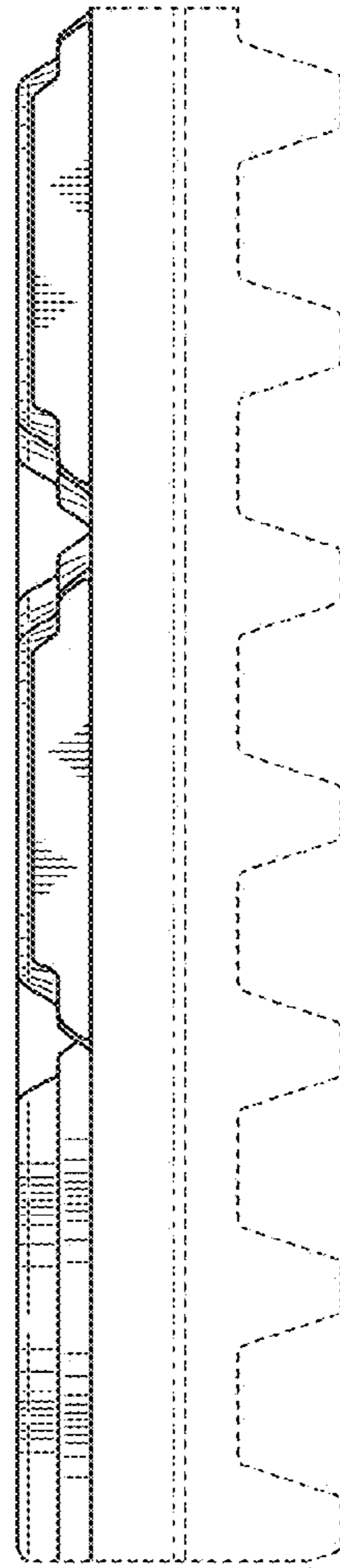


FIG. 4

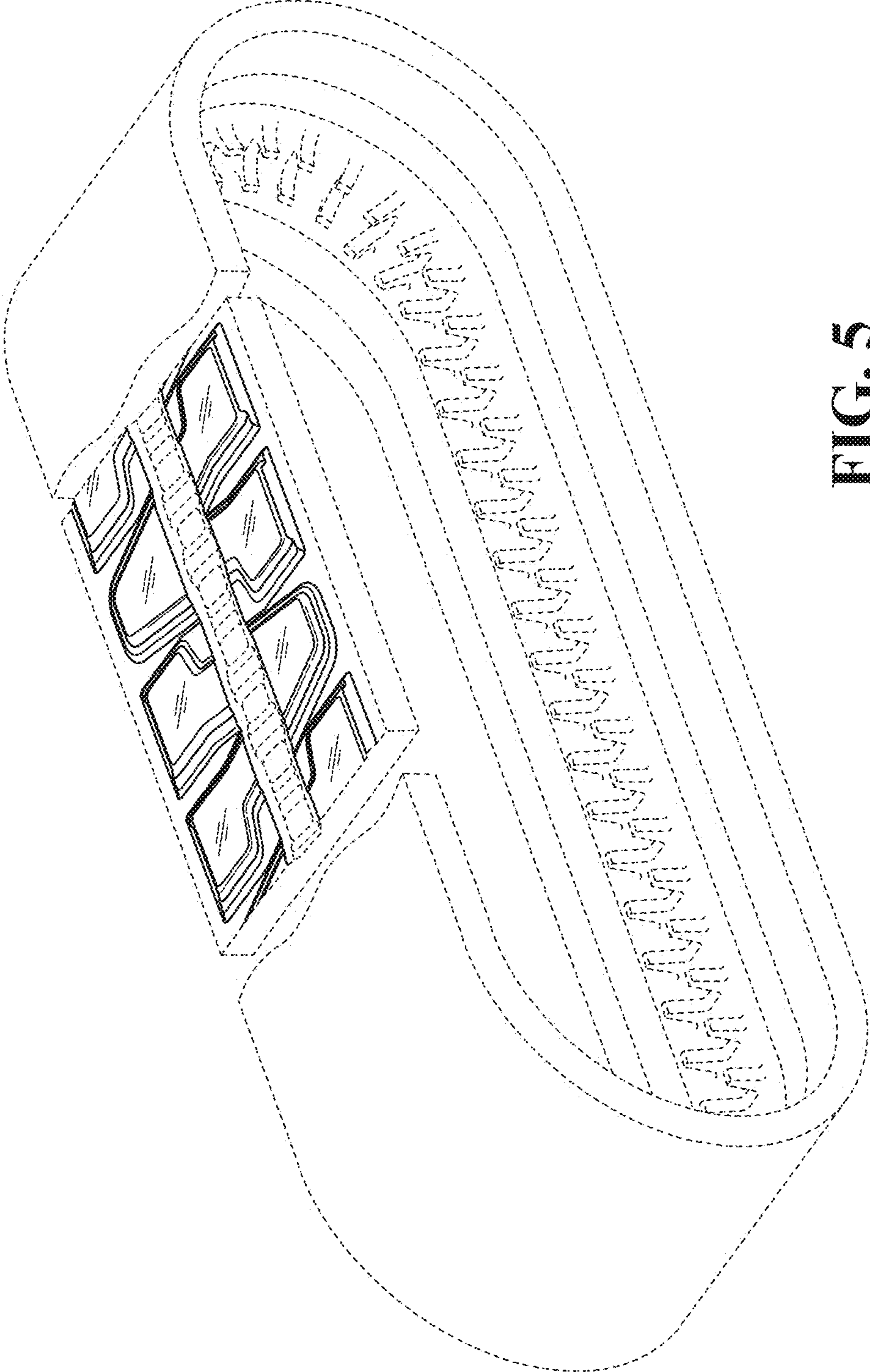


FIG. 5