

US00D683370S

(12) **United States Design Patent**  
**Takagi et al.**

(10) **Patent No.:** **US D683,370 S**

(45) **Date of Patent:** **\*\* May 28, 2013**

(54) **OPERATION PANEL FOR WORKING VEHICLE**

(71) Applicant: **Iseki & Co., Ltd.**, Ehime-ken (JP)

(72) Inventors: **Makoto Takagi**, Ehime-ken (JP); **Shohei Kurokawa**, Ehime-ken (JP); **Takashi Wakino**, Ehime-ken (JP)

(73) Assignee: **Iseki & Co., Ltd.**, Ehime-ken (JP)

(\*\*) Term: **14 Years**

(21) Appl. No.: **29/433,823**

(22) Filed: **Oct. 5, 2012**

(30) **Foreign Application Priority Data**

Apr. 6, 2012 (JP) ..... 2012-008163

(51) **LOC (9) Cl.** ..... **15-03**

(52) **U.S. Cl.**  
USPC ..... **D15/28; D15/17**

(58) **Field of Classification Search** ..... D15/17,  
D15/22-26, 28, 31, 33; D12/192, 419, 421; 180/69.2,  
180/69.21, 69.24, 90; 296/70, 30, 72, 191,  
296/192, 193.03

See application file for complete search history.

(56) **References Cited**

U.S. PATENT DOCUMENTS

D308,131 S \* 5/1990 Marcantonio ..... D12/419  
D313,962 S \* 1/1991 Haag et al. .... D12/423

D365,574 S \* 12/1995 Westmayer et al. .... D15/17  
D427,613 S \* 7/2000 Altmann et al. .... D15/28  
D428,022 S \* 7/2000 Altmann et al. .... D15/28  
D432,076 S \* 10/2000 Stickles et al. .... D12/419  
D441,769 S \* 5/2001 Surridge ..... D15/17  
D521,413 S \* 5/2006 Katoh ..... D12/1  
D593,134 S \* 5/2009 Kuwae et al. .... D15/28  
D636,410 S \* 4/2011 Ono et al. .... D15/28  
D636,794 S \* 4/2011 Ono et al. .... D15/28  
D640,293 S \* 6/2011 Ono et al. .... D15/28

FOREIGN PATENT DOCUMENTS

JP D1440051 5/2012

\* cited by examiner

*Primary Examiner* — Mark Goodwin

(74) *Attorney, Agent, or Firm* — RatnerPrestia

(57) **CLAIM**

The ornamental design for an operation panel for a working vehicle, as shown and described.

**DESCRIPTION**

FIG. 1 is a rear view of an operation panel for a working vehicle;

FIG. 2 is a front view thereof;

FIG. 3 is a left side view thereof;

FIG. 4 is a perspective view thereof;

FIG. 5 is a top view thereof; and,

FIG. 6 is a right side view thereof.

The features indicated in the figures in broken lines form no part of the claimed design.

**1 Claim, 6 Drawing Sheets**

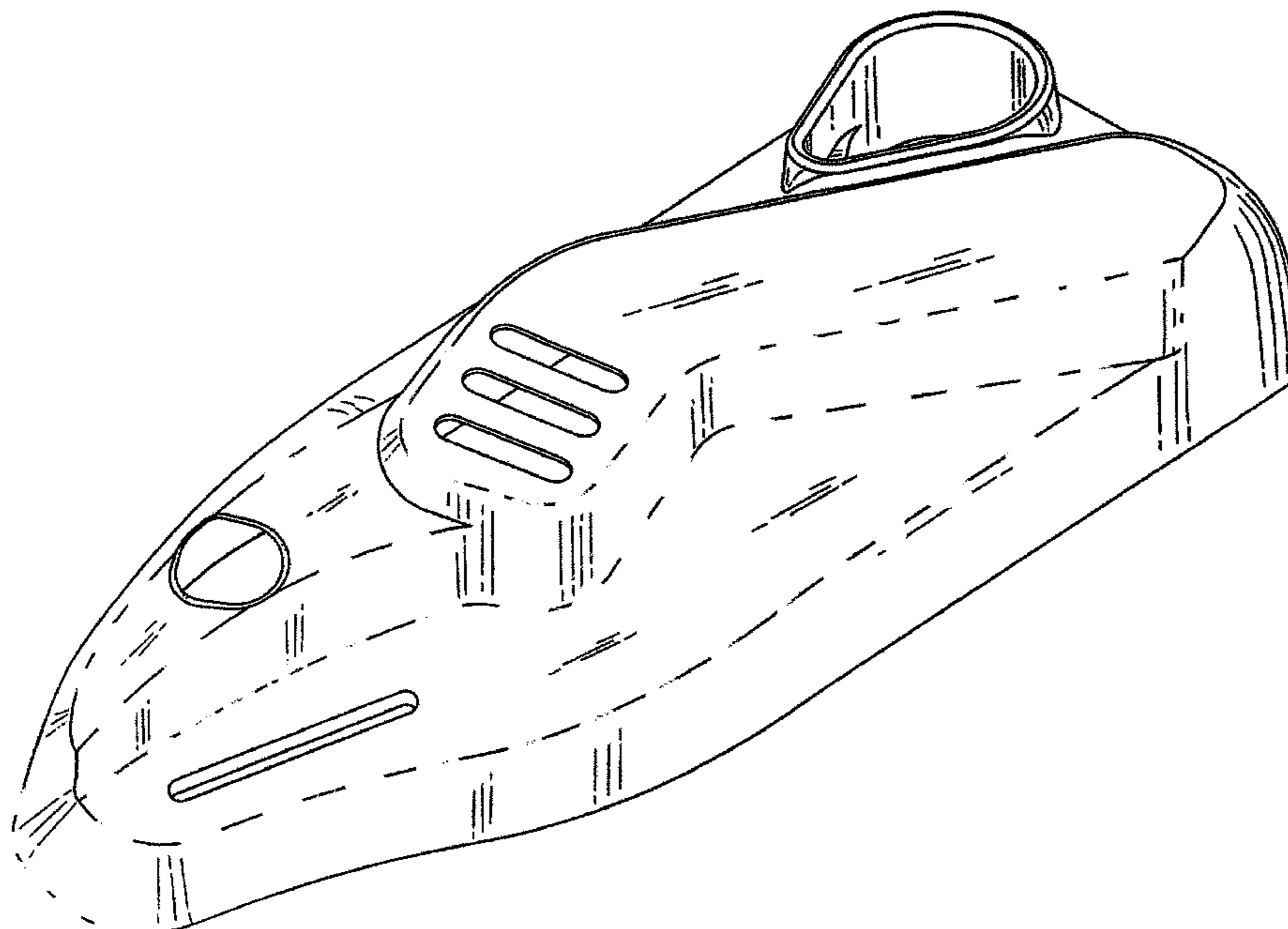


Fig. 1

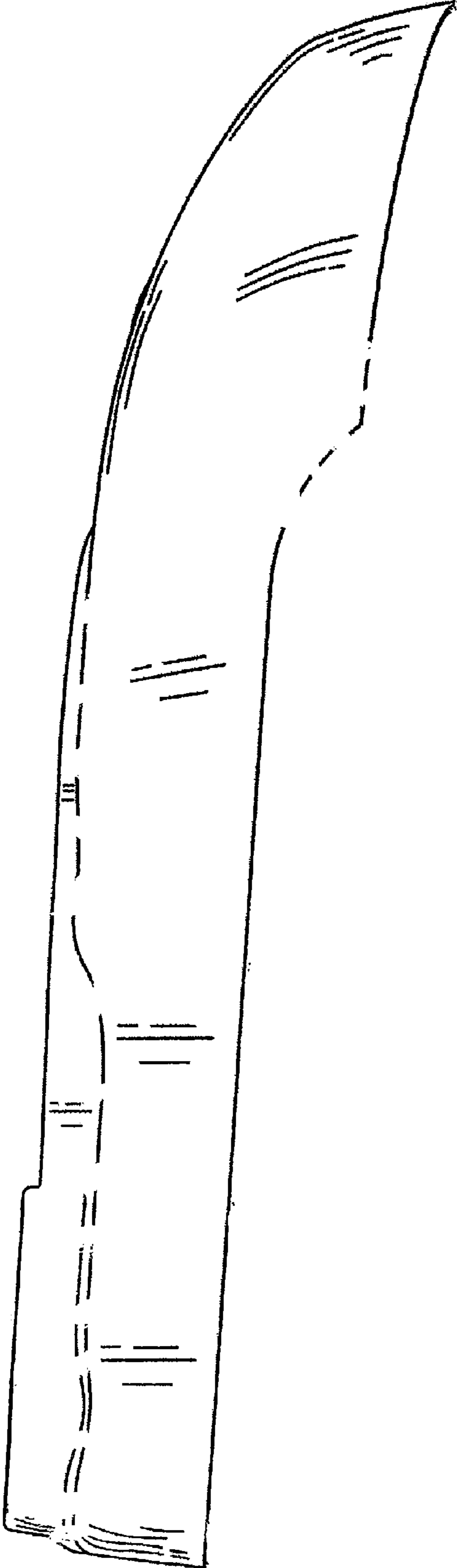


Fig. 2

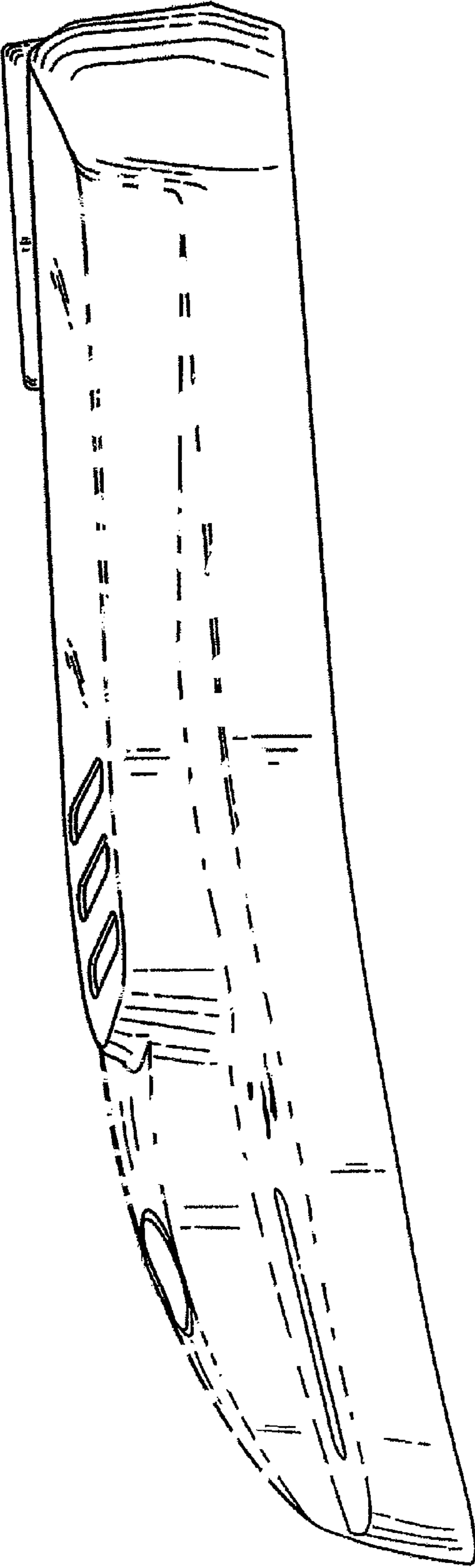
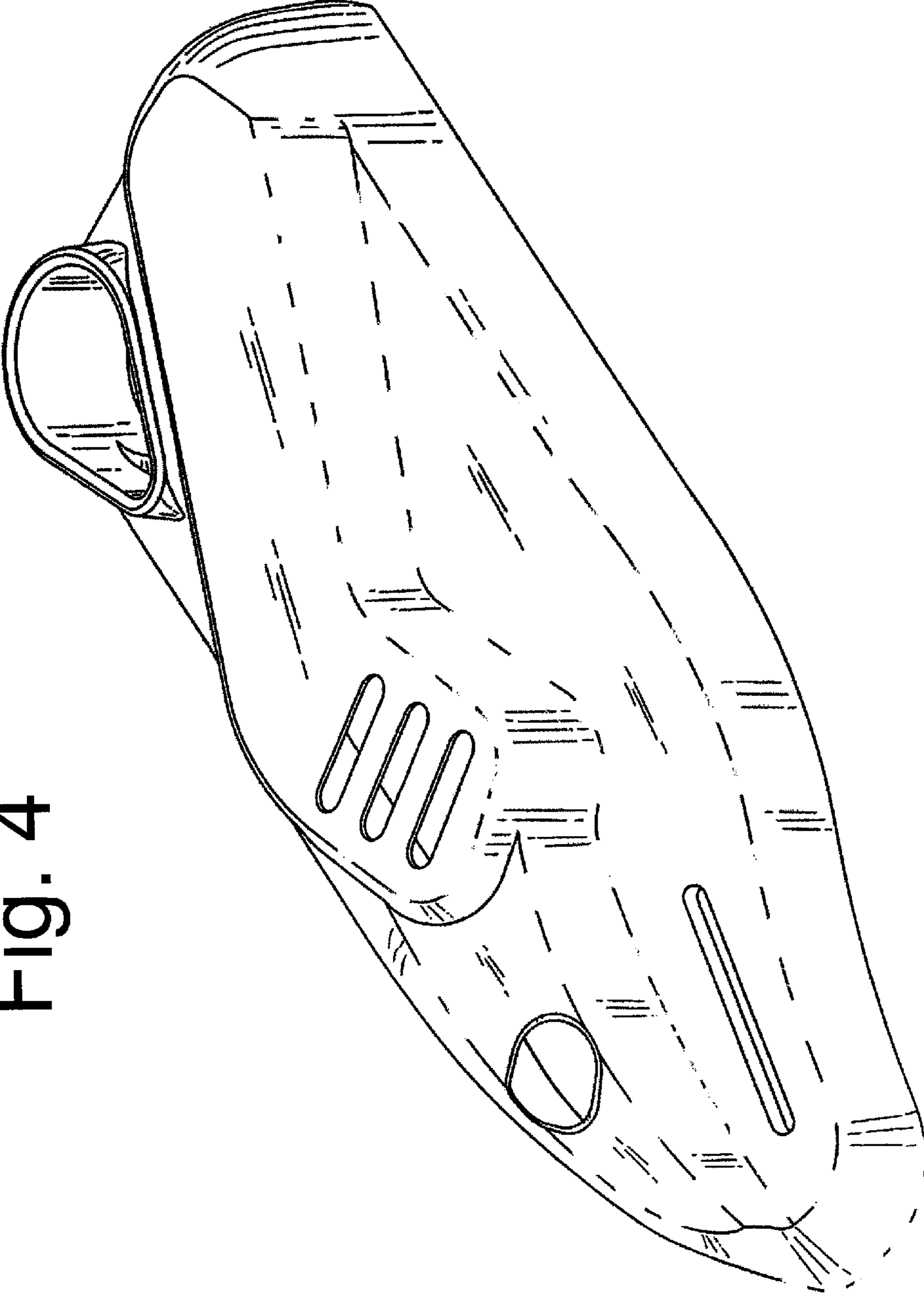


Fig. 3



Fig. 4



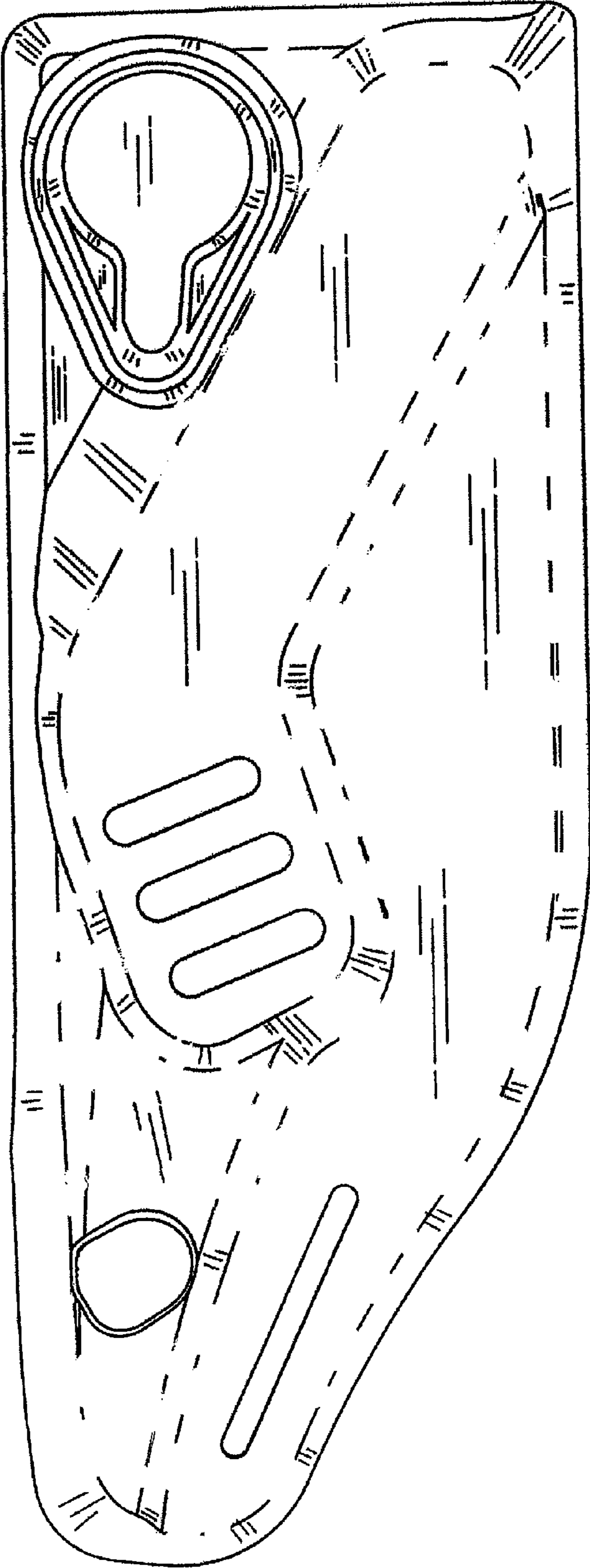


Fig. 5

Fig. 6

