



US00D683368S

(12) **United States Design Patent**
Galloway et al.

(10) **Patent No.:** **US D683,368 S**

(45) **Date of Patent:** **** May 28, 2013**

(54) **PORTABLE COMPRESSED GAS POWER ASSEMBLY**

(71) Applicant: **D2BG LLC**, Fort Worth, TX (US)

(72) Inventors: **Daniel Galloway**, Keller, TX (US);
Darrell Bevelhymmer, Arlington, TX (US)

(73) Assignee: **D2BG, LLC**, Fort Worth, TX (US)

(**) Term: **14 Years**

(21) Appl. No.: **29/432,709**

(22) Filed: **Sep. 19, 2012**

Related U.S. Application Data

(62) Division of application No. 29/375,851, filed on Sep. 28, 2010, now Pat. No. Des. 670,314.

(51) **LOC (9) Cl.** **15-02**

(52) **U.S. Cl.**
USPC **D15/9**

(58) **Field of Classification Search**
USPC D15/7-9; D23/231, 232, 225; 417/410.1,
417/359, 415-416, 234, 321, 265, 405; 60/645,
60/651

See application file for complete search history.

(56) **References Cited**

U.S. PATENT DOCUMENTS

| | | | | | | |
|-----------|---|---|---------|--------------|-------|-----------|
| D60,090 | S | * | 12/1921 | Forrest | | D15/9 |
| D107,465 | S | * | 12/1937 | Tucker | | D15/7 |
| 2,384,174 | A | * | 9/1945 | Jones | | 222/3 |
| D156,075 | S | * | 11/1949 | Collier | | D15/7 |
| D185,000 | S | * | 4/1959 | Hoover | | D15/9 |
| D223,475 | S | * | 4/1972 | Elson et al. | | D23/205 |
| D258,436 | S | * | 3/1981 | McGilberry | | D15/7 |
| 4,854,822 | A | * | 8/1989 | Darroch | | 417/62 |
| D321,352 | S | * | 11/1991 | Vann | | D15/7 |
| 5,139,278 | A | * | 8/1992 | Vlasicak | | 280/47.26 |
| D332,613 | S | * | 1/1993 | Keller | | D15/9 |
| D398,614 | S | * | 9/1998 | Kartinen | | D15/7 |

| | | | | | | |
|-----------|----|---|--------|-----------------|-------|------------|
| D405,805 | S | * | 2/1999 | Rock | | D15/7 |
| D423,518 | S | * | 4/2000 | Milligan et al. | | D15/9 |
| D446,792 | S | * | 8/2001 | Matthew et al. | | D15/9 |
| D447,151 | S | * | 8/2001 | Matthew et al. | | D15/9 |
| D488,169 | S | * | 4/2004 | Hopper | | D15/9 |
| D559,865 | S | * | 1/2008 | Wise | | D15/7 |
| 7,415,988 | B2 | * | 8/2008 | Trettin et al. | | 137/355.16 |

* cited by examiner

Primary Examiner — Ralf Seifert

(74) *Attorney, Agent, or Firm* — Fulbright & Jaworski L.L.P.

(57) **CLAIM**

The ornamental design for a portable compressed gas power assembly, as shown and described.

DESCRIPTION

FIG. 1 is an elevation view from the front showing the front side of our design. In this embodiment, the compressed gas storage tank, the carrier mechanism, and various other elements are shown in broken lines, and form no part of the claimed design of this first embodiment. In this embodiment, the carrier mechanism (shown in broken lines and thus forms no part of the claimed design, but does provide an enabling disclosure thereof) is illustrated as rectangular in shape.

FIG. 2 is an elevation view from the back showing the back side of our design.

FIG. 3 is an elevation view from the left side showing the left side of our design.

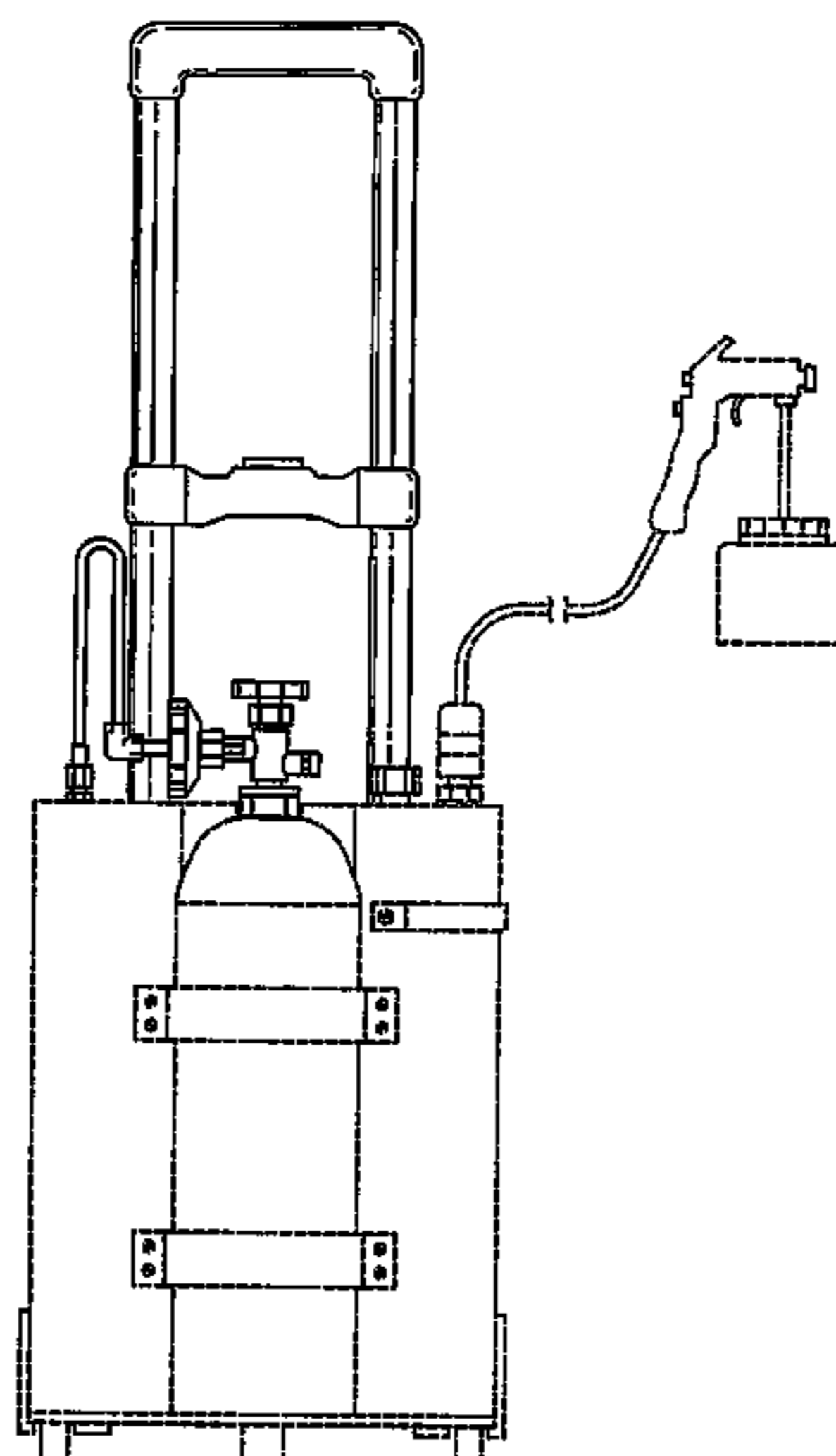
FIG. 4 is an elevation view from the right showing the right side of our design.

FIG. 5 is an elevation view from the top showing the top side of our design; and,

FIG. 6 is an elevation view from the bottom showing the bottom side of our design.

It should be understood that the labels used herein for describing orientation (e.g., front, back, top, bottom, right, and left) are merely for reference, and the embodiments of our design may be disposed in any manner and still be within the scope of the present invention.

1 Claim, 4 Drawing Sheets



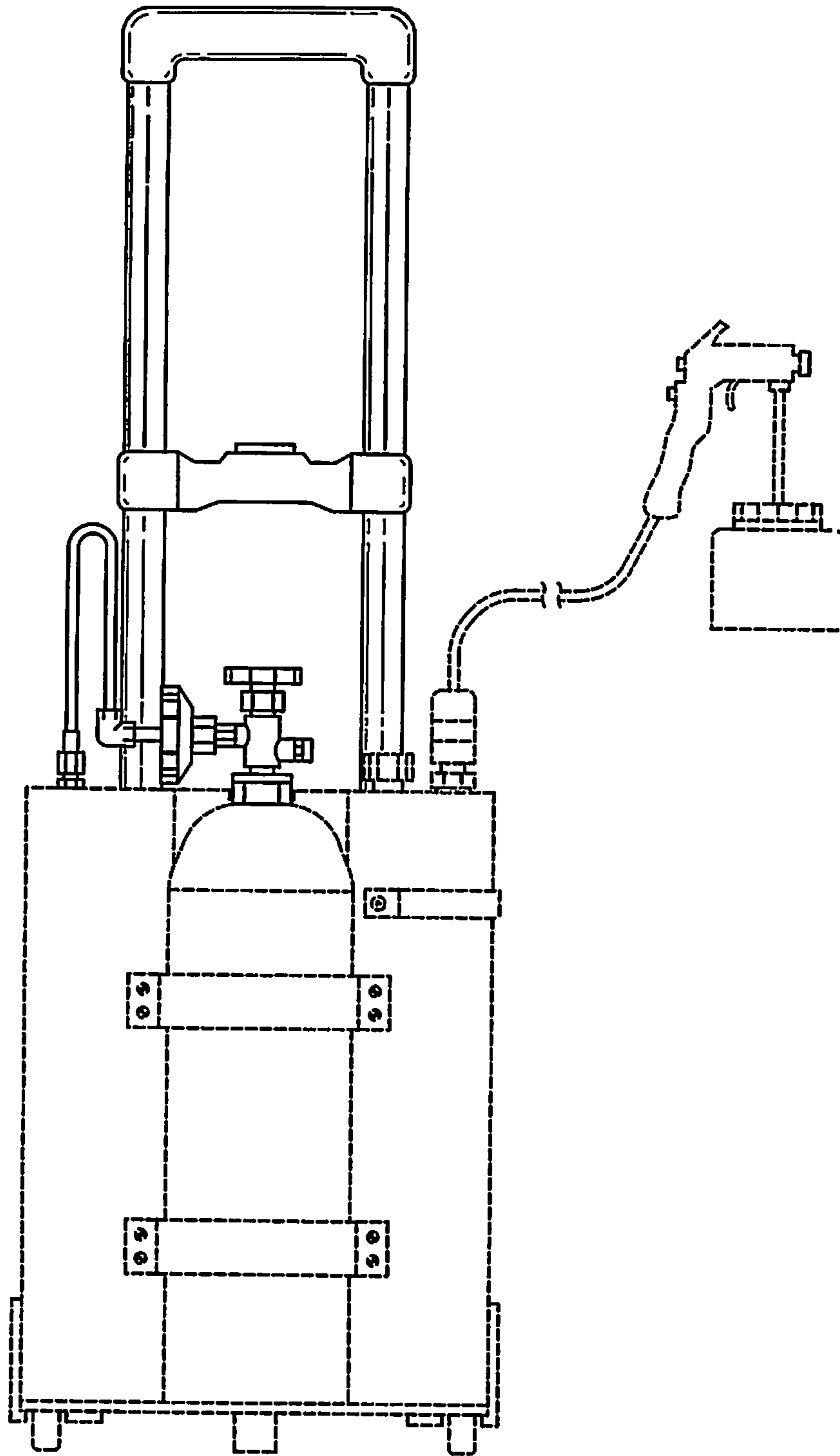


FIG. 1

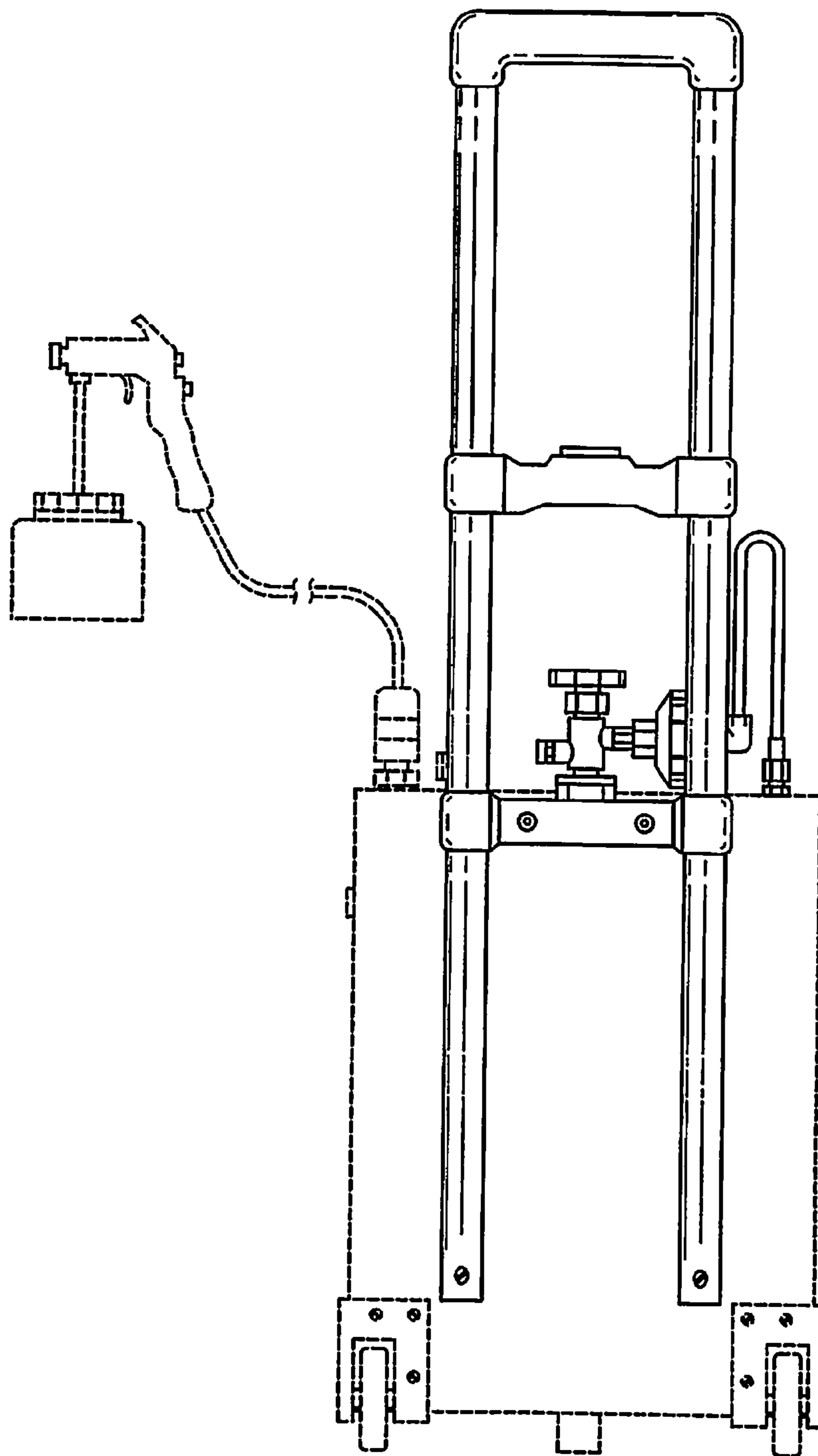


FIG. 2

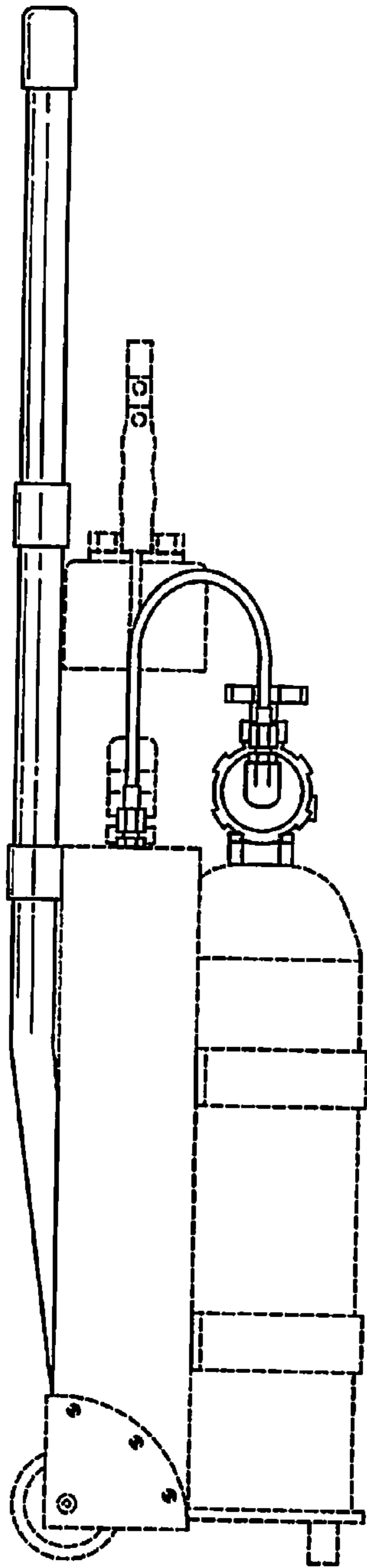


FIG. 3

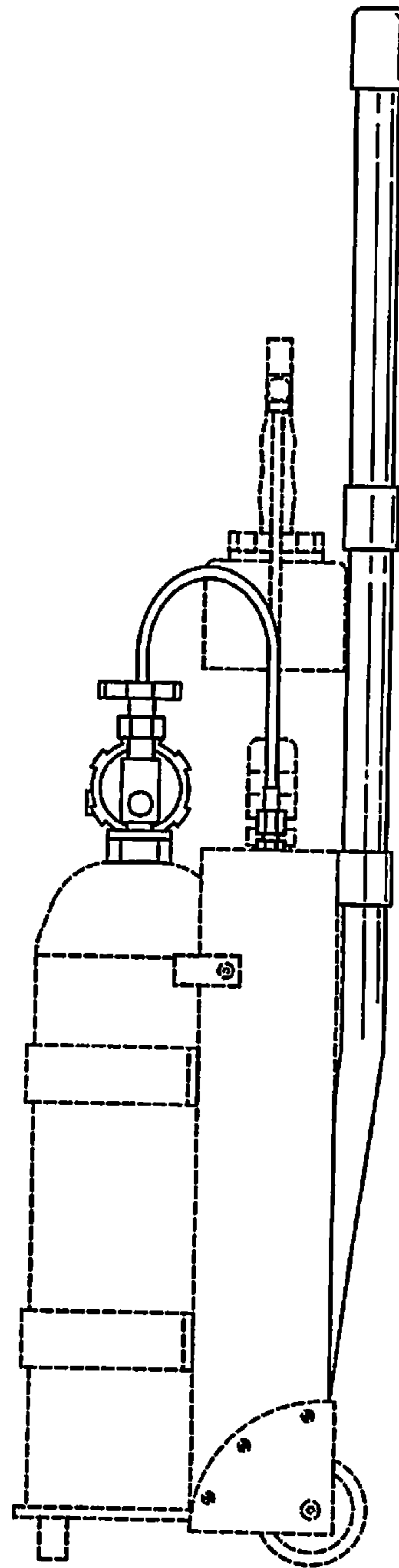


FIG. 4

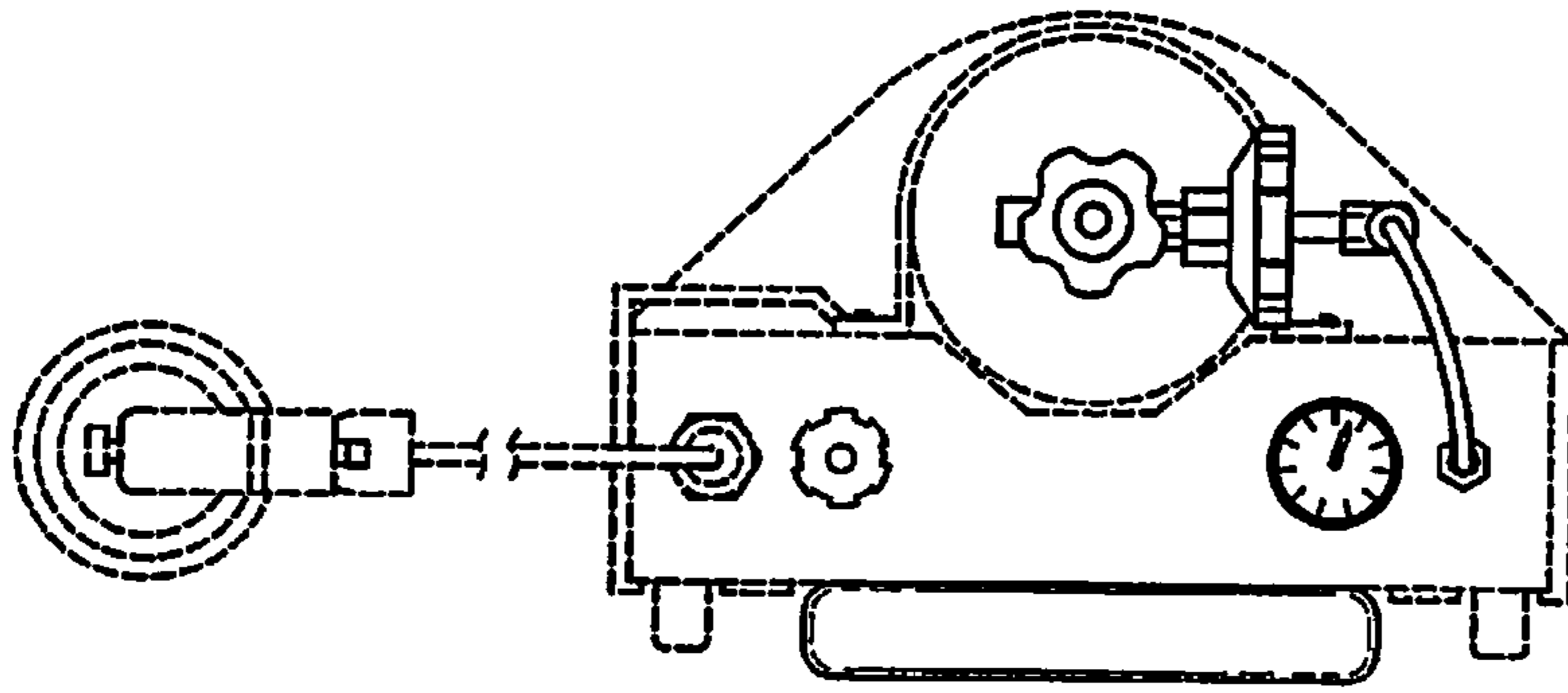


FIG. 5

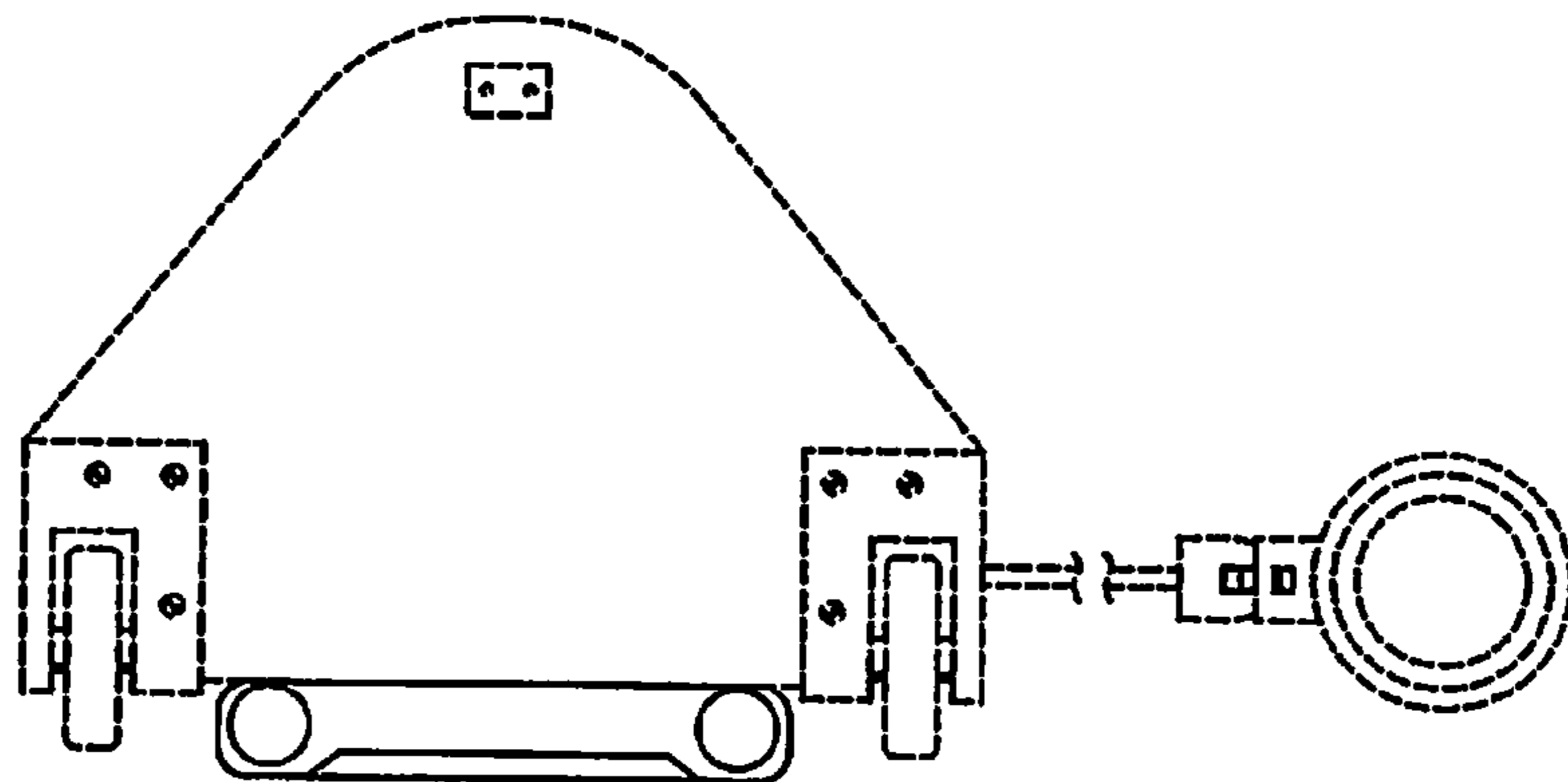


FIG. 6