

US00D683344S

(12) **United States Design Patent**
Kao et al.

(10) **Patent No.:** **US D683,344 S**
(45) **Date of Patent:** **** May 28, 2013**

(54) **NOTEBOOK COMPUTER**

(75) Inventors: **Hsing-Yi Kao**, Taipei (TW); **Wen-Yi Chiu**, Taipei (TW); **Hsiang-Ling Liu**, Taipei (TW); **Yung-Hsiang Chen**, Taipei (TW)

(73) Assignee: **Compal Electronics, Inc.**, Taipei (TW)

(**) **Term:** **14 Years**

(21) **Appl. No.:** **29/413,726**

(22) **Filed:** **Feb. 20, 2012**

(51) **LOC (9) Cl.** **14-02**

(52) **U.S. Cl.**
USPC **D14/318**

(58) **Field of Classification Search**
USPC 594/315-327; D18/1, 2, 7, 11; 235/145 A, 235/145 R; 341/22, 23; 345/104, 156, 168, 345/169, 173; 361/679.08, 679.09, 679.11, 361/679.26, 679.27

See application file for complete search history.

(56) **References Cited**

U.S. PATENT DOCUMENTS

D425,874 S * 5/2000 Tanimura D14/318
D517,063 S * 3/2006 Nakajima et al. D14/318
D523,429 S * 6/2006 Lin D14/318

D524,306 S * 7/2006 Yun et al. D14/315
D526,999 S * 8/2006 Tago D14/327
D648,333 S * 11/2011 Andre et al. D14/315

* cited by examiner

Primary Examiner — Freda S Nunn

(74) *Attorney, Agent, or Firm* — CKC Partners Co., Ltd.

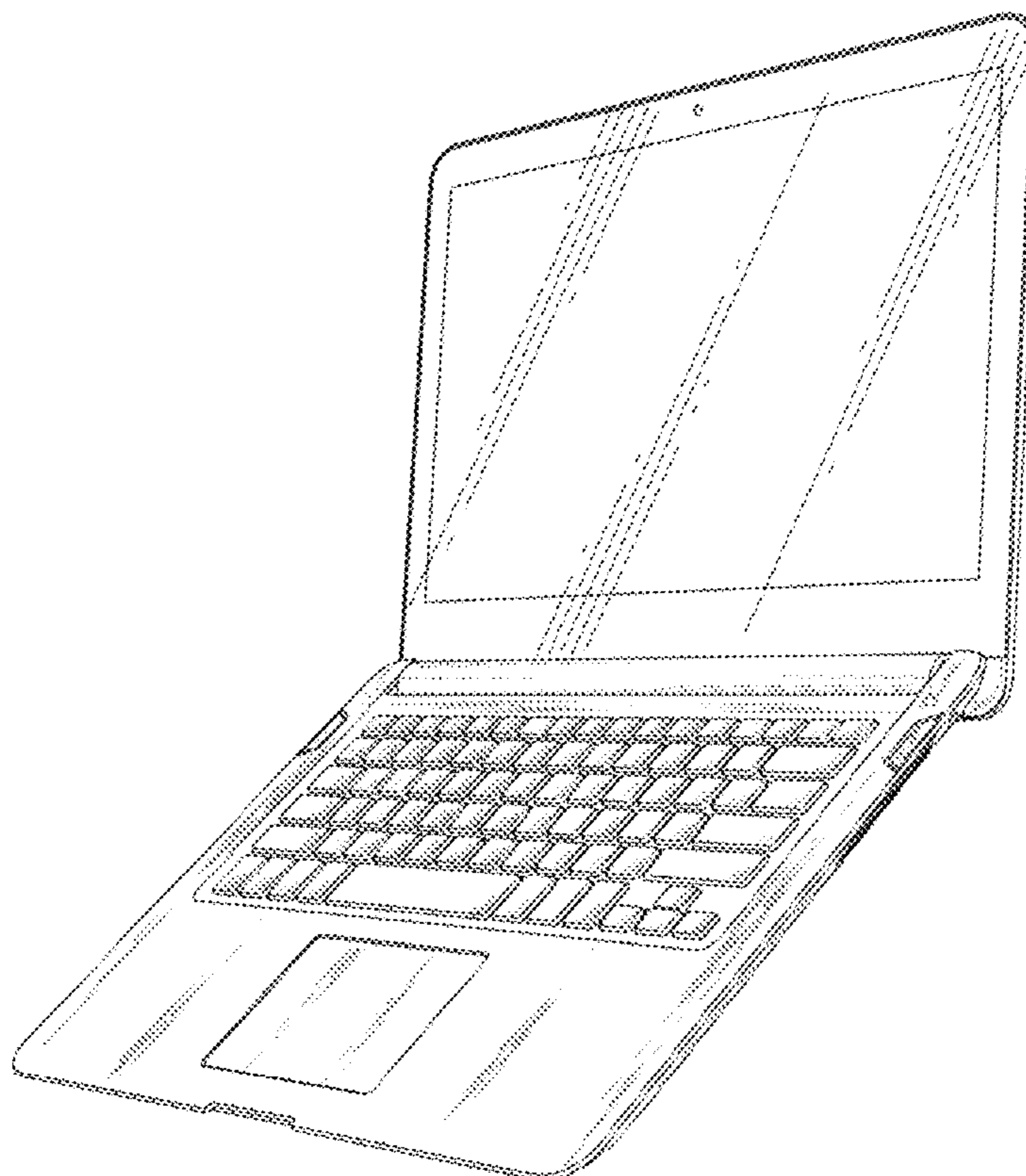
(57) **CLAIM**

The ornamental design for a notebook computer, as shown and described.

DESCRIPTION

FIG. 1 is a perspective view of a notebook computer showing our new design in a closed state;
FIG. 2 is a front view thereof;
FIG. 3 is a rear view thereof;
FIG. 4 is a left side view thereof;
FIG. 5 is a right side view thereof;
FIG. 6 is a top view thereof;
FIG. 7 is a bottom view thereof;
FIG. 8 is a perspective view thereof shown in an open state;
FIG. 9 is a front view thereof;
FIG. 10 is a rear view thereof;
FIG. 11 is a left side view thereof;
FIG. 12 is a right side view thereof;
FIG. 13 is a top view thereof; and,
FIG. 14 is a bottom view thereof.

1 Claim, 9 Drawing Sheets



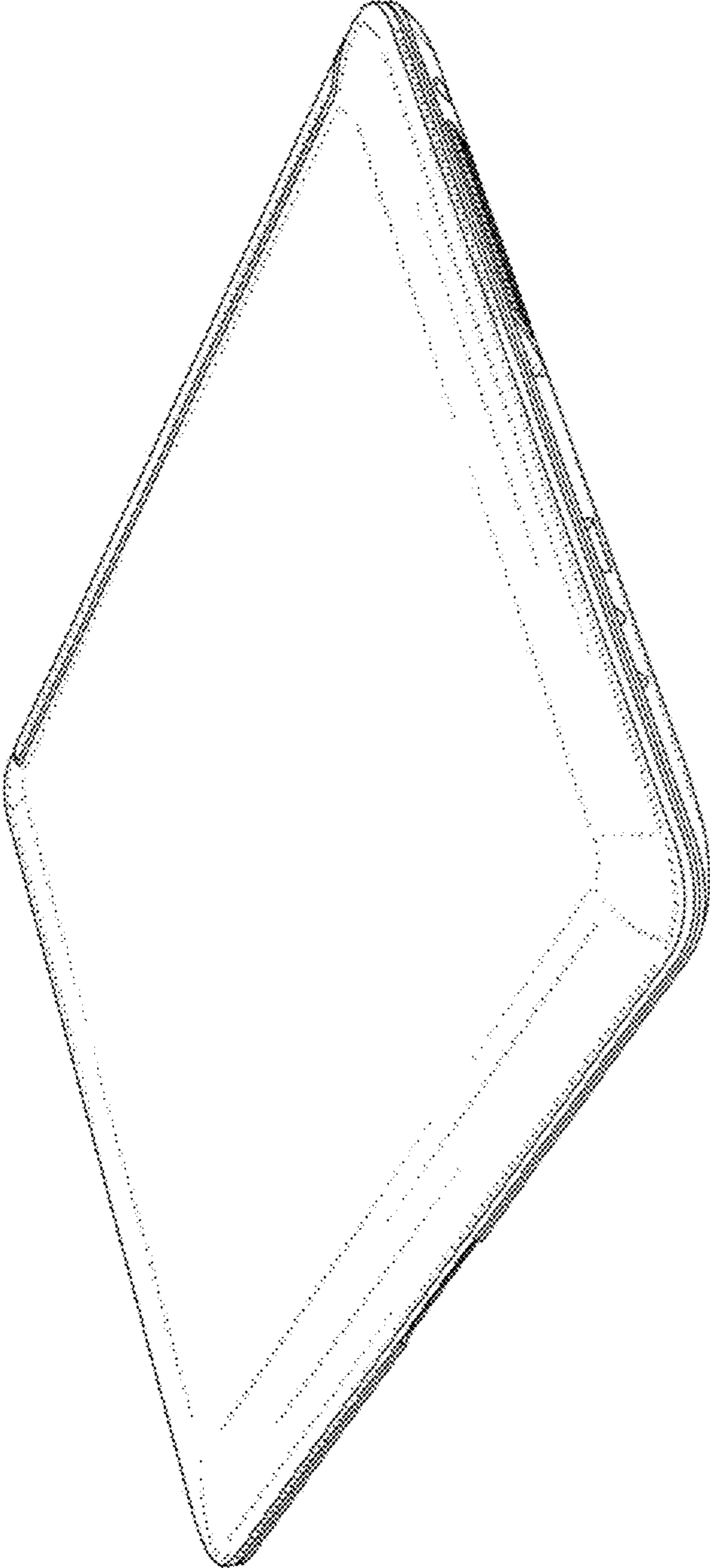


FIG. 1




FIG. 2




FIG. 3




FIG. 4




FIG. 5




FIG. 6




FIG. 7




FIG. 8

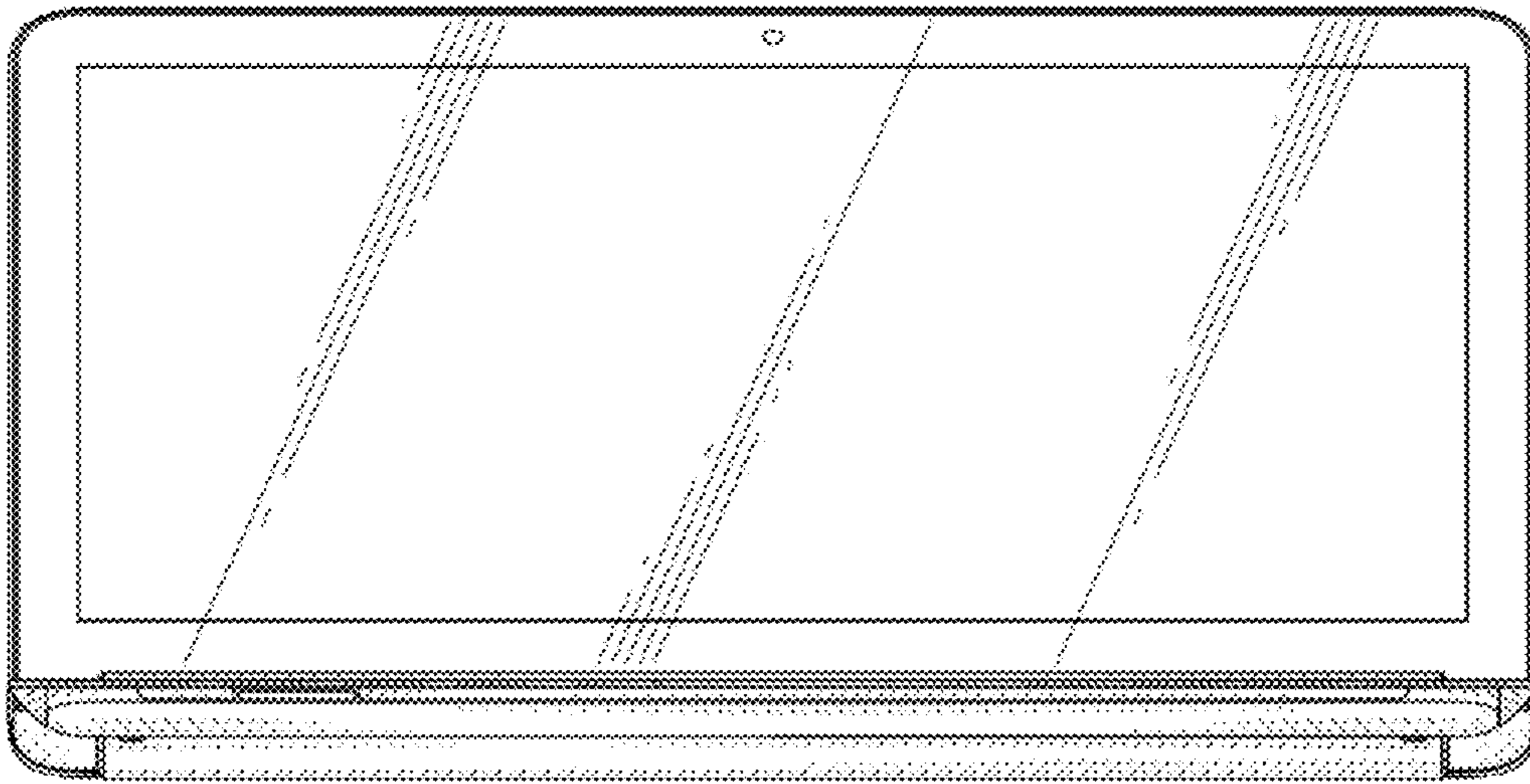


FIG. 9




FIG. 10

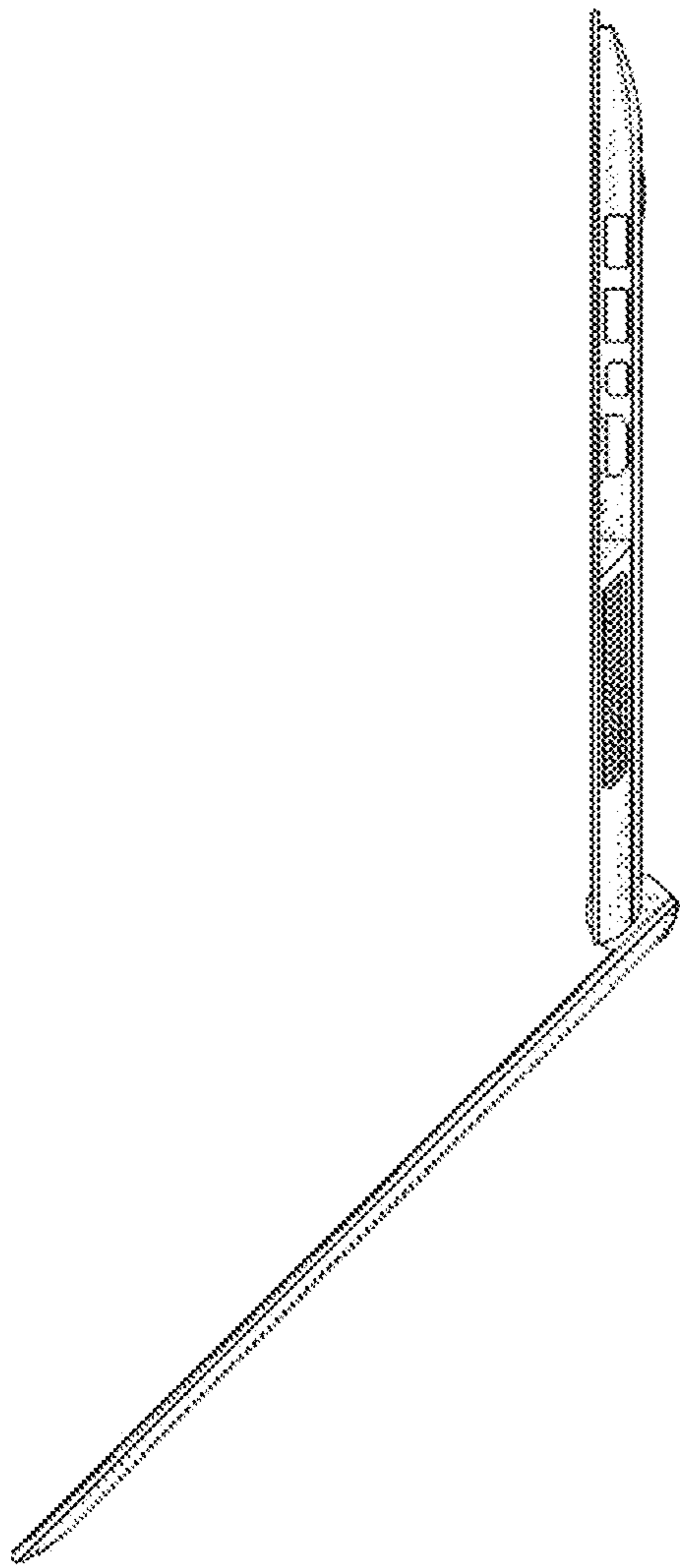


FIG. 11

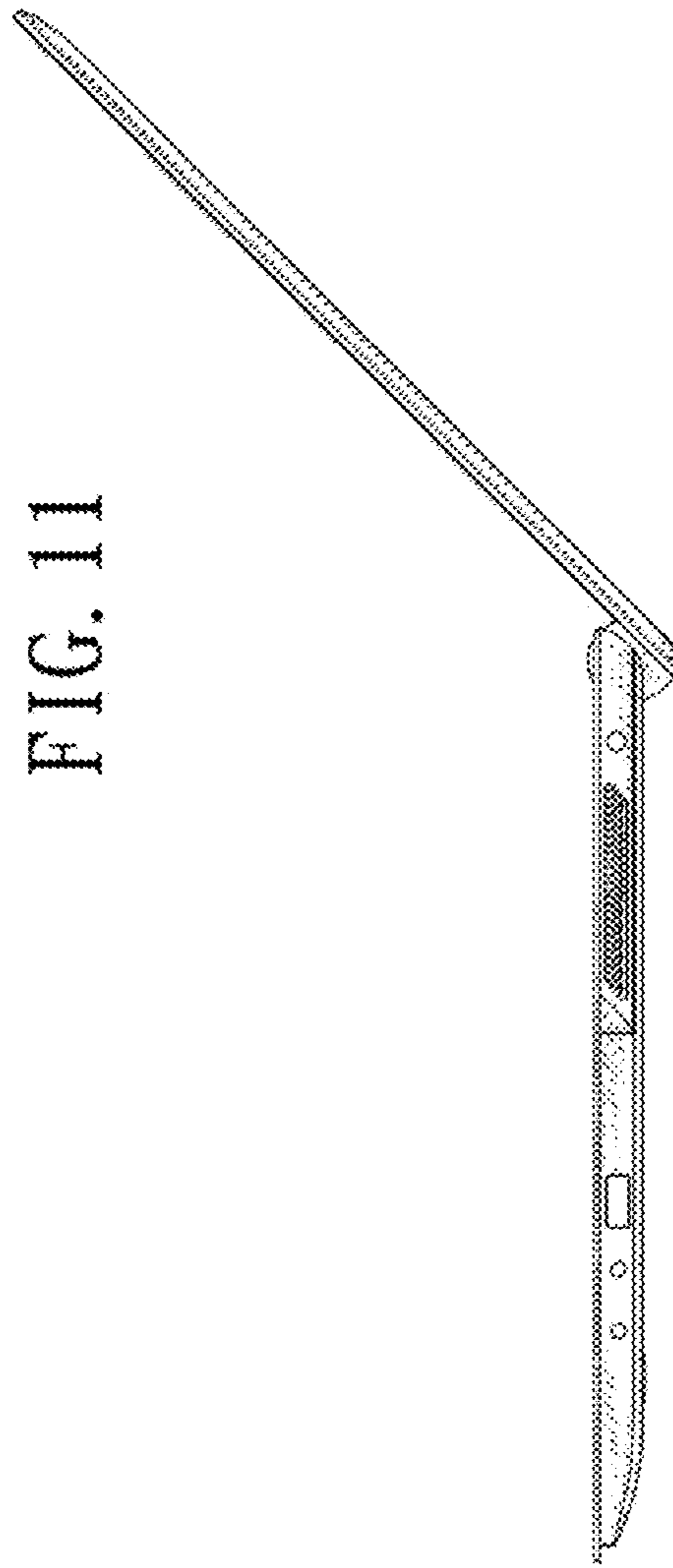


FIG. 12




FIG. 13




FIG. 14