



US00D683340S

(12) **United States Design Patent**
Chang et al.

(10) **Patent No.:** **US D683,340 S**
(45) **Date of Patent:** **** May 28, 2013**

(54) **CASE FOR ELECTRONIC DEVICE**

(71) Applicant: **Otter Products, LLC**, Fort Collins, CO (US)

(72) Inventors: **Tao-Wei Chang**, Arvada, CO (US);
Peter Gronewoller, Fort Collins, CO (US)

(73) Assignee: **Otter Products, LLC**, Fort Collins, CO (US)

(**) Term: **14 Years**

(21) Appl. No.: **29/435,199**

(22) Filed: **Oct. 21, 2012**

(51) **LOC (9) Cl.** **14-03**

(52) **U.S. Cl.**
USPC **D14/250**

(58) **Field of Classification Search**
USPC D14/250–253, 440, 203.3–203.7,
D14/217, 496, 248, 238.1, 240, 447; D3/201,
D3/218, 269, 301, 273, 303, 103, 247; D13/103,
D13/107–108, 119; 220/4.02; 248/309.1,
248/371, 176.3, 668; 361/679.56, 679.3,
361/679.25, 816; 379/426, 433.11, 455;
455/575.1, 575.8; 206/305, 320; 345/173

See application file for complete search history.

(56) **References Cited**

U.S. PATENT DOCUMENTS

D243,861 S *	3/1977	Akazawa	D14/137
D357,918 S *	5/1995	Doria	D14/218
D382,535 S *	8/1997	Chiang	D13/103
D391,224 S *	2/1998	Schumacher	D13/103
D478,559 S *	8/2003	Lee et al.	D14/138 AB
D593,528 S *	6/2009	Shi	D14/138 AB
D602,456 S *	10/2009	Aithal et al.	D14/138 AA

D606,305 S *	12/2009	Lee et al.	D3/269
D610,110 S *	2/2010	Lee et al.	D14/138 AA
D630,181 S *	1/2011	Xiao	D14/138 AA
D638,006 S *	5/2011	Chang	D14/250
D643,006 S *	8/2011	Han et al.	D14/138 G
D648,332 S *	11/2011	Kim et al.	D14/248
D654,049 S *	2/2012	Chung	D14/138 G
D654,491 S *	2/2012	Melanson et al.	D14/250
D654,899 S *	2/2012	Jung	D14/138 G
D659,691 S *	5/2012	Kim et al.	D14/250
D669,269 S *	10/2012	Fair	D3/301
D671,933 S *	12/2012	Rodgers	D14/250
D673,550 S *	1/2013	Magness et al.	D14/250
D673,552 S *	1/2013	Weller et al.	D14/250
D673,553 S *	1/2013	Weller et al.	D14/250
2009/0107661 A1 *	4/2009	Andersson et al.	165/168

OTHER PUBLICATIONS

OtterBox Defender Series Case for HTC Thunderbolt, <URL:http://www.htcdepot.com/otterbox-defender-series-case/4A104A8319.htm>, retrieved from internet on Jan. 13, 2013.*

* cited by examiner

Primary Examiner — Carla Jobe Wright

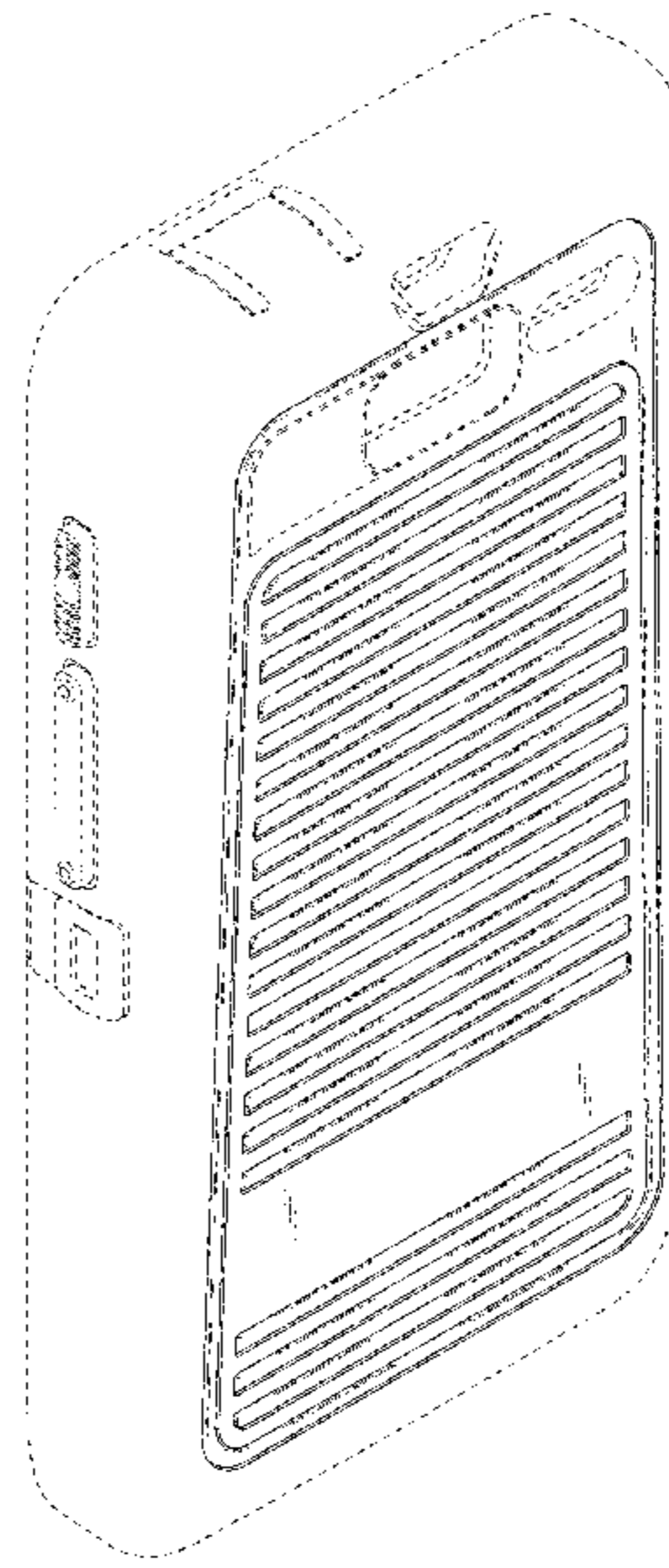

(57) **CLAIM**

The ornamental design for a case for electronic device, as shown and described.

DESCRIPTION

FIG. 1 is a first rear isometric view of a case for electronic device showing our new design; FIG. 2 is a rear view thereof; and, FIG. 3 is a second rear isometric view thereof. The broken lines immediately adjacent the shaded surfaces represent boundaries of the claimed design. All other broken lines depict unclaimed environment. The broken lines and unshaded regions bounded by the broken lines form no part of the claimed design.

1 Claim, 3 Drawing Sheets



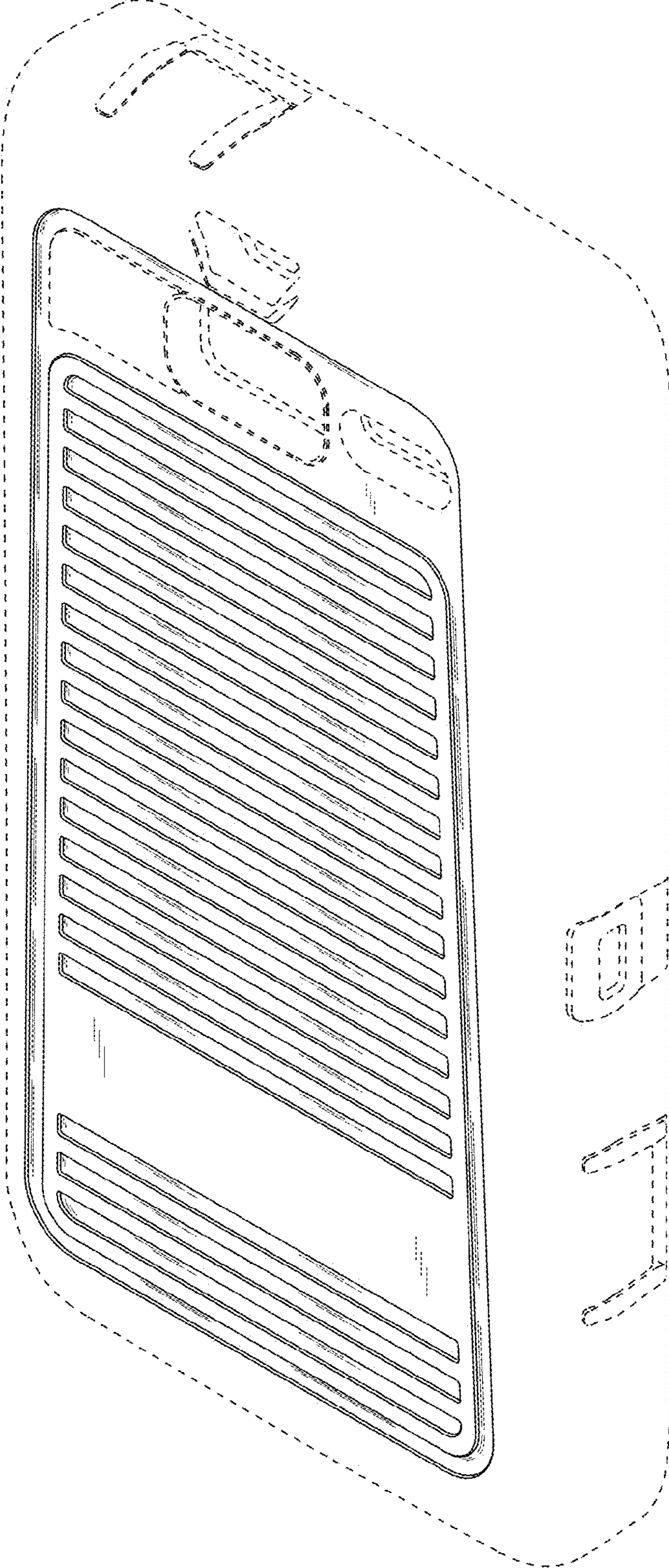


FIG. 1




FIG. 2

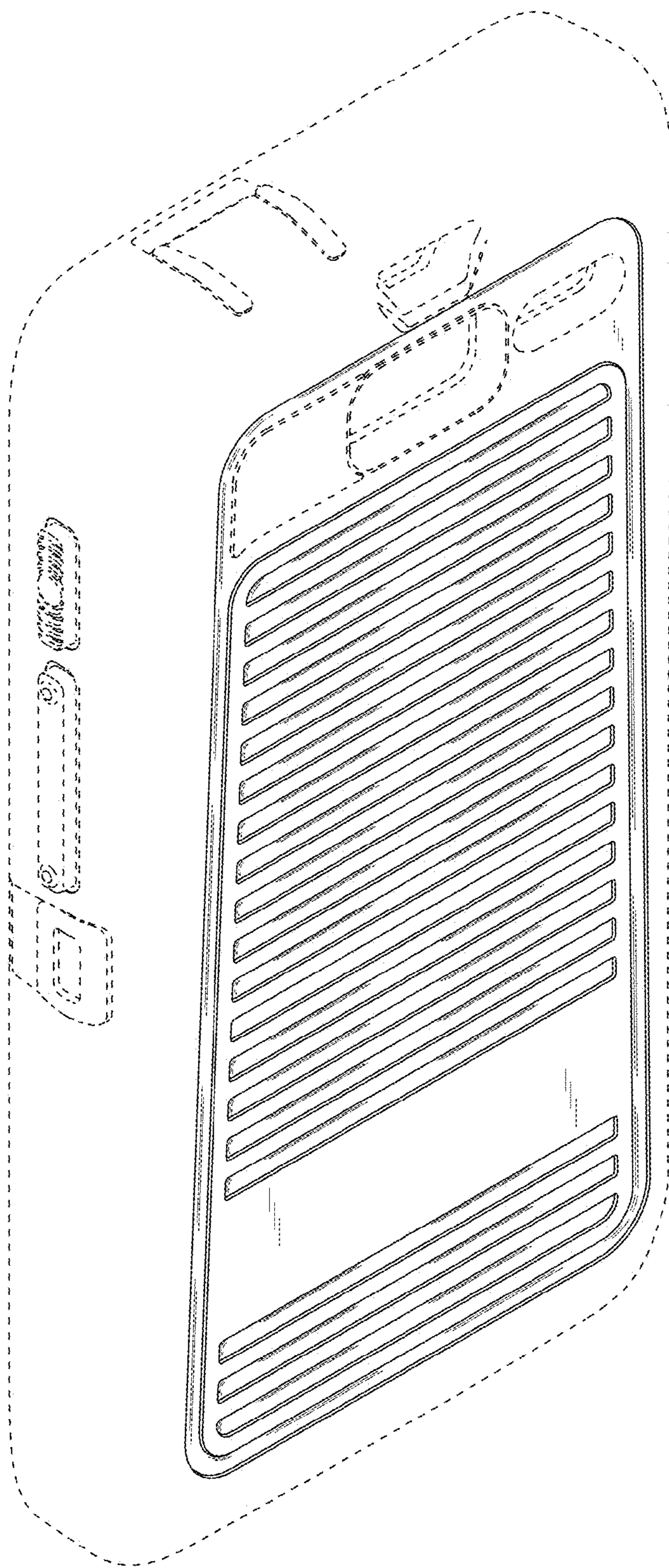


FIG. 3