



US00D683335S

(12) **United States Design Patent**
Wahl et al.

(10) **Patent No.:** **US D683,335 S**
(45) **Date of Patent:** **** May 28, 2013**

(54) **MICROPHONE**
(75) Inventors: **James Wahl**, Monroeville, PA (US);
Anthony D. Shoemaker, Oakwood
Hills, IL (US); **Eric R. Colburn**,
Wexford, PA (US)

(73) Assignee: **Vocollect, Inc.**, Pittsburgh, PA (US)

(**) Term: **14 Years**

(21) Appl. No.: **29/362,002**

(22) Filed: **May 19, 2010**

(51) **LOC (9) Cl.** **14-01**

(52) **U.S. Cl.**
USPC **D14/225**

(58) **Field of Classification Search** D14/138,
D14/205, 206, 218, 223-229, 497; D17/10,
D17/20, 99; 379/430, 431; D13/168, 177;
D21/483; 455/95; 273/148 B; 466/416;
181/158, 242

See application file for complete search history.

(56) **References Cited**

U.S. PATENT DOCUMENTS

D130,619 S	12/1941	Treslse et al.	
D153,112 S	3/1949	Braun et al.	
D159,223 S *	7/1950	Olson	D14/225
D196,654 S	10/1963	Van Den Berg	
D206,665 S	1/1967	Sanzone	
D212,863 S	12/1968	Roberts	
D265,989 S	8/1982	Harris	
D268,675 S	4/1983	Hass	
D270,566 S *	9/1983	Bennett	D24/174
D278,805 S	5/1985	Bulgari	
D299,129 S	12/1988	Wiegel	
D299,643 S *	1/1989	Kubota	D14/225
D301,145 S	5/1989	Besasio et al.	
D309,305 S *	7/1990	von Hall	D14/225
D313,092 S	12/1990	Nilsson	
D318,670 S	7/1991	Taniguchi	
D321,879 S	11/1991	Emmerling	

D322,440 S *	12/1991	Urella	D14/225
D326,655 S	6/1992	Iribe	
D334,043 S	3/1993	Taniguchi et al.	
D337,116 S	7/1993	Hattori	
D341,567 S	11/1993	Acker	
D344,494 S	2/1994	Cardenas	
D344,522 S	2/1994	Taniguchi	
D365,559 S	12/1995	Fathi	
D367,256 S	2/1996	Tokunaga	
D376,598 S	12/1996	Hayashi	
D377,020 S	12/1996	Bungardt et al.	
D380,199 S	6/1997	Beruscha	
D381,897 S *	8/1997	Matthiesen	D9/680

(Continued)

OTHER PUBLICATIONS

Fifteen pages of photographs for Vocollect Model AH-10 Headset sold as early as 2007.

Primary Examiner — Cathron Brooks

Assistant Examiner — Katie Mroczka

(74) *Attorney, Agent, or Firm* — Wood, Herron & Evans, LLP

(57) **CLAIM**

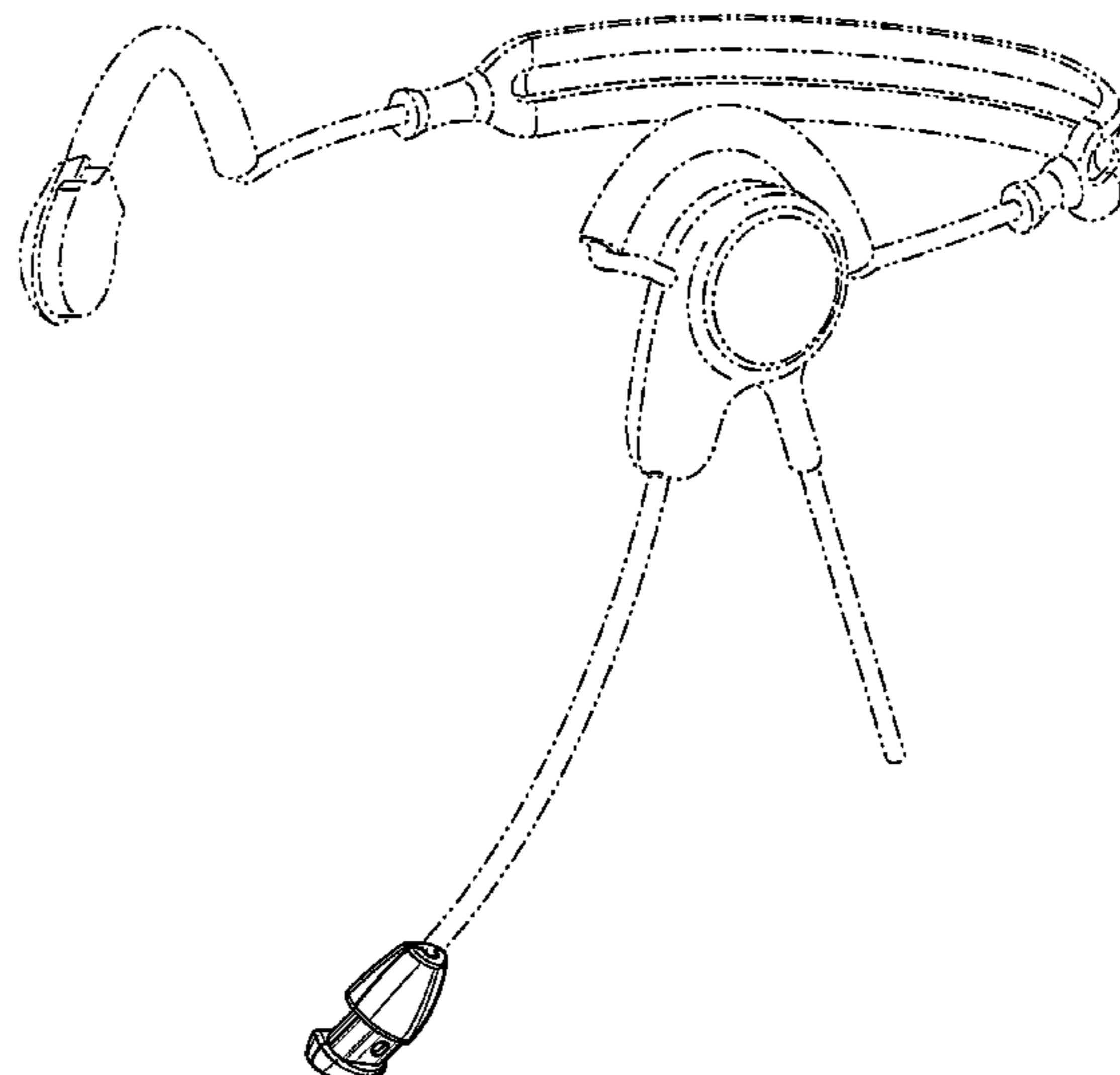
The ornamental design for a microphone, as shown and described.

DESCRIPTION

FIG. 1 is a front perspective view of the microphone; FIG. 2 is another perspective view thereof; FIG. 3 is a front elevational view thereof; FIG. 4 is a rear elevational view thereof; FIG. 5 is a left side elevational view thereof; FIG. 6 is a right side elevational view thereof; FIG. 7 is a top view thereof; and, FIG. 8 is a bottom view thereof.

The broken line elements illustrated in the Drawing Figures are for the purpose of illustrating the environment of the invention and form no part of the claimed design.

1 Claim, 4 Drawing Sheets



US D683,335 S

Page 2

U.S. PATENT DOCUMENTS

D384,072 S	9/1997	Ng	
D385,272 S	10/1997	Jensen et al.	
D385,855 S	11/1997	Ronzani	
D387,898 S	12/1997	Ronzani	
D390,552 S	2/1998	Ronzani	
D391,234 S	2/1998	Chacon et al.	
D394,436 S	5/1998	Hall et al.	
D398,899 S	9/1998	Chaco	
D400,848 S	11/1998	Clark et al.	
D402,651 S	12/1998	Depay et al.	
D406,098 S	2/1999	Walter et al.	
D409,137 S	5/1999	Sumita	
D409,621 S *	5/1999	Andrea	D14/223
D410,466 S	6/1999	Mouri	
D410,921 S	6/1999	Luchs et al.	
D411,179 S	6/1999	Toyosato	
D413,582 S	9/1999	Tompkins	
D414,470 S	9/1999	Chacon	
D422,962 S	4/2000	Shevlin et al.	
D424,035 S	5/2000	Steiner et al.	
D430,158 S	8/2000	Bhatia et al.	
D430,159 S	8/2000	Bhatia et al.	
D434,762 S	12/2000	Ikenaga	
D436,104 S	1/2001	Bhatia et al.	
D440,966 S	4/2001	Ronzani	
D443,870 S	6/2001	Carpenter et al.	
D449,289 S	10/2001	Weikel et al.	
D451,903 S	12/2001	Amae et al.	
D451,907 S	12/2001	Amae et al.	
D457,133 S	5/2002	Yoneyama	
D462,946 S *	9/2002	Beraut et al.	D14/228
D463,784 S	10/2002	Taylor et al.	
D465,208 S	11/2002	Lee et al.	
D465,209 S	11/2002	Rath	
D466,497 S	12/2002	Wikel et al.	
D469,080 S	1/2003	Kohli	
D482,019 S	11/2003	Petersen et al.	
D487,064 S	2/2004	Stekelenburg	
D488,146 S	4/2004	Minto	
D488,461 S	4/2004	Okada et al.	
D491,917 S	6/2004	Asai	
D492,295 S	6/2004	Glatt	
D494,517 S	8/2004	Platto et al.	
D498,231 S	11/2004	Jacobson et al.	
D506,065 S	6/2005	Sugino et al.	
D507,523 S	7/2005	Resch et al.	
D512,417 S	12/2005	Hirakawa et al.	
D512,984 S	12/2005	Ham	
D512,985 S	12/2005	Travers et al.	
D519,497 S	4/2006	Komiyama	
D521,492 S	5/2006	Ham	
D524,794 S	7/2006	Kim	
D525,237 S	7/2006	Viduya et al.	
D529,447 S	10/2006	Greenfield	
D531,586 S	11/2006	Poulet	
D533,869 S *	12/2006	Drambarean et al.	D14/225
D537,438 S	2/2007	Hermansen	
D549,216 S	8/2007	Viduya et al.	
D549,217 S	8/2007	Viduya	
D549,694 S	8/2007	Viduya et al.	
D551,615 S	9/2007	Wahl et al.	
D552,595 S	10/2007	Viduya et al.	
D564,495 S *	3/2008	Sasaki	D14/205
D567,218 S	4/2008	Viduya et al.	
D567,219 S	4/2008	Viduya et al.	
567,799 A1	4/2008	Viduya et al.	
D567,806 S	4/2008	Viduya et al.	
D569,841 S *	5/2008	Chung et al.	D14/205
D595,268 S *	6/2009	Kolton	D14/223
D595,690 S *	7/2009	Fullerton	D14/205
D602,908 S *	10/2009	Ham et al.	D14/206
D612,502 S *	3/2010	Bailey et al.	D24/174
D612,943 S *	3/2010	Bailey et al.	D24/174
D615,528 S *	5/2010	Kuo	D14/206
D624,902 S *	10/2010	Kolton	D14/205
D626,112 S *	10/2010	Kao et al.	D14/205
D639,280 S *	6/2011	Hayes	D14/223
D648,318 S *	11/2011	Huang	D14/206
D653,243 S *	1/2012	Katsumata et al.	D14/223
D656,922 S *	4/2012	Massaro et al.	D14/223
2008/0137897 A1 *	6/2008	Liu	381/380
2008/0167092 A1 *	7/2008	Ueda et al.	455/575.2
2011/0230239 A1 *	9/2011	Ueda et al.	455/570
2012/0116231 A1 *	5/2012	Liao et al.	600/473

* cited by examiner

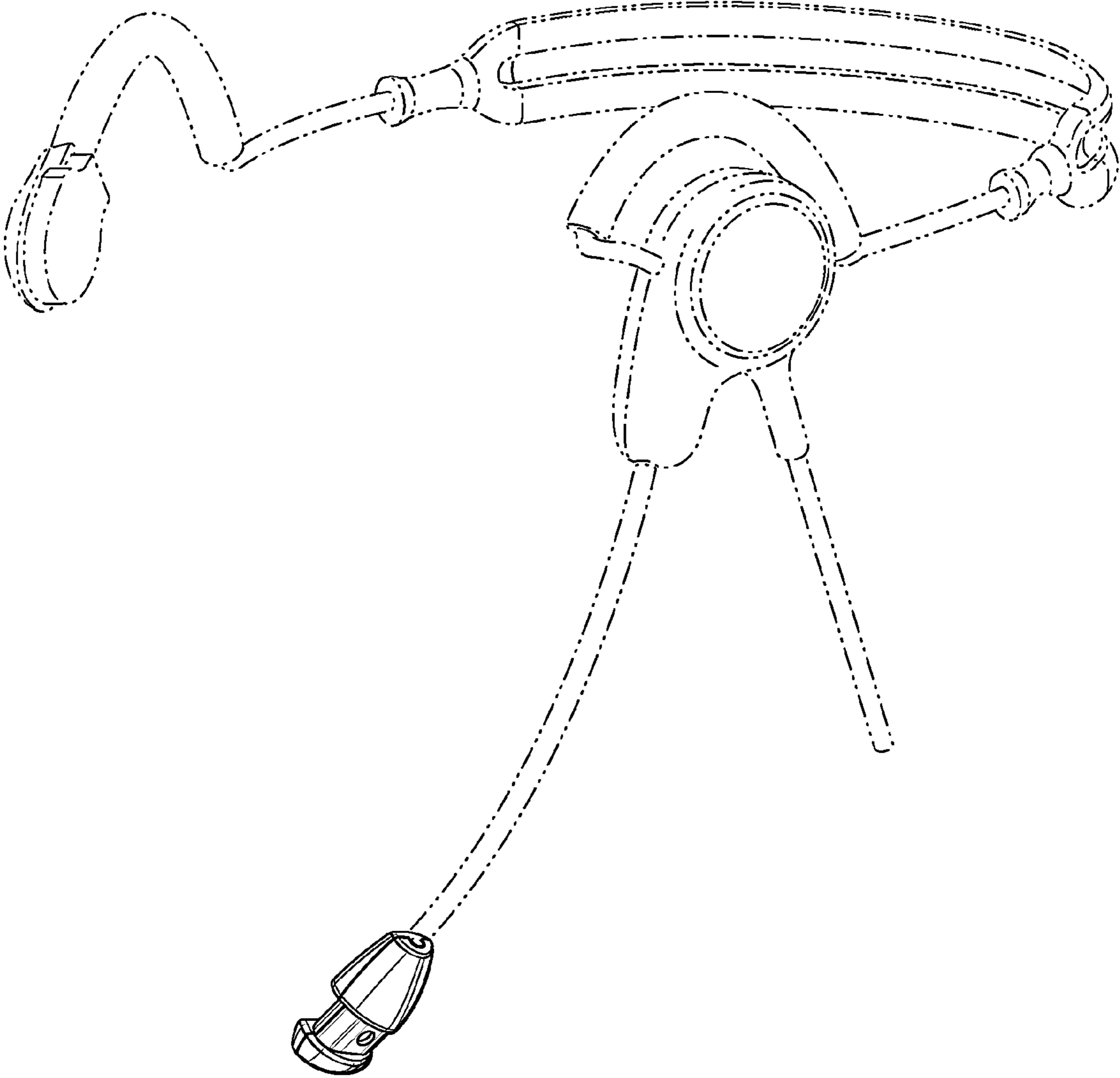


FIG. 1

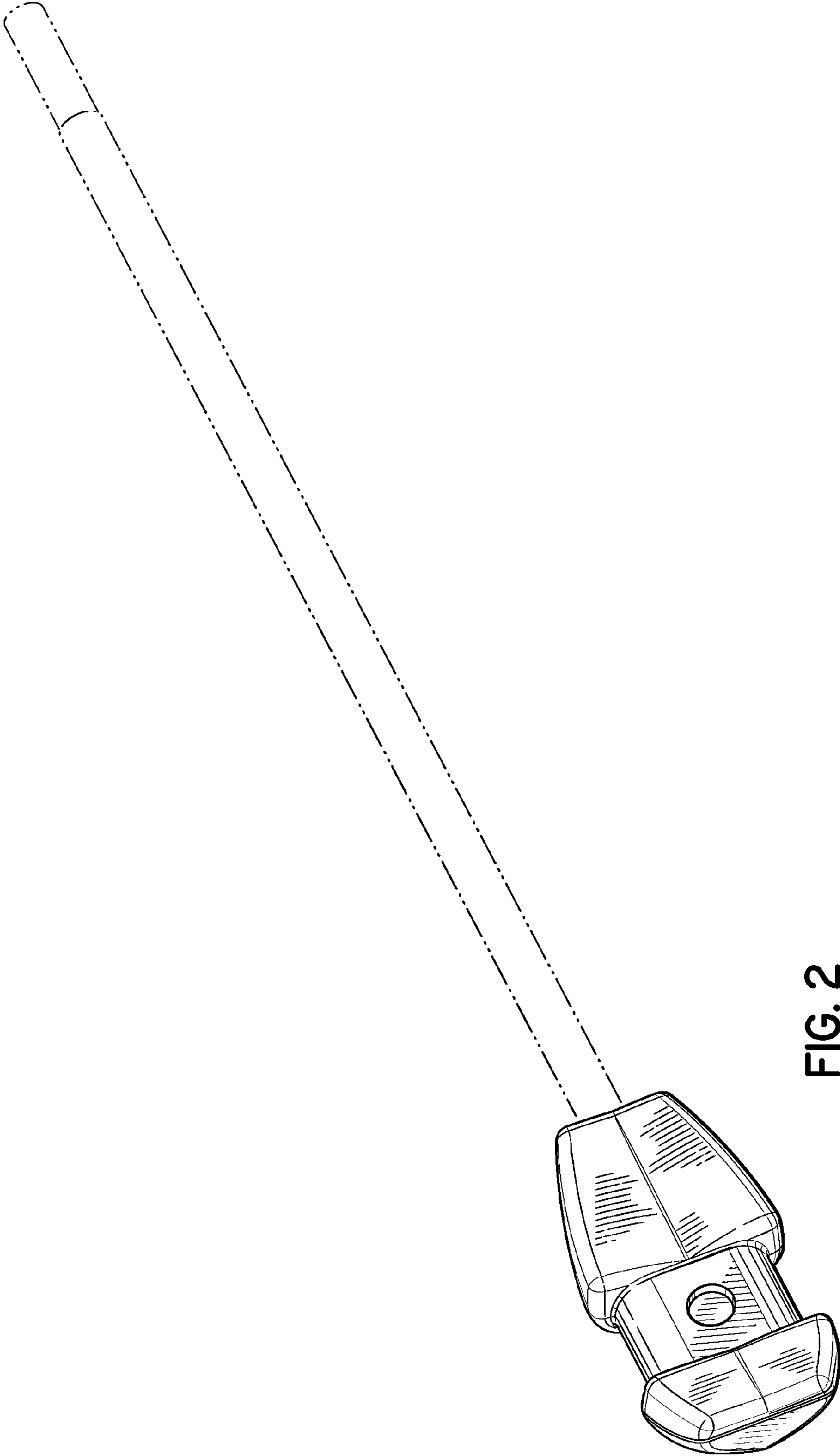


FIG. 2

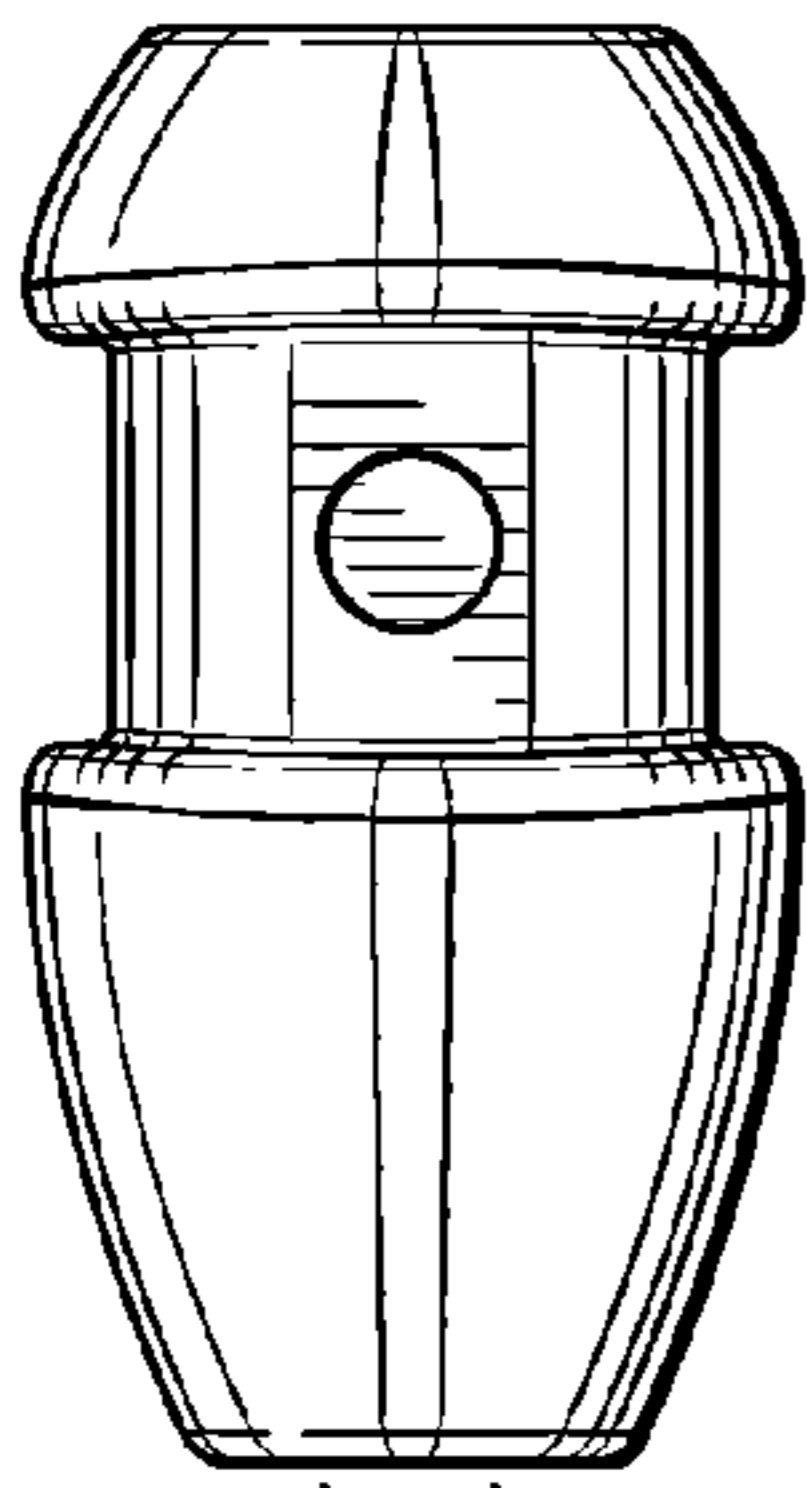


FIG. 3




FIG. 4

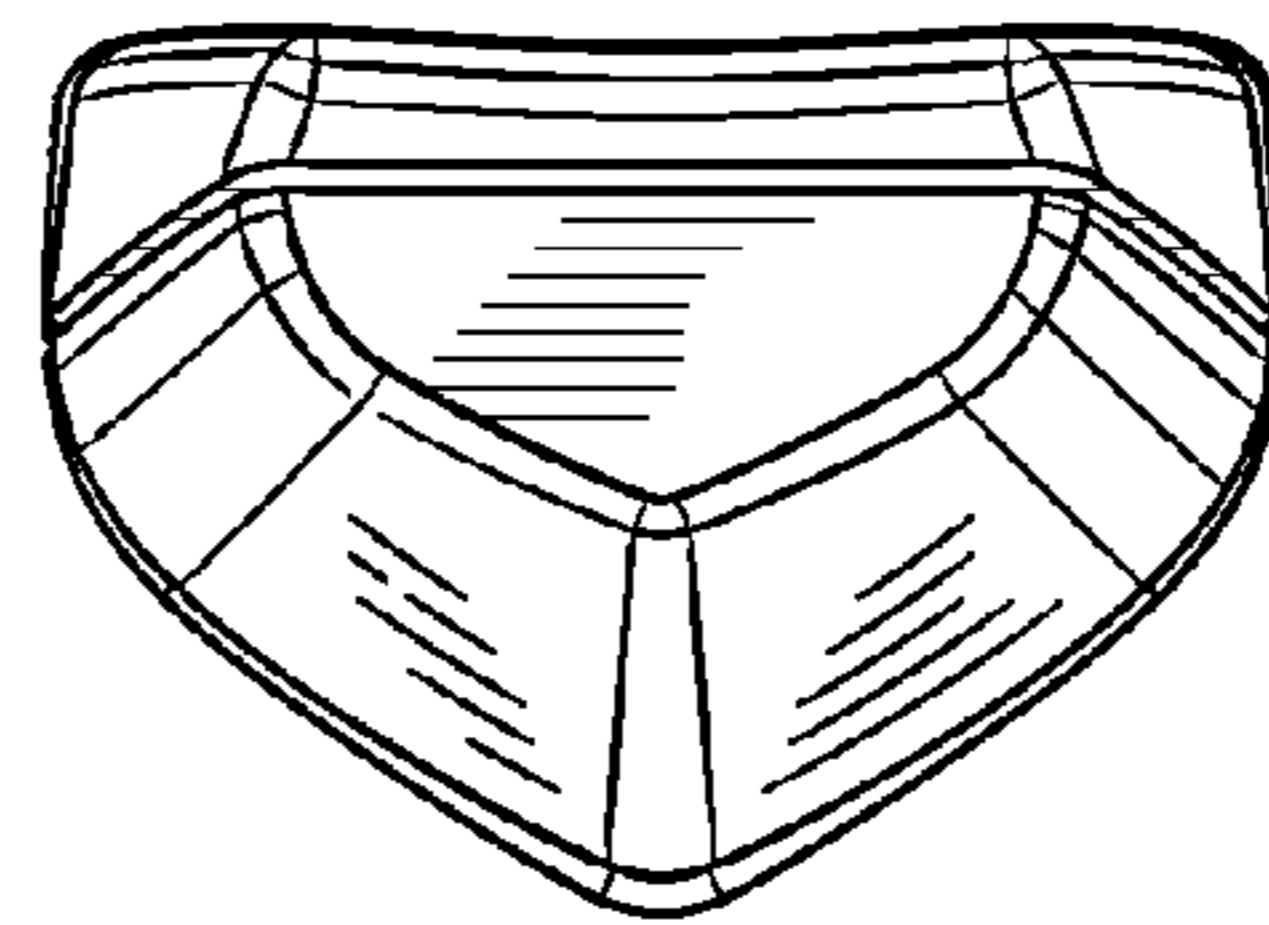


FIG. 5

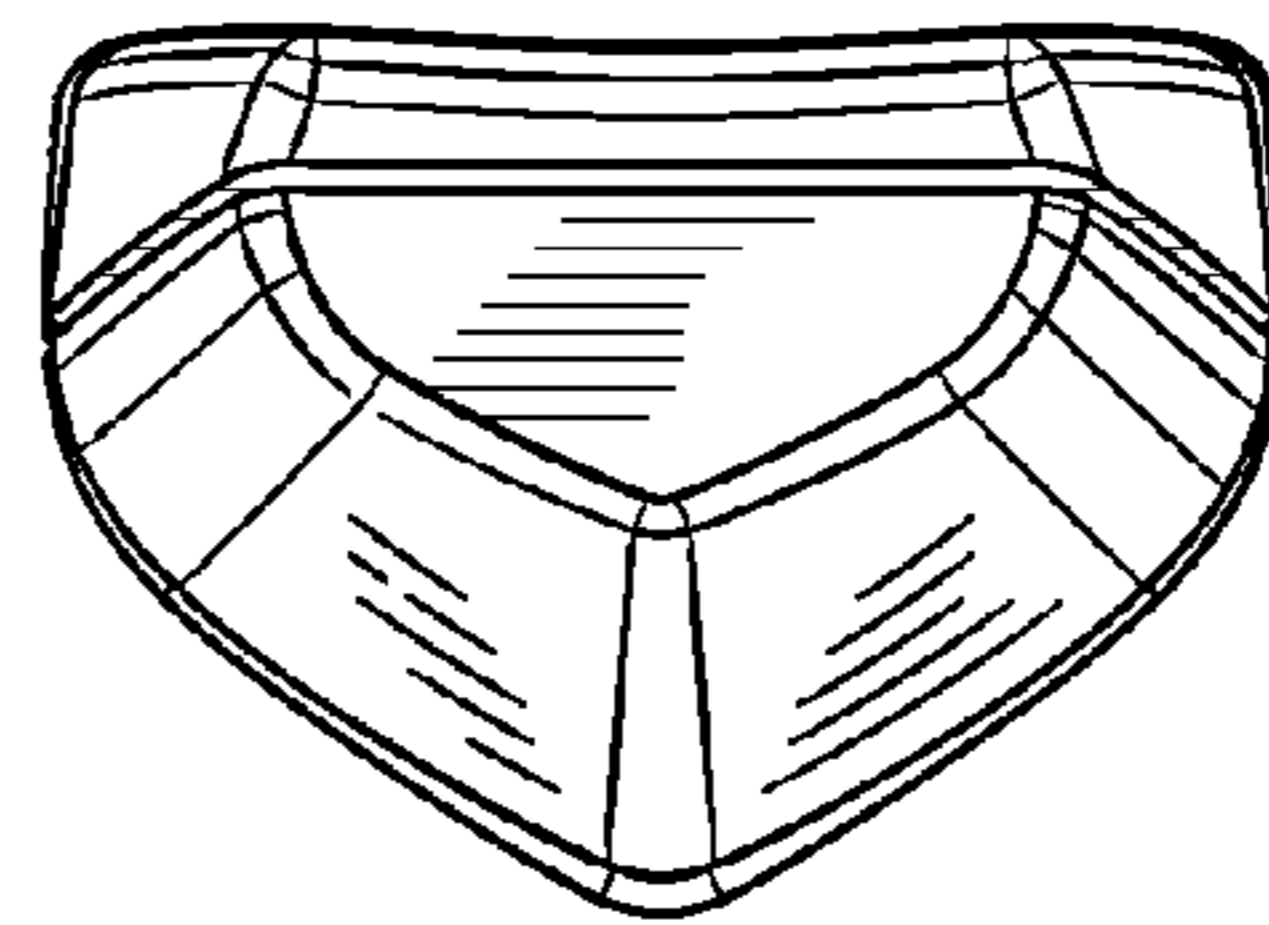
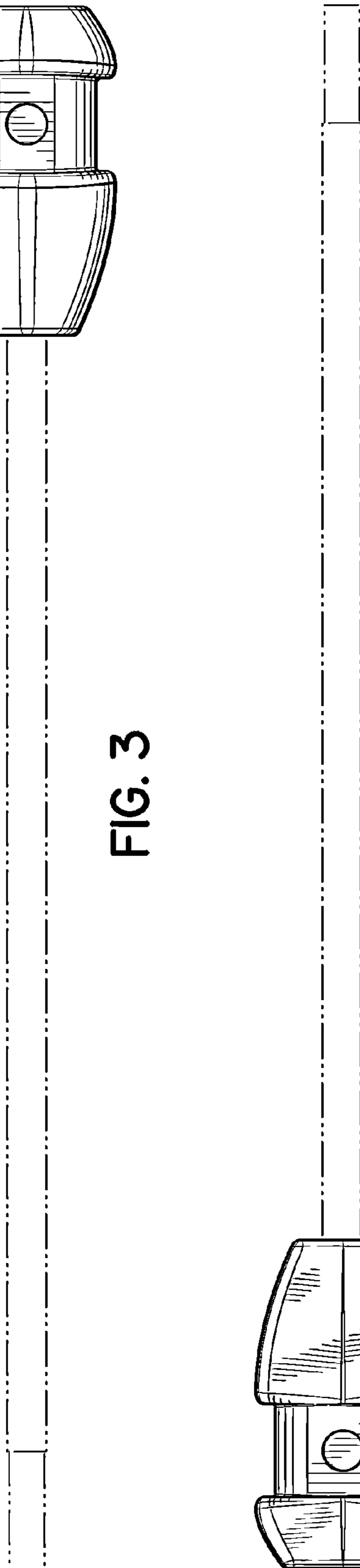


FIG. 6



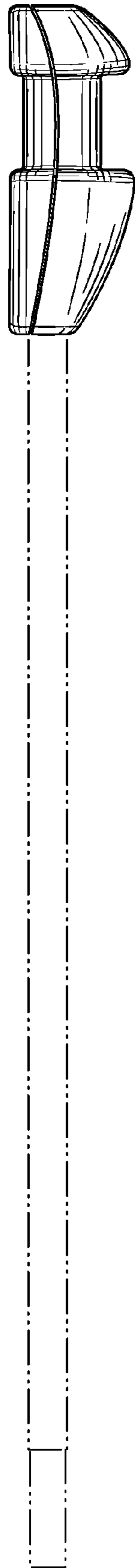


FIG. 7

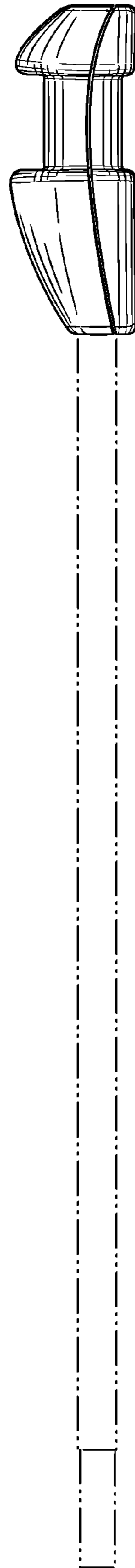


FIG. 8