



US00D683309S

(12) **United States Design Patent**  
**Chiu et al.**

(10) **Patent No.:** **US D683,309 S**

(45) **Date of Patent:** **\*\* May 28, 2013**

(54) **ELECTROMAGNETIC RECHARGE DEVICE**

(75) Inventors: **Hung Tzu Chiu**, Miaoli County (TW);  
**Yu Chiehmr Ho**, Hsin-Chu (TW)

(73) Assignee: **Waltop International Corporation**,  
Hsinchu (TW)

(\*\*) Term: **14 Years**

(21) Appl. No.: **29/424,513**

(22) Filed: **Jun. 13, 2012**

(30) **Foreign Application Priority Data**

Dec. 20, 2011 (TW) ..... 100306993 A

(51) **LOC (9) Cl.** ..... **13-02**

(52) **U.S. Cl.**  
USPC ..... **D13/108**

(58) **Field of Classification Search**  
USPC .. D13/107–110, 118–119, 184, 199; D19/35,  
D19/41, 45, 51; 320/107–115  
See application file for complete search history.

(56) **References Cited**

**U.S. PATENT DOCUMENTS**

D532,372 S \* 11/2006 Keating ..... D13/108  
D532,745 S \* 11/2006 Gaber et al. .... D13/108

D539,218 S \* 3/2007 Gaber et al. .... D13/108  
D572,656 S \* 7/2008 Schein ..... D13/108  
D584,772 S \* 1/2009 Hackenberg et al. .... D19/51  
D602,527 S \* 10/2009 Heck et al. .... D19/51  
7,649,337 B2 \* 1/2010 Uehlein-Proctor et al. .. 320/112  
D615,038 S \* 5/2010 Heine et al. .... D13/119  
D615,925 S \* 5/2010 Heine et al. .... D13/119  
8,314,591 B2 \* 11/2012 Terry et al. .... 320/114  
2009/0102418 A1 \* 4/2009 Gaber ..... 320/108  
2010/0263945 A1 \* 10/2010 Mao et al. .... 178/19.01  
2012/0133327 A1 \* 5/2012 Lee ..... 320/114

\* cited by examiner

*Primary Examiner* — Rosemary K Tarcza

(74) *Attorney, Agent, or Firm* — Muncy, Geissler, Olds &  
Lowe, PLLC

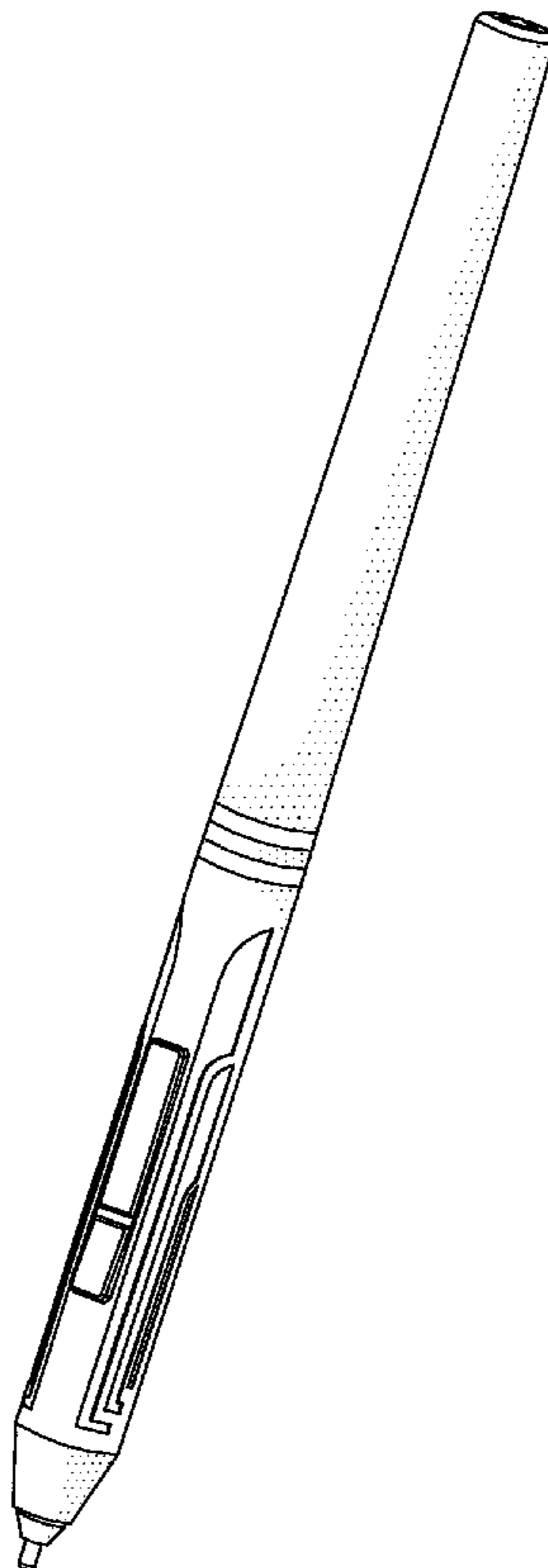
(57) **CLAIM**

The ornamental design for a electromagnetic recharge device,  
as shown and described.

**DESCRIPTION**

FIG. 1 is a perspective view of a design for a electromagnetic  
recharge device showing our new design;  
FIG. 2 is a front elevational view thereof;  
FIG. 3 is a rear elevational view thereof;  
FIG. 4 is a left side elevational view thereof;  
FIG. 5 is a right side elevational view thereof;  
FIG. 6 is a top plan view thereof; and,  
FIG. 7 is a bottom plan view thereof.

**1 Claim, 7 Drawing Sheets**



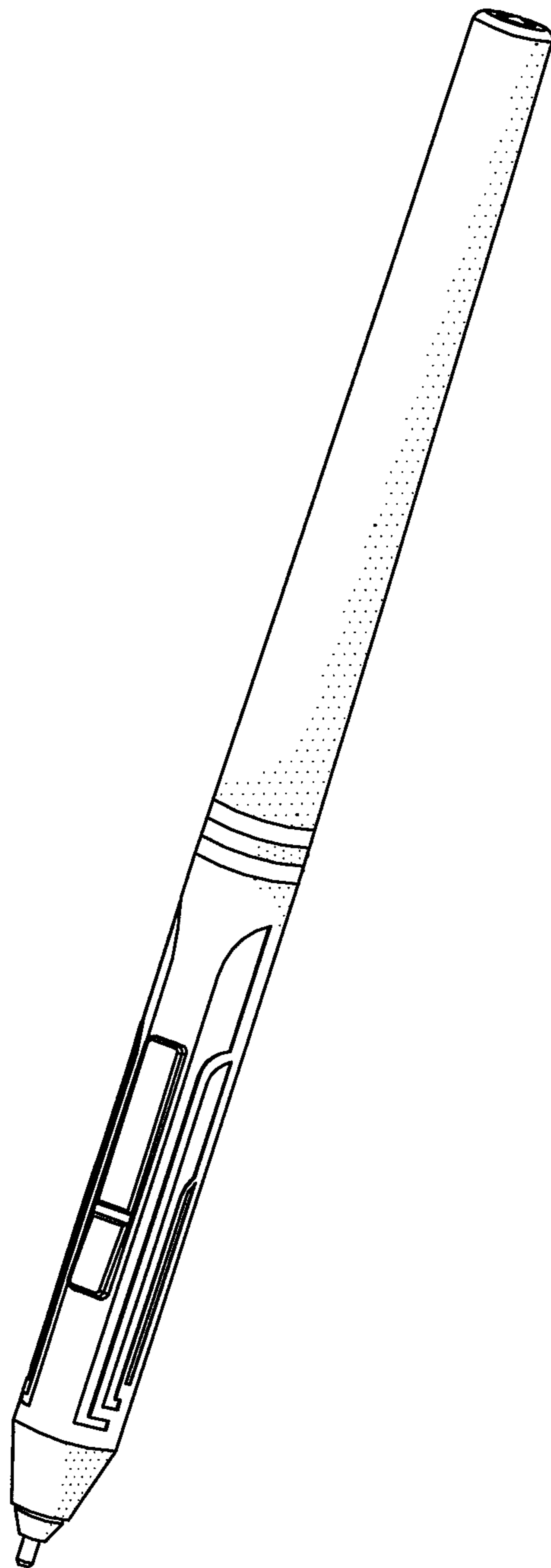


FIG. 1

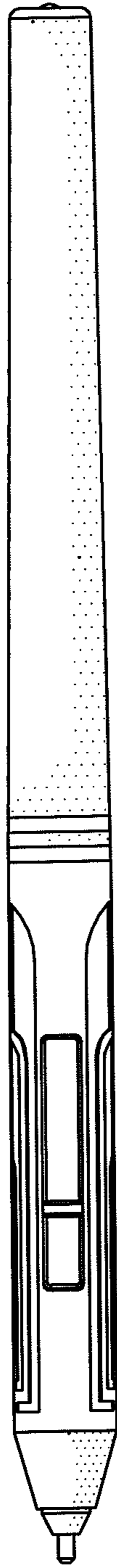


FIG.2

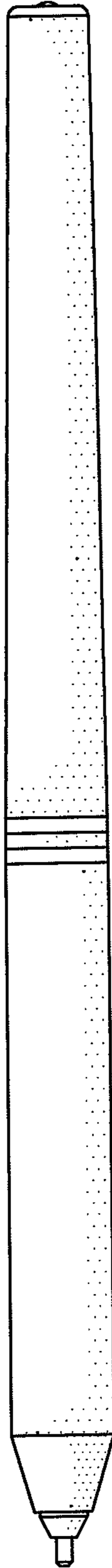


FIG.3

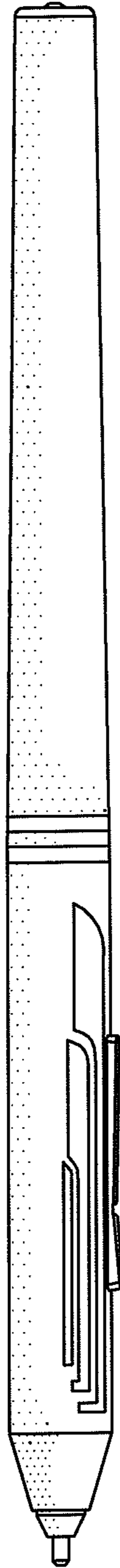


FIG. 4

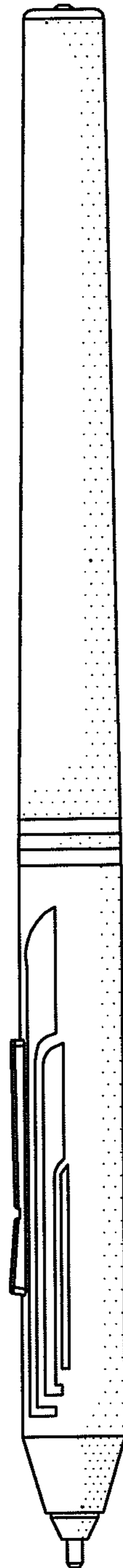


FIG. 5



FIG.6

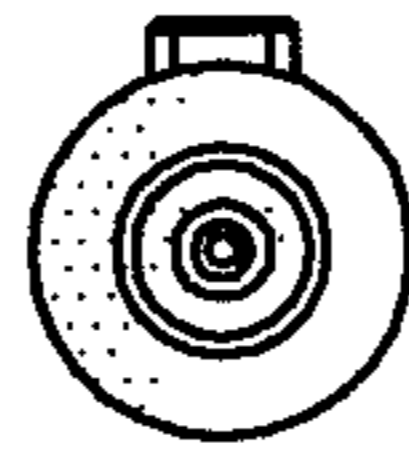


FIG.7